

RECORD SET OF DOCUMENTS 03/02/2009


* This Record Document has been prepared based on information provided by others. Adache Group Architects has not verified the accuracy or completeness of this information and shall not be responsible for any errors or omissions that may be incorporated herewith as a result.



IMAGE IS NOT AN ACCURATE REPRESENTATION OF FINAL DESIGN – REFER TO LATEST CONSTRUCTION DOCUMENTS.

RESIDENCES AT SANDPEARL

**14 UNIT CONDOMINIUM (TOWER TWO)
CLEARWATER BEACH, FLORIDA**



ADACHE GROUP ARCHITECTS, INC.
550 SOUTH FEDERAL HIGHWAY
FT. LAUDERDALE, FL 33301 USA
TEL 954-525-8133
FAX 954-728-8159
www.adache.com

REVISIONS

△ 07/17/06 PERMIT COMMENTS

PROJECT DESIGN TEAM:

ARCHITECTS

ADACHE GROUP ARCHITECTS, P.A.
550 SOUTH FEDERAL HIGHWAY
FT. LAUDERDALE, FLORIDA 33301
(954) 525-8133 FLORIDA LICENSE: AA C000579

BLOODGOOD SHARP BUSTER
3816 WEST LINEBAUGH AVENUE, SUITE 212
TAMPA, FLORIDA 33624
PH. 813.265.4808

STRUCTURAL ENGINEER:

O.E. OLSEN & ASSOCIATES
3342 TYRONE BOULEVARD NORTH
ST. PETERSBURG, FLORIDA 33710
PH. 727.345.9397

MECH. ELEC. & PLUMB. ENGINEER

WADSWORTH-O'NEAL ENGINEERING
6418 COMMERCE PARK DRIVE
FORT MYERS, FLORIDA 33912
PH. 239.454.5511

CIVIL ENGINEER

FLORIDA DESIGN CONSULTANTS
3030 STARKEY BOULEVARD
NEW PORT RICHEY, FLORIDA 34655
PH. 727.849.7588

LANDSCAPE ARCHITECT

PHIL GRAHAM & COMPANY, P.A.
436 SECOND STREET NORTH
ST. PETERSBURG, FLORIDA 33701
PH. 727.821.5225

GENERAL NOTES

1. CONTRACTOR SHALL VERIFY AND COORDINATE ALL NEW AND EXISTING CONDITIONS AND DIMENSIONS AT JOB SITE FOR COMPARISON WITH DRAWINGS AND SPECIFICATIONS PRIOR TO BIDDING AND START OF AND DURING CONSTRUCTION. IF ANY DISCREPANCIES, INCONSISTENCIES OR OMISSIONS ARE FOUND, THE ARCHITECT SHALL BE NOTIFIED, IN WRITING FOR CLARIFICATION PRIOR TO PROCEEDING WITH WORK.

2. DO NOT SCALE DRAWINGS. CONTRACTOR SHALL RELY ON WRITTEN DIMENSIONS AS GIVEN. THE CONTRACTOR SHALL NOTIFY THE ARCHITECT FOR CLARIFICATIONS. ALL DIMENSIONS SHALL BE FIELD VERIFIED BY CONTRACTOR AND COORDINATED WITH ALL OF THE WORK OF ALL TRADES. IF DISCREPANCIES ARE FOUND, THE CONTRACTOR SHALL NOTIFY THE ARCHITECT IN WRITING FOR CLARIFICATION BEFORE THE COMMENCEMENT OR RESUMPTION OF WORK.

3. ABBREVIATIONS THROUGHOUT THE PLANS ARE THOSE IN COMMON USE. NOTIFY THE ARCHITECT OF ANY ABBREVIATIONS IN QUESTION.

4. CONTRACTOR SHALL COORDINATE THE INSULATION OF THE VARIOUS TRADE ITEMS WITHIN THE SPACE ABOVE ALL CEILINGS (INCLUDING, BUT NOT LIMITED TO: STRUCTURAL MEMBERS, MECHANICAL DUCTS AND INSULATION, CONDUITS, RACEWAYS, SPRINKLER SYSTEM, LIGHT FIXTURES, CEILING SYSTEMS, AND ANY SPECIAL STRUCTURAL SUPPORTS REQUIRED) AND SHALL BE RESPONSIBLE FOR MAINTAINING THE FINISH CEILING HEIGHT ABOVE THE FINISH FLOOR INDICATED IN THE DRAWINGS AND THE FINISH SCHEDULE. (CEILING HEIGHT DIMENSIONS ARE TO THE FINISH SURFACE OF THE CEILING.

5. ACCESS PANELS SHALL BE PROVIDED AND INSTALLED WHEREVER REQUIRED BY BUILDING CODE OR FOR THE PROPER OPERATION OR MAINTENANCE OF MECHANICAL OR ELECTRICAL EQUIPMENT, WHETHER OR NOT INDICATED ON THE DRAWINGS. CONTRACTOR SHALL COORDINATE SIZE, LOCATION, AND TYPE OF ACCESS PANEL WITH OTHER CONTRACTOR'S WORK AND RECEIVE APPROVAL OF THE ARCHITECT. ACCESS PANEL SHALL BE AS SPECIFIED. NO ACCESS PANEL SHALL BE LOCATED, FRAMED OR INSTALLED WITHOUT THE EXPRESSED APPROVAL OF THE ARCHITECT.

6. DIMENSIONS SHOWN ON THE FLOOR PLANS, SECTIONS, ELEVATIONS, AND DETAILS ARE TO BE FINISH FACE OF STUD, MASONRY, OR CONCRETE, GRID LINES, UNLESS OTHERWISE NOTED.

7. IN THE CASE OF A CONFLICT BETWEEN THE DRAWINGS AND THE SPECIFICATIONS, SPECIFICATIONS SHALL TAKE PRECEDENCE. CONTRACTOR SHALL NOTIFY THE CONSTRUCTION MANAGER OF ANY CONFLICT BEFORE PROCEEDING WITH THE WORK.

8. ALL DUCT PENETRATIONS THROUGH PARTITIONS AND CEILING SHALL BE PROVIDED WITH NECESSARY FRAMES AND BRACING AROUND THE OPENING AND SHALL BE PROVIDED WITH AUTOMATIC FIRE DAMPERS AS REQUIRED BY THE BUILDING DEPARTMENT FOR FIRE-RATED PENETRATIONS.

9. THE SPECIFICATIONS AND ALL CONSULTANT DRAWINGS ARE SUPPLEMENTAL TO THE ARCHITECTURAL DRAWINGS. IT SHALL BE THE CONTRACTOR'S RESPONSIBILITY TO COORDINATE WITH THE ARCHITECTURAL DRAWINGS BEFORE THE INSTALLATION OF ANY OF THE CONSULTANTS' WORK AND TO BRING ANY DISCREPANCIES OR CONFLICTS TO THE ARCHITECTS ATTENTION IN WRITING, FOR CLARIFICATION. IMPROPERLY INSTALLED WORK SHALL BE CORRECTED BY THE GENERAL CONTRACTOR AT HIS EXPENSE AND AT NO EXPENSE TO THE ARCHITECT, HIS CONSULTANTS, OR THE OWNER.

10. CONTRACTOR SHALL PROVIDE AND INSTALL ACCESS PANELS WHERE SHOWN ON THE REFLECTED CEILING PLANS AND AS REQUIRED BY THE BUILDING DEPARTMENT OR NORMAL GOOD PRACTICE TO PROVIDE ACCESS TO ALL TERMINAL BOXES, VOLUME DAMPERS, AND VALVES, ETC. (ALSO SEE NOTE 5)

11. THE ARCHITECT SHALL BE CONSULTED IN ALL CASES WHERE CUTTING INTO AN EXISTING STRUCTURAL PORTION OF ANY BUILDING IS EITHER EXPEDIENT OR NECESSARY. PRIOR TO PROCEEDING WITH WORK, REINFORCEMENT AND/OR SUPPORT SATISFACTORY TO ARCHITECT AND STRUCTURAL ENGINEER SHALL BE PROVIDED BY CONTRACTOR PRIOR TO CUTTING INTO STRUCTURAL PORTIONS OF ANY BUILDING.

12. ALL EXIT DOORS SHALL BE OPERABLE FROM THE INSIDE WITHOUT THE USE OF A KEY OR ANY SPECIAL KNOWLEDGE OR EFFORT AND SHALL BE ACCESSIBLE BY THE HANDICAPPED.

13. MAXIMUM EFFORT TO OPERATE DOORS SHALL NOT EXCEED THE FOLLOWING:
A. INTERIOR DOORS: 5 POUNDS
B. EXTERIOR DOORS: 8.5 POUNDS
C. FIRE DOORS: 15 POUNDS

14. LEGAL EXITS SHALL NOT BE BLOCKED AT ANYTIME.

15. ALL EXIT LIGHTING AND SIGNS TO HAVE MINIMUM 6-INCH-HIGH LETTERS IN ACCORDANCE WITH TITLE 19, CHAPTER 33. VERIFY WITH LOCAL MUNICIPALITY.

16. EMERGENCY LIGHTING SHALL BE PROVIDED GIVING A VALUE ONE FOOT-CANDLE AT FLOOR LEVEL. EXIT SIGNS SHALL BE ILLUMINATED BY TWO SEPARATE SOURCES OF POWER PER LOCAL FIRE DEPARTMENT. (ONE SOURCE ON EMERGENCY POWER, SEE ELECTRICAL DRAWINGS.)

17. TEMPORARY PEDESTRIAN PROTECTION SHALL BE PROVIDED AS REQUIRED BY THE LOCAL CITY.

18. FINAL CLEANUP AND DISPOSAL: REMOVE DEBRIS, RUBBISH AND WASTE MATERIAL FROM THE OWNER'S PROPERTY TO A LAWFUL DISPOSAL AREA AND PAY ALL HAULING AND DUMPING COSTS. CONFORM TO PERTAINING FEDERAL STATE AND LOCAL LAWS, REGULATIONS AND ORDERS UPON COMPLETION OF WORK, ALL CONSTRUCTION AREAS SHALL BE LEFT VACUM-CLEAN AND FREE FROM DEBRIS. CLEAN ALL DUST, DIRT, STAINS, HAND MARKS, PAINT SPOTS, DROPPINGS, AND OTHER BLEMISHES.

19. PRIOR TO INSPECTION OF THE EXISTING FACILITY, THE CONTRACTOR MUST RECEIVE PERMISSION FOR SITE ACCESS FROM THE OWNER OR THE DESIGNATED REPRESENTATIVE.

20. WHEN IT IS NECESSARY TO INTERRUPT ANY EXISTING UTILITY SERVICE TO MAKE CORRECTIONS AND/OR CONNECTION, A MINIMUM OF 48 HOURS ADVANCE NOTICE SHALL BE GIVEN THE OWNER. INTERRUPTIONS IN UTILITY SERVICES SHALL BE OF THE SHORTEST POSSIBLE DURATION FOR THE WORK AT HAND AND SHALL BE APPROVED IN ADVANCE BY THE OWNER.

21. IN THE EVENT THE UTILITY SERVICE IS INTERRUPTED WITHOUT THE REQUIRED 48 HOURS NOTICE, THEN THE CONTRACTOR SHALL BE FINANCIALLY LIABLE FOR ALL DAMAGES SUFFERED BY THE OWNER DUE TO THE UNAUTHORIZED INTERRUPTION. RECONNECTION SHALL BE MADE IMMEDIATELY.

22. IF THE CONTRACTOR ASCERTAINS AT ANY TIME THAT REQUIREMENTS OF THIS CONTRACT CONFLICT WITH, OR ARE IN VIOLATION OF, APPLICABLE LAWS, CODES, REGULATIONS AND ORDINANCES, HE SHALL NOT PROCEED WITH WORK IN QUESTION, EXCEPT AT HIS OWN RISK, UNTIL ARCHITECT HAS BEEN NOTIFIED IN WRITING AND WRITTEN DETERMINATION IS MADE BY THE ARCHITECT. WHERE COMPLETED OR PARTIALLY COMPLETED WORK IS DISCOVERED TO BE IN VIOLATION WITH APPLICABLE LAWS, CODES, REGULATIONS AND ORDINANCES, CONTRACTOR SHALL BE REQUIRED TO REMOVE THAT WORK FROM THE PROJECT AND REPLACE SUCH WORK WITH ALL NEW COMPLYING WORK AT NO ADDITIONAL COST TO THE OWNER OR ARCHITECT.

23. ANY WORK INSTALLED IN CONFLICT WITH THE CONTRACT DOCUMENTS SHALL BE CORRECTED BY THE CONTRACTOR AT HIS EXPENSE AND AT NO ADDITIONAL EXPENSE TO THE OWNER, ARCHITECT, OR CONSULTANTS.

24. FINISH FLOOR ELEVATIONS ARE AS ESTABLISHED DATUM LINE, UNLESS OTHERWISE NOTED.

25. THE CONTRACTOR WILL BE RESPONSIBLE FOR VERIFYING FLOOR-TO-FLOOR ELEVATIONS.

26. THE CONTRACTOR SHALL FURNISH ALL MATERIALS, LABOR, EQUIPMENT, TRANSPORTATION AND SERVICES NECESSARY FOR THE SATISFACTORY COMPLETION OF WORK UNLESS DESIGNATED (N.I.C.) OR (O.F.O.I.). ALL EQUIPMENT, WORK AND MATERIALS SHALL COMPLY WITH ALL CURRENT AND LOCAL APPLICABLE CODES AND GOVERNING REGULATIONS, AND THE CONTRACT DOCUMENTS.

27. THE CONTRACTOR SHALL PROTECT ALL FINISH WORK AND SURFACES FROM DAMAGE DURING THE COURSE OF CONSTRUCTION AND SHALL REPLACE AND/OR REPAIR ALL DAMAGED SURFACES CAUSED BY CONTRACTOR OR SUBCONTRACTOR PERSONNEL TO THE SATISFACTION OF THE OWNER AND ARCHITECT.

28. THE CONTRACTOR SHALL PROVIDE ALL NECESSARY PERMITS AND INSPECTIONS.

29. SIZE OF MECHANICAL AND ELECTRICAL EQUIPMENT PADS AND BASES ARE APPROXIMATE ONLY. THE CONTRACTOR SHALL VERIFY DIMENSIONS WITH RESPECTIVE EQUIPMENT MANUFACTURER.

30. SPECIAL NOTICE TO CONTRACTORS: ALL CONTRACTORS PERFORMING WORK ON THE PREMISES SHALL BE RESPONSIBLE FOR INITIATING, MAINTAINING AND SUPERVISING A REASONABLE AND PRUDENT SAFETY PROGRAM INCLUDING BUT NOT LIMITED TO THE ISOLATION OF WORK AREAS AND THE PROMPT REMOVAL OF ANY DEBRIS OR TOOLS WHICH MIGHT ENDANGER VISITORS AND STAFF OR THE OWNER OR ARCHITECT.

31. CONTRACTOR SHALL PROVIDE AND INSTALL ALL STIFFENERS, BRACING, BACK-UP PLATES AND SUPPORTING BRACKETS REQUIRED FOR THE INSTALLATION OF ALL CASEWORK, TOILET ACCESSORIES AND OF ALL FLOOR-MOUNTED OR SUSPENDED MECHANICAL AND ELECTRICAL EQUIPMENT.

32. THE CONTRACTOR SHALL VERIFY THE LOCATION OF ALL EXISTING UTILITIES BELOW GRADE AND RELATED SERVICE CONNECTIONS WITH THE RESPECTIVE UTILITY COMPANIES.

33. THE CONTRACTOR SHALL COORDINATE THE REMOVAL, ABANDONMENT, AND/OR RELOCATION OF EXISTING UTILITIES ABOVE OR BELOW GRADE WITH THE RESPECTIVE UTILITY COMPANIES.

34. THE CONTRACTOR SHALL ALL WORK WITHIN PUBLIC RIGHTS-OF WAY ACCORDING TO THE LOCAL CITY STANDARD PLANS AND SPECIFICATIONS. CONTRACTOR SHALL OBTAIN PERMITS FROM APPROPRIATE AGENCIES.

35. THE CONTRACTOR SHALL PROVIDE TEMPORARY BRACES, SHORES AND GUYS REQUIRED TO SUPPORT ALL LOADS TO WHICH THE BUILDING STRUCTURES, UTILITIES AND RIGHT-OF WAY MAY BE SUBJECTED DURING CONSTRUCTION.

36. THE CONTRACTOR SHALL PROVIDE SANITARY FACILITIES FOR WORKERS' USE.

37. THE CONTRACTOR SHALL OBTAIN OSHA PERMITS FOR ANY VERTICAL EXCAVATIONS OVER 5'-0" DEEP INTO WHICH PERSONS MUST DESCEND.

38. THE CONTRACTOR SHALL COORDINATE WITH REPRESENTATIVES OF WATER, ELECTRICAL, GAS TELEPHONE AND TELEVISION COMPANIES TO VERIFY AVAILABLE FACILITIES AND, IF APPLICABLE, TO ESTABLISH TEMPORARY FACILITIES.

39. CONTRACTOR SHALL VERIFY ALL COLUMN COORDINATES AND CHECK THEM AGAINST DIMENSIONS SHOWN ON PLANS AND DETAILS. CONSTRUCTION MANAGER SHOULD BE NOTIFIED OF ANY DISCREPANCIES DURING STAKING.

40. CONTRACTOR AND SUBCONTRACTORS SHALL BE RESPONSIBLE FOR OBTAINING AND PAYING FOR ALL PERMITS AND FEES REQUIRED, NOT NORMALLY COVERED BY THE BUILDING PERMITS.

41. SUBSTITUTIONS:

A. REFERENCE TO MAKERS, BRAND, MODELS, ETC., IS TO ESTABLISH THE TYPE AND QUALITY DESIRED; SUBSTITUTION OF ACCEPTABLE EQUIVALENTS WILL BE PERMITTED IF APPROVED BY THE ARCHITECT AND OWNER PRIOR TO BID (UNLESS NOTED OTHERWISE).

B. THE ARCHITECT, AND THE OWNER'S AGENT FOR THE PROJECT, WILL EXERCISE AUTHORITY FOR DETERMINING CONFORMANCE OF MATERIALS, EQUIPMENT AND SYSTEMS WITH THE INTENT OF THE DESIGN.

42. ONLY NEW MATERIALS AND EQUIPMENT OF RECENT MANUFACTURE, OF QUALITY SPECIFIED, FREE FROM DEFECTS, WILL BE PERMITTED ON THE WORK.

43. SHOP DRAWINGS:

A. SHOP DRAWINGS SHALL BE SUBMITTED FOR ALL EQUIPMENT AND MATERIALS WHICH MUST INTERFACE AND COORDINATE WITH OTHERS, WHETHER DETAILED OR NOT.

B. SHOP DRAWINGS SHALL BE SUBMITTED IN A MINIMUM OF 3 COPIES AND ONE TRANSPARENCY: BROCHURES IN NOT LESS THAN 8 COPIES.

44. TEMPORARY FACILITIES:

A. THE CONTRACTOR SHALL PROVIDE A STAGING AND MATERIAL STORAGE AREA ADJACENT TO THE AREA OF CONSTRUCTION. LOCATION SHALL BE COORDINATED WITH THE OWNER.

B. THE CONTRACTOR SHALL MAKE NECESSARY CONNECTIONS TO EXISTING UTILITIES FOR TEMPORARY POWER AND WATER SUPPLIES, AND SHALL COORDINATE SUCH USE WITH THE OWNER PRIOR TO CONNECTION.

C. THE CONTRACTOR SHALL PROVIDE TEMPORARY BARRICADES TO SEPARATE CONSTRUCTION AREAS FOR PUBLIC SAFETY AROUND ENTIRE PERIMETER OF CONSTRUCTION AREA.

45. THE CONTRACTOR SHALL PROVIDE A BLANKET ONE (1) YEAR GUARANTEE FOR THE CONTRACT PROJECT WITH SEPARATE GUARANTEES AS SPECIFIED FOR TRADES/EQUIPMENT ITEMS WITH NAMES OF LOCAL REPRESENTATIVES TO BE CONTACTED FOR SERVICE. PROVIDE OPERATING MAINTENANCE BROCHURES, AND GUARANTEES AS REQUIRED.

46. THE CONTRACTOR SHALL PROVIDE ONE COMPLETE SET OF AS-BUILT XEROX VELLUM REPRODUCIBLE DRAWINGS INDICATING ALL DISCREPANCIES, CHANGES, ETC., AND ACTUAL LOCATIONS OF CONCEALED WORK TO THE ARCHITECT AT THE COMPLETION OF WORK PRIOR TO FINAL PAYMENT. CHANGES MUST BE DRAFTED. NO FREEHAND REVISIONS WILL BE ACCEPTED.

47. DRAWINGS OF EXISTING CONDITIONS HAVE BEEN COMPILED FROM EXISTING DATA SUPPLIED BY THE OWNER TO THE ARCHITECT. THE ARCHITECT MAKES NO WARRANTY EITHER EXPRESSED OR IMPLIED, FOR THE ACCURACY OR COMPLETENESS OF THE EXISTING INFORMATION RECORDED. CONTRACTOR SHALL FIELD VERIFY ALL EXISTING CONDITIONS. NOTIFY ARCHITECT IN WRITING OF ANY DISCREPANCIES FOR CLARIFICATION PRIOR TO PROCEEDING WITH WORK.

PROJECT DESIGN TEAM:
ARCHITECTS
ADACHE GROUP ARCHITECTS, INC.
550 SOUTH FEDERAL HIGHWAY
FT. LAUDERDALE, FLORIDA 33301
PH:(954) 525-8133 FAX:(954) 726-8159
E-MAIL: info@adache.com
BLOODGOOD SHARP BUSTER
3816 WEST LINEBAUGH AVENUE, SUITE 212
TAMPA, FLORIDA 33604
PH:(813) 268-4928 FAX:(813) 285-4809
E-MAIL: sbarker@bbsbdesign.com
CIVIL ENGINEER
FLORIDA DESIGN CONSULTANTS
3030 STARKEY BOULEVARD
NEW PORT RICHEY, FLORIDA 34655
PH:(727) 949-7508 FAX:(727) 948-9648
E-MAIL: emraz@fdesign.com
M.E.P. ENGINEER
WADSWORTH-ONEAL ENGINEERING
6416 COMMERCE PARK DRIVE
FORT MYERS, FLORIDA 33912
PH:(239) 454-5511 FAX:(239) 454-5401
E-MAIL: dan@wadswortheng.com
STRUCTURAL ENGINEER
O.E. OLSEN & ASSOCIATES
3342 TYNONE BOULEVARD NORTH
ST. PETERSBURG, FLORIDA 33710
PH:(727) 345-9397 FAX:(727) 343-3207
E-MAIL: dwo@oeo-eng.com
LANDSCAPE ARCHITECT
PHIL GRAHAM COMPANY, P.A.
618 SECOND STREET NORTH
ST. PETERSBURG, FLORIDA 33701
PH:(727) 821-5225 FAX:(727) 826-1626
E-MAIL: troy@pgc.com

OWNER:
JMC COMMUNITIES
2201 FOURTH STREET NORTH, SUITE 200
ST. PETERSBURG, FLORIDA 33704
PH:(727) 823-0022 FAX:(727) 821-2007
© JMC COMMUNITIES, INC. 2005

PROJECT:
**RESIDENCES
AT SANDPEARL**
14 UNIT CONDOMINIUM
470 MANDALAY AVENUE
CLEARWATER BEACH, FLORIDA 33756

SEAL:

ISSUED FOR: PERMIT
DATE: 4/5/06

REVISIONS:

No.	DATE	REMARKS
-	-	-

RECORD SET - ISSUED 03/02/2009
* Disclaimer: This Record Document has been prepared based on information provided by others. Adache Group Architects has not verified the accuracy or completeness of this information and shall not be responsible for any errors or omissions that may be incorporated herewith as a result.

SHEET TITLE:
GENERAL NOTES

ALL IDEAS, DESIGNS, ARRANGEMENTS, PLANS AND SPECIFICATIONS INDICATED OR REPRESENTED BY THIS DRAWING ARE OWNED BY, AND THE PROPERTY OF ADACHE GROUP ARCHITECTS, INC. AND WERE CREATED, EVOLVED AND DEVELOPED FOR USE ON, AND IN CONNECTION WITH, THE SPECIFIED PROJECT. NONE OF THESE IDEAS, PLANS, ARRANGEMENTS, AND SPECIFICATIONS SHALL BE USED BY OR DISCLOSED TO ANY PERSON, CORPORATION OR FIRM FOR ANY PURPOSE WHATSOEVER WITHOUT THE WRITTEN PERMISSION OF ADACHE GROUP ARCHITECTS, INC. VISUAL CONTACT WITH THESE PLANS OR SPECIFICATIONS SHALL CONSTITUTE CONCLUSIVE EVIDENCE OF ACCEPTANCE OF THESE RESTRICTIONS. ALL RIGHTS RESERVED. © 2006

DATE: 10/4/06
SCALE: NOT TO SCALE
DRAWN BY: HU
CHECKED BY: SP
JOB NO.: 45.05A

SHEET NO.:
A.0.0.03

GENERAL NOTES

48. INSTALLATION OF FIRE ALARM SYSTEM, AUTOMATIC FIRE SPRINKLER SYSTEM, AND STANDPIPE SYSTEM SHALL NOT BE STARTED UNTIL DETAIL PLANS, SPECIFICATIONS AND ENGINEERING CALCULATIONS HAVE BEEN ACCEPTED AND SIGNED BY THE ARCHITECT OR STRUCTURAL ENGINEER IN GENERAL CHARGE OF DESIGN AND THE SIGNATURE OF THE ARCHITECT OR PROFESSIONAL ENGINEER WHO HAS BEEN DELEGATED RESPONSIBILITY COVERING THE WORK SHOWN ON A PARTICULAR PLAN OR SPECIFICATION AND APPROVED BY THE LOCAL FIRE DEPARTMENT.

49. FIRE ALARM SYSTEM SHALL BE APPROVED BY THE LOCAL FIRE DEPARTMENT PRIOR TO INSTALLATION.

50. CONTRACTOR SHALL PROVIDE AN APPROVED AUTOMATIC FIRE SPRINKLER SYSTEM THROUGHOUT THE NEW BUILDING.

51. ALL SINGLE-LAYER GYPSUM BOARD WALLS CONTINUOUS AND CONTIGUOUS WITH DOUBLE-LAYER GYPSUM BOARD. WALLS SHALL MAINTAIN ONE CONTIGUOUS OUTER LAYER OF GYPSUM BOARD AT THE SAME FACE OF FINISH. STUDS AND FURRING CHANNELS SHALL BE OFFSET ACCORDINGLY.

52. CEILING SYSTEMS SHALL PROVIDE FOR LIGHTING FIXTURES AND AIR CONDITIONING DIFFUSERS. INDEPENDENT FRAMING AND ATTACHMENTS TO THE STRUCTURE SHALL BE ADEQUATE TO SUPPORT THE CEILING SYSTEM WHERE DUCTWORK INTERFERES WITH NORMAL SUSPENSION. ATTACHMENT OF HANGERS OF FRAMING TO DUCTWORK IS PROHIBITED.

53. DOOR OPENING NOT LOCATED BY DIMENSION SHALL BE CENTERED IN WALLS AS SHOWN OR LOCATED 4" FROM FINISH WALL TO FINISH JAMB UNLESS OTHERWISE NOTED.

54. REFER TO DOOR SCHEDULE, DETAILS, AND SPECIFICATIONS FOR DOOR, DOOR FRAME, AND DOOR HARDWARE REQUIREMENTS.

55. LATCHING AND LOCKING DOORS THAT ARE HAND-ACTIVATED AND WHICH ARE IN A PATH OF TRAVEL SHALL BE OPERABLE WITH A SINGLE EFFORT BY LEVER TYPE HARDWARE, PANIC BARS, PUSH-PULL ACTIVATING BARS, OR OTHER HARDWARE DESIGNED TO PROVIDE PASSAGE WITHOUT REQUIRING THE ABILITY TO GRASP THE OPENING HARDWARE. LOCKED EXIT DOORS SHALL OPERATE AS ABOVE IN THE EGRESS DIRECTION.

56. ALL DISSIMILAR METALLIC MATERIALS SHALL BE EFFECTIVELY ISOLATED FROM EACH OTHER TO PREVENT GALVANIC ACTION.

57. REFER TO SPECIFICATIONS AND FINISH SCHEDULE FOR TYPE OF PAINT FINISHES, METAL FINISHES, CEMENT FINISHES, WEATHER AND SOUND SEALANTS.

58. ALL WOOD IN CONTACT WITH MASONRY OR CONCRETE SHALL BE PRESSURE TREATED WITH AN APPROVED PRESERVATIVE.

59. ELECTRICAL OUTLET BOXES IN OPPOSITE FACES OF SOUND-RATED WALLS SHALL BE SEPARATED HORIZONTALLY BY A MINIMUM 24". BACKS AND SIDES OF BOXES TO BE SEALED WITH 1/8" RESILIENT SEALANT AND BACKED WITH 2" MINERAL FIBER INSULATION.

60. GLASS DOORS, ADJACENT PANELS, AND ALL GLAZED OPENINGS WITHIN 18 INCHES OF ADJACENT FLOOR SHALL BE OF GLASS APPROVED FOR IMPACT HAZARD.

63. WINDOWS AND OPENINGS WITHIN 12 FEET OF GROUND LEVEL WITH OVER 96 SQ. IN. AREA ARE DEEMED "ACCESSIBLE." GLAZING AND GLAZED ASSEMBLIES FOR "ACCESSIBLE" OPENINGS SHALL BE CERTIFIED AS MEETING TEST PROVISION OF UBC 41-2. "ACCESSIBLE" WINDOWS AND DOORS TO MEET THE REQUIREMENTS AND BE INSTALLED PER THE FBC 2000 CHAPTER II.

64. GLAZING IN EXTERIOR DOORS OR WITHIN 40 INCHES OF ANY LOCKING MECHANISM SHALL BE TEMPERED OR BURGLAR-RESISTANT.

65. ALL INSULATION MATERIALS SHALL BE CERTIFIED BY THE MANUFACTURER AS COMPLYING WITH THE FLORIDA QUALITY STANDARDS FOR INSULATING MATERIALS.

66. DUCTS SHALL BE CONSTRUCTED, INSTALLED, AND INSULATED ACCORDING TO CURRENT CODES. ALL JOINTS OF THE DUCT SYSTEM SHALL BE TIGHTLY SEALED WITH APPROVED MASTIC OR TAPE.

67. DOORS AND WINDOWS BETWEEN CONDITIONED AND UNCONDITIONED SPACES SHALL BE DESIGNED TO LIMIT AIR LEAKAGE INTO OR FROM THE BUILDING ENVELOPE.

A. MANUFACTURED DOORS AND WINDOWS SHALL HAVE AIR INFILTRATION RATES CERTIFIED BY THE MANUFACTURER.

B. SITE-CONSTRUCTED DOORS AND WINDOWS, EXTERIOR JOINTS, AND OPENINGS IN THE BUILDING ENVELOPE THAT ARE OBSERVABLE SOURCES OF AIR LEAKAGE SHALL BE CAULKED, GASKETED, WEATHER-STRIPPED OR OTHERWISE SEALED. (DOES NOT INCLUDE FIRE-RATED DOORS AND WINDOWS, UNFRAMED GLASS DOORS, AND EXTERIOR ELEVATOR SHAFTS. ELEVATOR SHAFT VENTILATION DAMPERS ARE ALSO NOTED IF REQUIRED.)

68. CABINETS AND CASEWORK ARE LOCATED ON FLOOR PLANS AND IDENTIFIED ON INTERIOR ELEVATIONS.

A. PLASTIC LAMINATE: MODULAR CASEWORK IDENTIFIED WITH A DIGIT NUMBER AND CONSTRUCTED ACCORDING TO THE SPECIFICATIONS OF WOODWORK, MANUAL OF MILLWORK, SHALL BE CONTRACTOR FURNISHED AND CONTRACTOR INSTALLED.

B. SPECIAL CASEWORK DESIGN TO W.I.C. SPECIFICATIONS SHALL BE PROVIDED ACCORDING TO REFERENCE NOTES AND DETAILS ON THE DRAWINGS.

69. GYPSUM BOARD DRYWALL BACKING FOR CERAMIC TILE INSTALLED IN TOILET ROOMS SHALL BE USG W/R (WATER RESISTANT) PANELS OR EQUAL.

70. A NARROW FRAME WITH A BEVELED TOP EDGE (30 DEGREES MAXIMUM BEVEL TO VERTICAL PLANE) INSTALLED AT THE BOTTOM OF A GLASS DOOR (WITH NO SIDE FRAMES) MAY BE USED IN LIEU OF PROVIDING THE REQUIRED 10-INCH UNINTERRUPTED SURFACE AT THE BOTTOM OF THE DOOR.

71. FIRE-RATED PARTITION WALL AND FIRE-RATED OCCUPANCY SEPARATION WALLS SHALL EXTEND FROM CONCRETE FLOOR SLABS TO UNDERSIDE OF STRUCTURE ABOVE. ALL OPENINGS SHALL BE PROTECTED, AS FOLLOWS.

A. ONE-HOUR WALLS: LABELED CLASS "C" FIRE DOOR, AND FRAME ASSEMBLY AND HARDWARE.

B. TWO-HOUR WALLS: LABELED CLASS "B" FIRE DOOR, AND FRAME ASSEMBLY AND HARDWARE.

C. THREE-HOUR WALLS: LABELED CLASS "A" FIRE DOOR, AND FRAME ASSEMBLY AND HARDWARE.

72. ALL PIPES, DUCTS AND BUSS DUCTS WHICH PENETRATE THE FLOOR CONSTRUCTION SHALL BE INSTALLED SO AS TO MAINTAIN THE FIRE RESISTIVE RATING AND STRUCTURAL INTEGRITY OF THE BUILDING.

73. ALL INSULATION NOTED ON PLANS SHALL BE NONCOMBUSTIBLE AND MAINTAIN THERMAL MOISTURE PROTECTION AS NOTED IN THE SPECIFICATION.

74. ALL ROOF COVERING SHALL BE CONSTRUCTED OF FIRE-RETARDENT MATERIAL.

75. ALL PENETRATIONS THRU FIRE-RATED WALLS AND CEILING SHALL BE INSTALLED WITH FIRE DAMPERS, FIRE SEAL, ETC., SO AS TO MAINTAIN THE FIRE-RESISTIVE RATING AND STRUCTURAL INTEGRITY OF WALL OR CEILING ASSEMBLY.

76. USE FIRE RETARDANT WOOD FOR ANY EXTERIOR STIFFNERS AT DOOR/WINDOW OPENINGS PER TABLE 600 > 30' HORIZONTAL SEPERATION "K".

77. FIRE RETARDANT BLOCKING ONLY TO BE USED IN THE ROOF MEMBRANE SYSTEM.

PROJECT DESIGN TEAM:

ARCHITECTS
ADACHE GROUP ARCHITECTS, INC.
550 SOUTH FEDERAL HIGHWAY
FT. LAUDERDALE, FLORIDA 33301
PH:(954) 525-8133 FAX:(954) 728-8159
E-MAIL: info@adache.com

BLOODGOOD SHARP BUSTER
3816 WEST LINEBAUGH AVENUE, SUITE 212
TAMPA, FLORIDA 33624
PH:(813) 285-4808 FAX:(813) 285-4809
E-MAIL: ebarker@bobdesign.com

CIVIL ENGINEER
FLORIDA DESIGN CONSULTANTS
3030 STARKY BOULEVARD
NEW PORT RICHEY, FLORIDA 34655
PH:(727) 849-7588 FAX:(727) 848-9848
E-MAIL: emax@fdesign.com

M.E.P. ENGINEER
WADSWORTH-ONEAL ENGINEERING
6416 COMMERCE PARK DRIVE
FORT MYERS, FLORIDA 33912
PH:(239) 454-5511 FAX:(239) 454-5401
E-MAIL: ceng@wadswortheng.com

STRUCTURAL ENGINEER
O.E. OLSEN & ASSOCIATES
3342 TYRONE BOULEVARD NORTH
ST. PETERSBURG, FLORIDA 33710
PH:(727) 345-6397 FAX:(727) 343-3207
E-MAIL: dweff@oee-eng.com

LANDSCAPE ARCHITECT
PHIL GRAHAM COMPANY, P.A.
418 SECOND STREET NORTH
ST. PETERSBURG, FLORIDA 33701
PH:(727) 821-5225 FAX:(727) 826-1626
E-MAIL: thoot@pgpls.com

OWNER:

JMC COMMUNITIES
2201 FOURTH STREET NORTH, SUITE 200
ST. PETERSBURG, FLORIDA 33704
PH:(727) 823-0022 FAX:(727) 821-2007
© JMC COMMUNITIES, INC. 2005

PROJECT:

**RESIDENCES
AT SANDPEARL
14 UNIT CONDOMINIUM**
470 MANDALAY AVENUE
CLEARWATER BEACH, FLORIDA 33756

SEAL:

ISSUED FOR: PERMIT

DATE: 4/5/06

REVISIONS:

No.	DATE	REMARKS
-	-	-

RECORD SET - ISSUED 03/02/2009
* Disclaimer: This Record Document has been prepared based on information provided by others. Adache Group Architects has not verified the accuracy or completeness of this information and shall not be responsible for any errors or omissions that may be incorporated herewith as a result.

SHEET TITLE: GENERAL NOTES

ALL IDEAS, DESIGNS, ARRANGEMENTS, PLANS AND SPECIFICATIONS INDICATED OR REPRESENTED BY THIS DRAWING ARE OWNED BY, AND THE PROPERTY OF ADACHE GROUP ARCHITECTS, INC. AND WERE CREATED, EVOLVED AND DEVELOPED FOR USE ON, AND IN CONNECTION WITH, THE SPECIFIED PROJECT. NONE OF THESE IDEAS, PLANS, ARRANGEMENTS, AND SPECIFICATIONS SHALL BE USED BY OR DISCLOSED TO ANY PERSON, CORPORATION OR FIRM FOR ANY PURPOSE WHATSOEVER WITHOUT THE WRITTEN PERMISSION OF ADACHE GROUP ARCHITECTS, INC. VISUAL CONTACT WITH THESE PLANS OR SPECIFICATIONS SHALL CONSTITUTE CONCLUSIVE EVIDENCE OF ACCEPTANCE OF THESE RESTRICTIONS. ALL RIGHTS RESERVED. © 2006

DATE: 10/4/06

SCALE: NOT TO SCALE

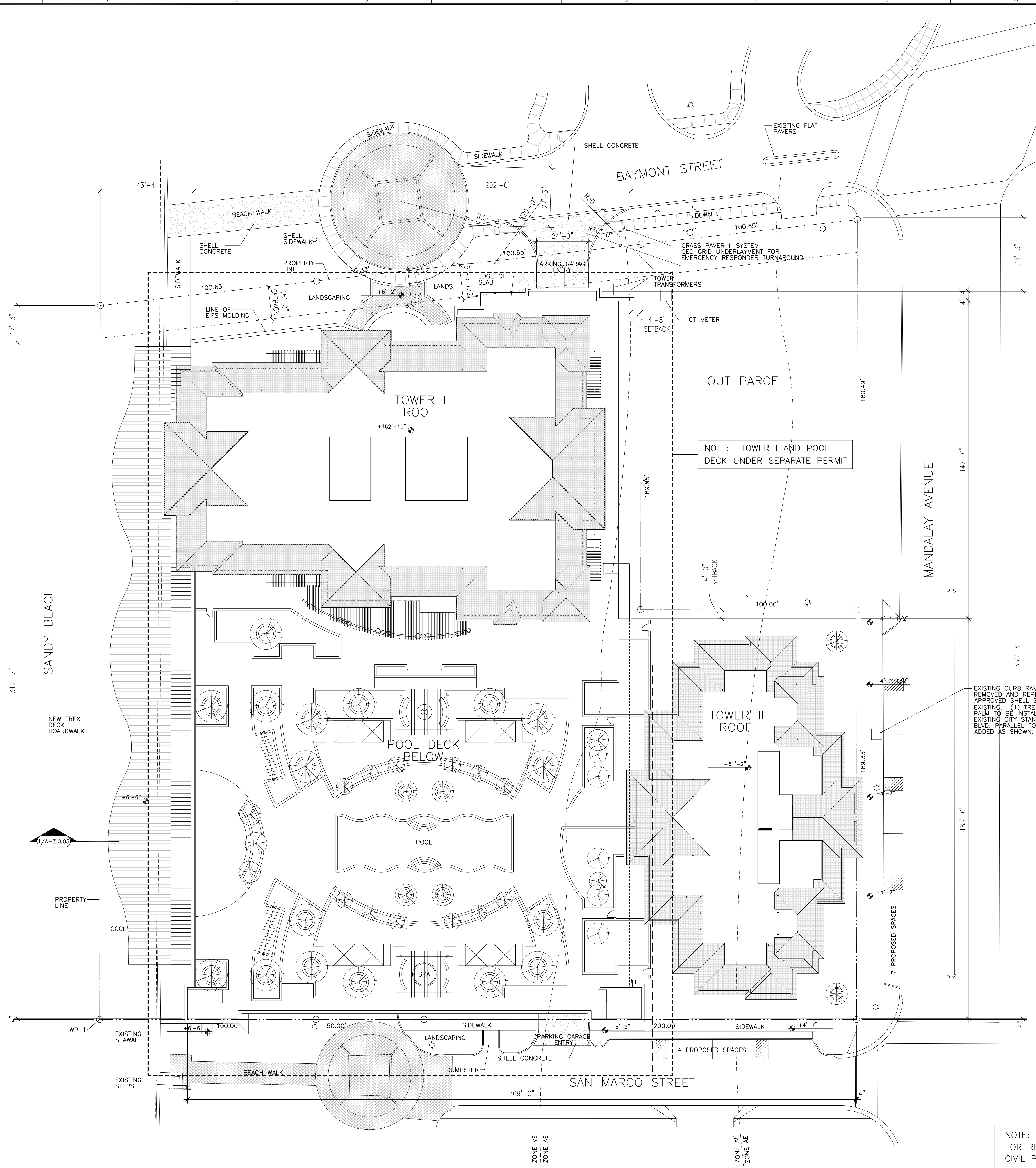
DRAWN BY: HU

CHECKED BY: SP

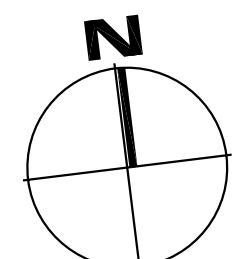
JOB NO.: 45.05A

SHEET NO.:

A.0.0.04



SITE PLAN
SCALE: 1" = 20'-0"



NOTE: DIMENSIONS SHOWN ARE FOR REFERENCE ONLY—REFER TO CIVIL PLANS.

ELEVATIONS NOTED ARE BASED ON CIVIL DRAWINGS USING N.A.V.D. 88 DATUM. ALTHOUGH INDIVIDUAL SHEETS REFERENCE N.G.V.D., ASSUME ELEVATIONS SHOWN ARE N.A.V.D. BASED ON DATUM STATED.

PROJECT DESIGN TEAM:

ARCHITECTS
ADACHE GROUP ARCHITECTS, INC.
550 SOUTH FEDERAL HIGHWAY
FT. LAUDERDALE, FLORIDA 33301
PH:(954) 525-8133 FAX:(954) 728-8159
E-MAIL: info@adache.com

BLOODGOOD SHARP BUSTER
3816 WEST LINEBAUGH AVENUE, SUITE 212
TAMPA, FLORIDA 33604
PH:(813) 285-4828 FAX:(813) 285-4809
E-MAIL: ebarker@sbbsdesign.com

CIVIL ENGINEER
FLORIDA DESIGN CONSULTANTS
3030 STARKEY BOULEVARD
NEW PORT RICHEY, FLORIDA 34655
PH:(727) 849-7588 FAX:(727) 848-3648
E-MAIL: emaxcu@fdcsign.com

M.E.P. ENGINEER
WADSWORTH-ONEAL ENGINEERING
6816 COMMERCIAL PARK DRIVE
FORT MYERS, FLORIDA 33912
PH:(239) 454-5511 FAX:(239) 454-5401
E-MAIL: dan@wadsworth-eng.com

STRUCTURAL ENGINEER
O.E. OLSEN & ASSOCIATES
3342 TYRONE BOULEVARD NORTH
ST. PETERSBURG, FLORIDA 33710
PH:(727) 345-0397 FAX:(727) 343-3207
E-MAIL: dwoolf@oeeo-eng.com

LANDSCAPE ARCHITECT
PHIL GRAHAM COMPANY, P.A.
418 SECOND STREET NORTH
ST. PETERSBURG, FLORIDA 33701
PH:(727) 821-5225 FAX:(727) 826-1626
E-MAIL: tbooth@pgca.com

OWNER:
JMC COMMUNITIES
2201 FOURTH STREET NORTH, SUITE 200
ST. PETERSBURG, FLORIDA 33704
PH:(727) 823-0022 FAX:(727) 821-2007
© JMC COMMUNITIES, INC. 2005

PROJECT:
RESIDENCES AT SANDPEARL
14 UNIT CONDOMINIUM
470 MANDALAY AVENUE
CLEARWATER BEACH, FLORIDA 33756

SEAL:

ISSUED FOR: PERMIT
DATE: 4/5/06

REVISIONS:

No.	DATE	REMARKS

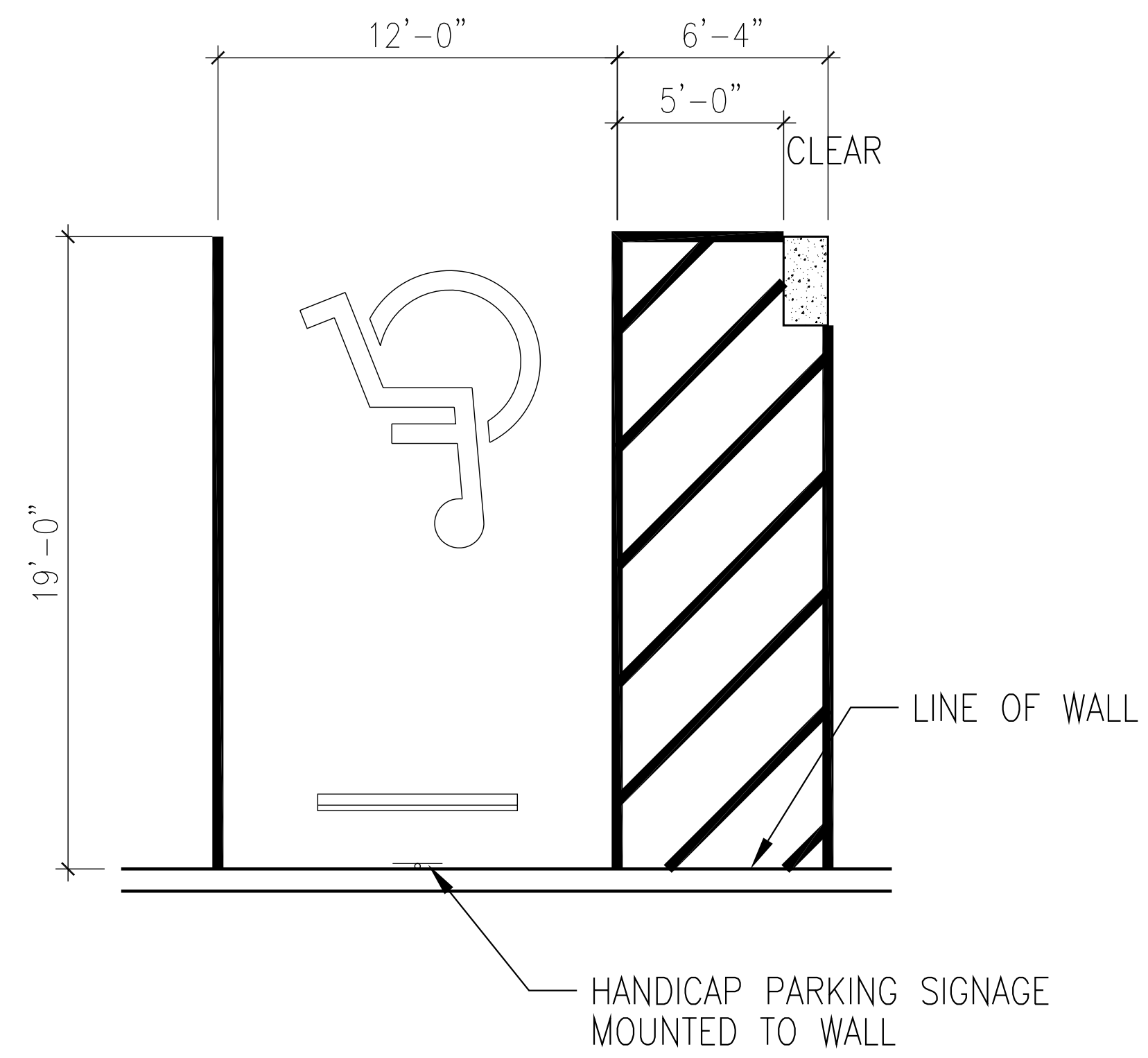
RECORD SET - ISSUED 03/02/2009
* Disclaimer: This Record Document has been prepared based on information provided by others. Adache Group Architects has not verified the accuracy or completeness of this information and shall not be responsible for any errors or omissions that may be incorporated herewith as a result.

SHEET TITLE:
SITE PLAN

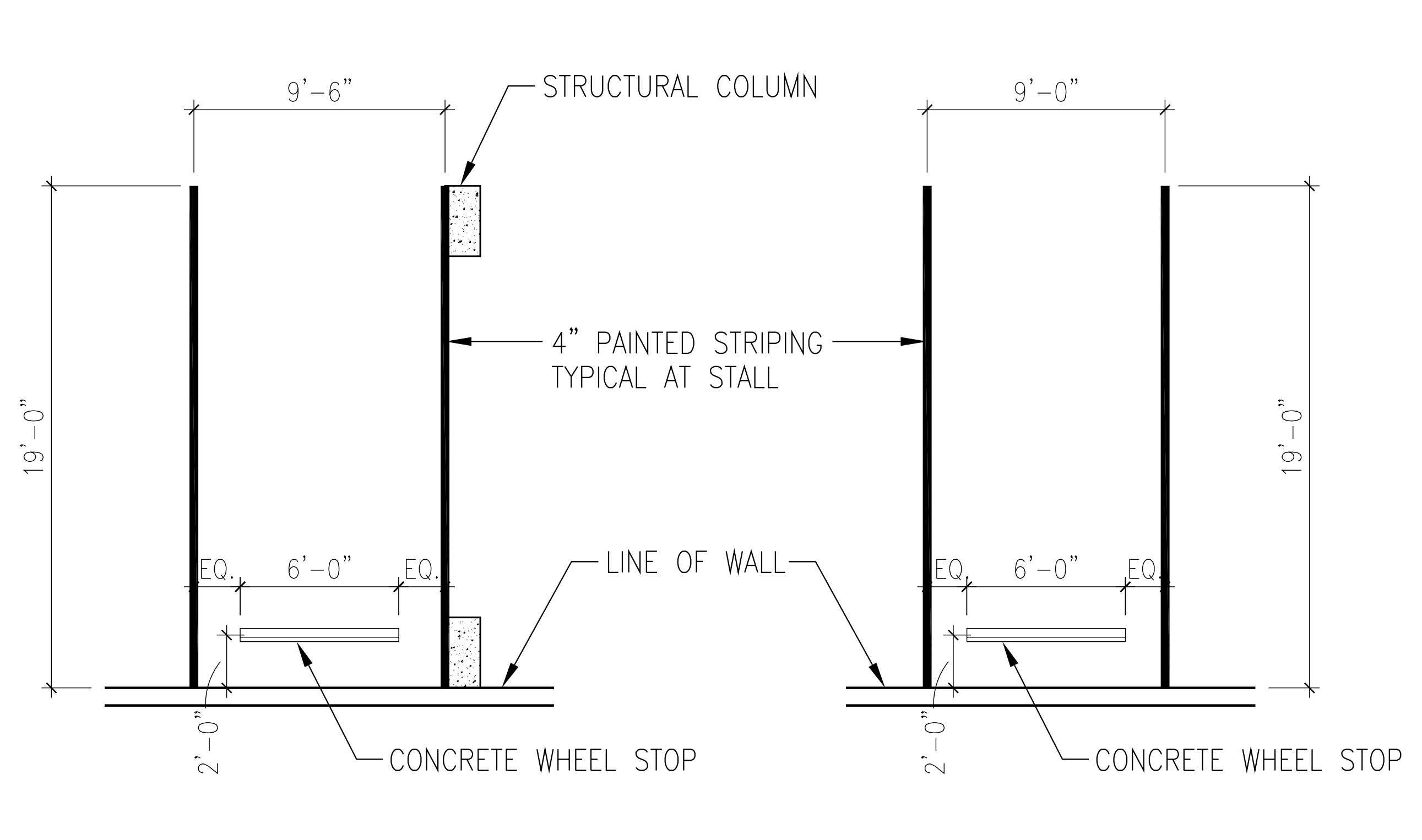
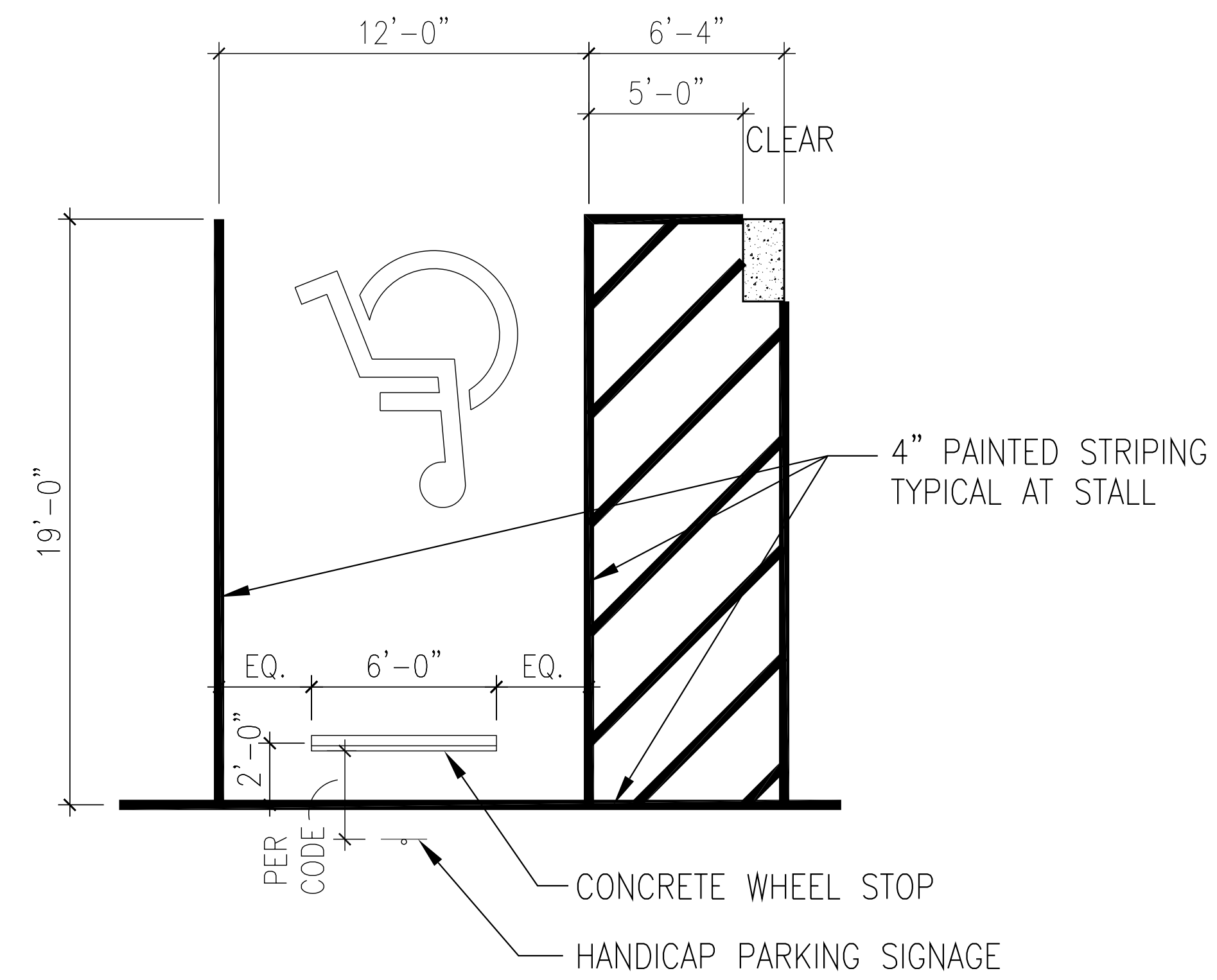
ALL IDEAS, DESIGNS, ARRANGEMENTS, PLANS AND SPECIFICATIONS INDICATED OR REPRESENTED BY THIS DRAWING ARE OWNED BY, AND THE PROPERTY OF ADACHE GROUP ARCHITECTS, INC. AND WERE CREATED, EVOLVED AND DEVELOPED FOR USE ON, AND IN CONNECTION WITH, THE SPECIFIED PROJECT. NONE OF THESE IDEAS, PLANS, ARRANGEMENTS, AND SPECIFICATIONS SHALL BE USED BY OR DISCLOSED TO ANY PERSON, CORPORATION OR FIRM FOR ANY PURPOSE WHATSOEVER WITHOUT THE WRITTEN PERMISSION OF ADACHE GROUP ARCHITECTS, INC. VISUAL CONTACT WITH THESE PLANS OR SPECIFICATIONS SHALL CONSTITUTE CONCLUSIVE EVIDENCE OF ACCEPTANCE OF THESE RESTRICTIONS. ALL RIGHTS RESERVED. © 2006

DATE: 10/4/06
SCALE: 1" = 20'-0"
DRAWN BY: CE
CHECKED BY: CE
JOB NO.: 45.05A

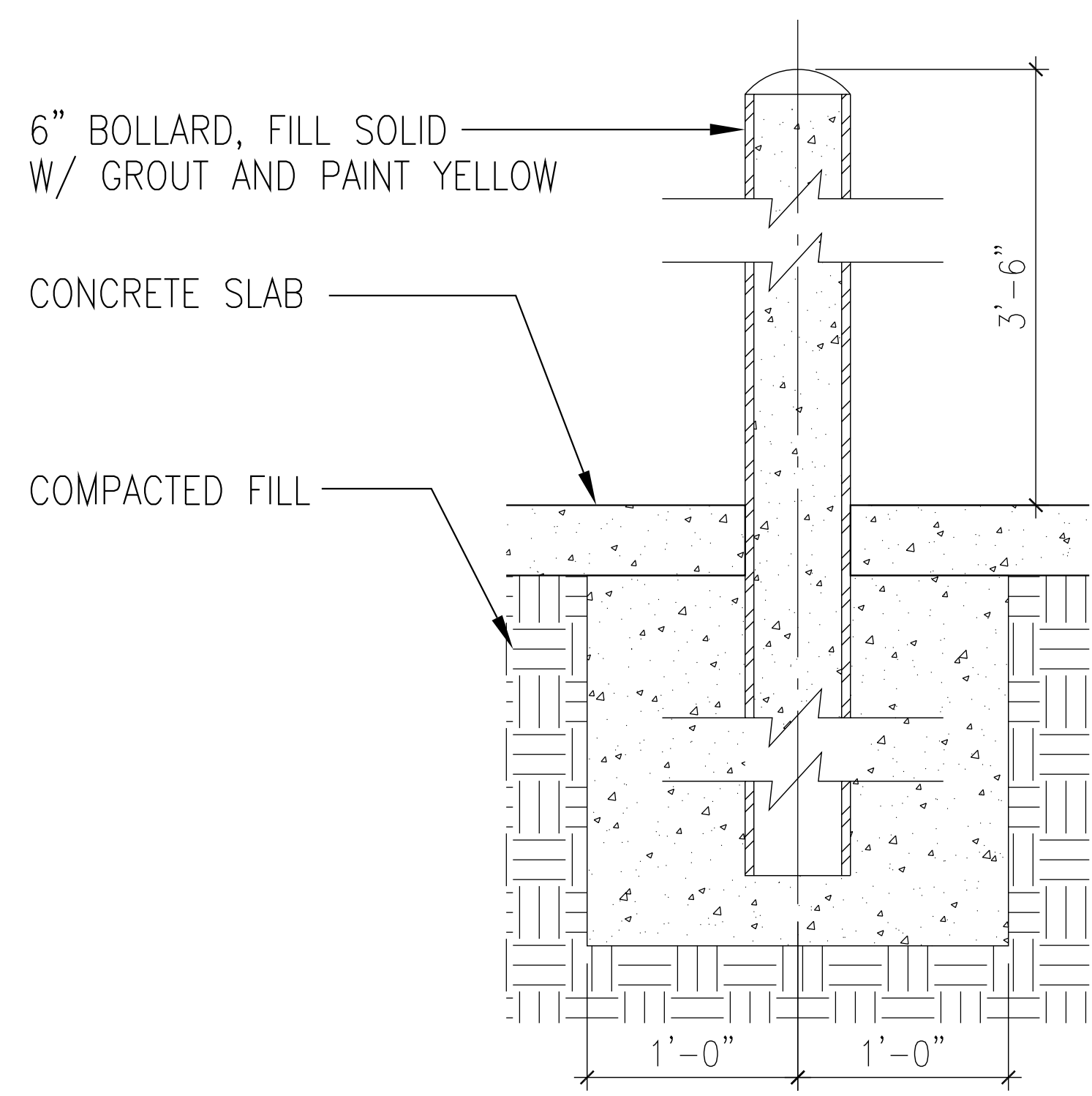
SHEET NO.:
A.1.1.02



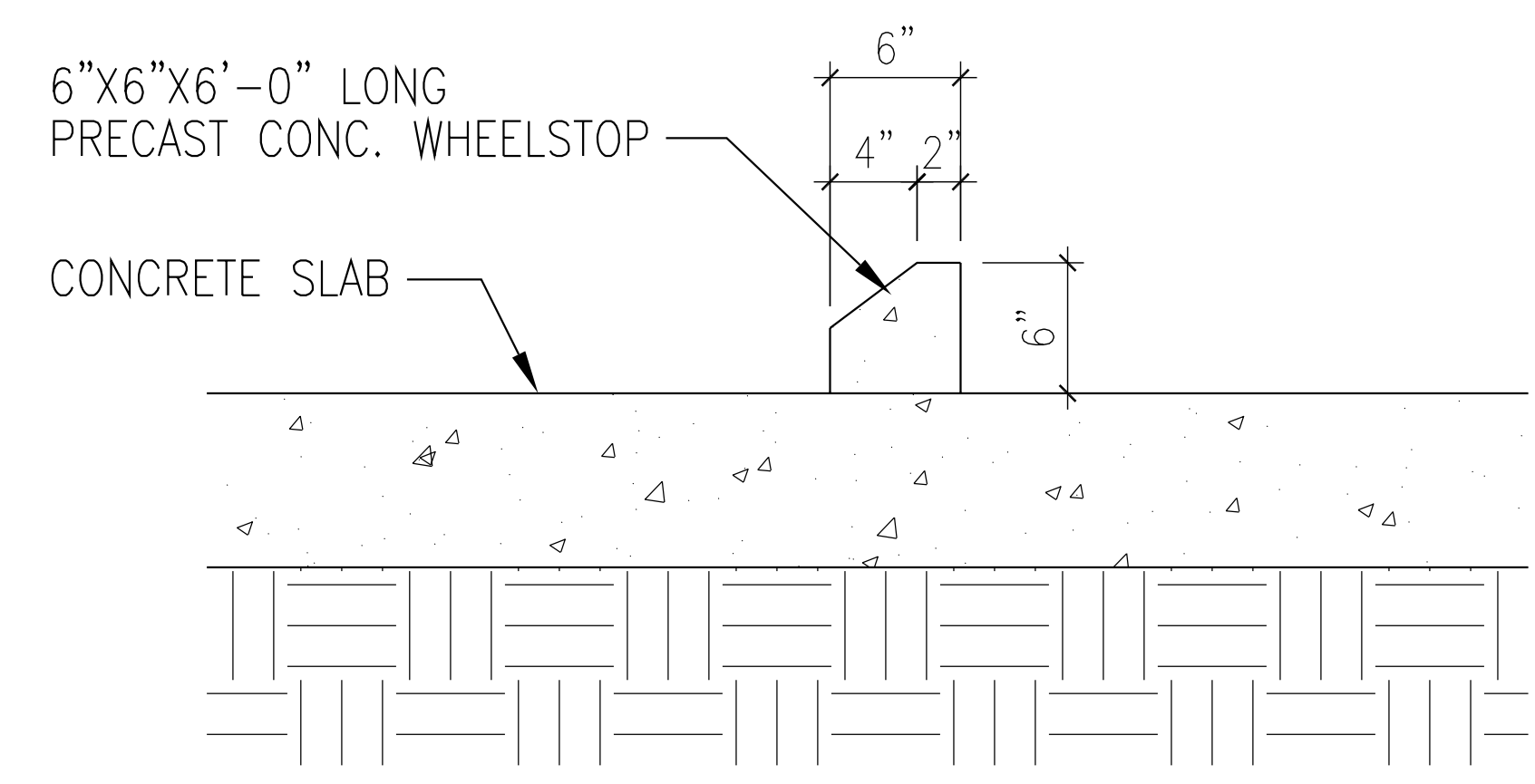
2 HANDICAP PARKING STALL DETAILS
A.1.1.03 SCALE: 1/4" = 1'-0"



1 STANDARD PARKING STALL DETAILS
A.1.1.03 SCALE: 1/4" = 1'-0"

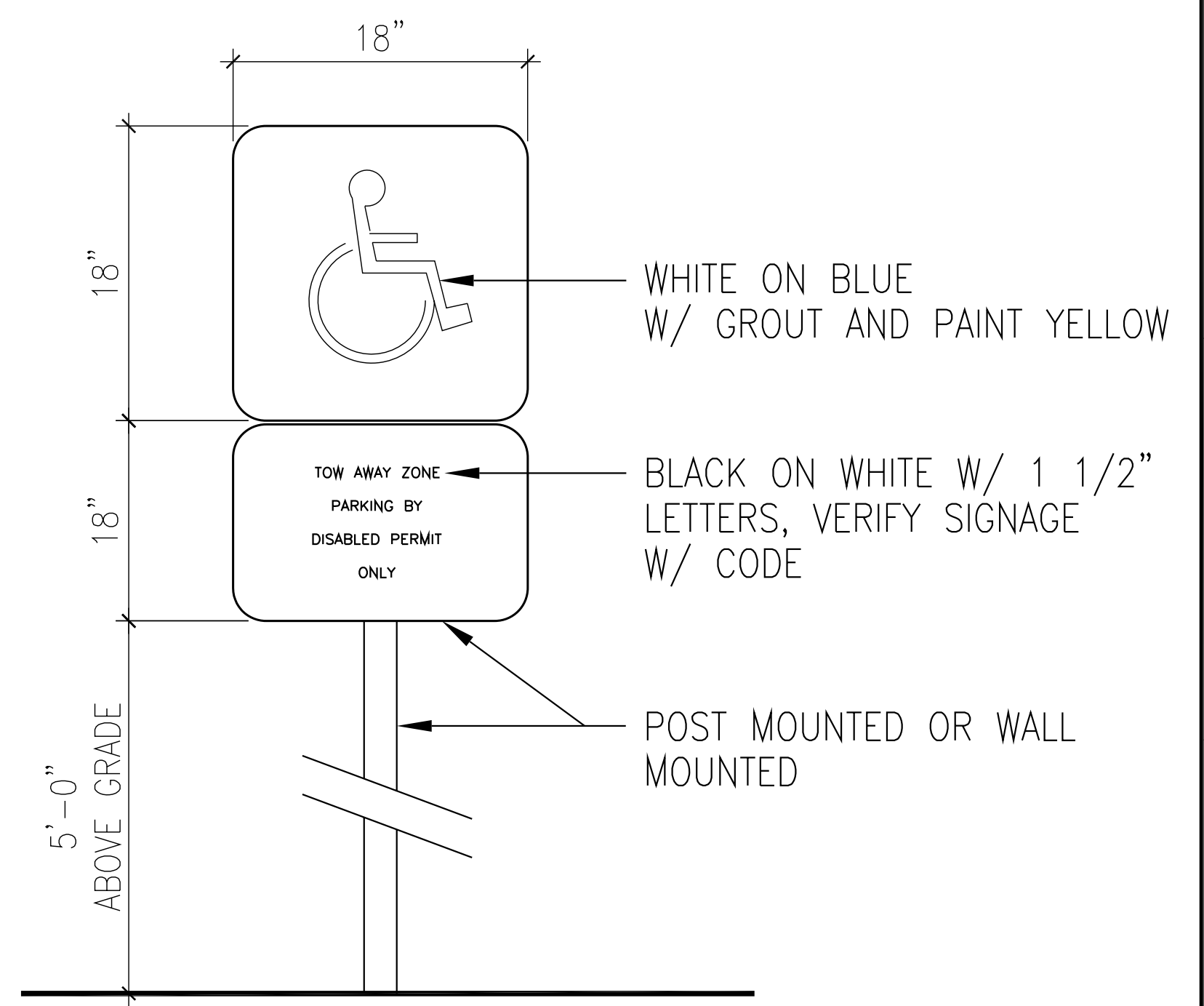


4 BOLLARD DETAILS
A.1.1.03 SCALE: 1 1/2" = 1'-0"



3 WHEELSTOP DETAIL
A.1.1.03 SCALE: 1 1/2" = 1'-0"

5 NOT USED
A.1.1.03 SCALE: 1 1/2" = 1'-0"



6 HANDICAP SIGN ELEVATION
A.1.1.03 SCALE: NOT TO SCALE

PROJECT DESIGN TEAM:
ARCHITECTS
ADACHE GROUP ARCHITECTS, INC.
550 SOUTH FEDERAL HIGHWAY
FT. LAUDERDALE, FLORIDA 33301
PH:(954) 525-1333 FAX:(954) 729-8159
E-MAIL: info@adache.com
BLOODGOOD SHARP BUSTER
3816 WEST LINEBAUGH AVENUE, SUITE 212
TAMPA, FLORIDA 33604
PH:(813) 285-4808 FAX:(813) 285-4809
E-MAIL: sbarker@bsbdesign.com
CIVIL ENGINEER
FLORIDA DESIGN CONSULTANTS
3030 STARKEY BOULEVARD
NEW PORT RICHEY, FLORIDA 34655
PH:(727) 849-7588 FAX:(727) 848-3648
E-MAIL: emaxzur@fdesign.com
M.E.P. ENGINEER
WADSWORTH-ONEAL ENGINEERING
6416 COMMERCIAL PARK DRIVE
FORT MYERS, FLORIDA 33912
PH:(239) 454-5511 FAX:(239) 454-5401
E-MAIL: don@wadswortheng.com
STRUCTURAL ENGINEER
O.E. OLSEN & ASSOCIATES
3342 TYRONE BOULEVARD NORTH
ST. PETERSBURG, FLORIDA 33710
PH:(727) 345-0397 FAX:(727) 343-3207
E-MAIL: doel@oeo-eng.com
LANDSCAPE ARCHITECT
PHIL GRAHAM COMPANY, P.A.
418 SECOND STREET NORTH
ST. PETERSBURG, FLORIDA 33701
PH:(727) 821-5225 FAX:(727) 826-1626
E-MAIL: thoo@pgca.com

OWNER:
JMC COMMUNITIES
2201 FOURTH STREET NORTH, SUITE 200
ST. PETERSBURG, FLORIDA 33704
PH:(727) 823-0022 FAX:(727) 821-2007
© JMC COMMUNITIES, INC. 2005

PROJECT:
RESIDENCES AT SANDPEARL
14 UNIT CONDOMINIUM
470 MANDALAY AVENUE
CLEARWATER BEACH, FLORIDA 33756

SEAL:

ISSUED FOR: PERMIT
DATE: 4/5/06

REVISIONS:

No.	DATE	REMARKS

RECORD SET - ISSUED 03/02/2009
* Disclaimer: This Record Document has been prepared based on information provided by others. Adache Group Architects has not verified the accuracy or completeness of this information and shall not be responsible for any errors or omissions that may be incorporated hereinto as a result.

SHEET TITLE:
SITE DETAILS

ALL IDEAS, DESIGNS, ARRANGEMENTS, PLANS AND SPECIFICATIONS INDICATED OR REPRESENTED BY THIS DRAWING ARE OWNED BY, AND THE PROPERTY OF ADACHE GROUP ARCHITECTS, INC. AND WERE CREATED, EVOLVED AND DEVELOPED FOR USE ON, AND IN CONNECTION WITH, THE SPECIFIED PROJECT. NONE OF THESE IDEAS, PLANS, ARRANGEMENTS, AND SPECIFICATIONS SHALL BE USED BY OR DISCLOSED TO ANY PERSON, CORPORATION OR FIRM FOR ANY PURPOSE WHATSOEVER WITHOUT THE WRITTEN PERMISSION OF ADACHE GROUP ARCHITECTS, INC. VISUAL CONTACT WITH THESE PLANS OR SPECIFICATIONS SHALL CONSTITUTE CONCLUSIVE EVIDENCE OF ACCEPTANCE OF THESE RESTRICTIONS. ALL RIGHTS RESERVED. © 2006

DATE: 10/4/06
SCALE: AS NOTED
DRAWN BY: CE
CHECKED BY: CE
JOB NO.: 45.05A

SHEET NO.:
A.1.1.03

LOCATION: 1ST FLOOR

USE	AREA (SF)	AREA/OCCUPANT	TOTAL OCCUPANT LOAD
LOBBY TOWER 1	1,780	15 NSF	100
TENANT STORAGE	225	300 GSF	1
TENANT STORAGE	279	300 GSF	1
BICYCLE STORAGE	148	300 GSF	1
BICYCLE STORAGE	200	300 GSF	1
BICYCLE STORAGE	276	300 GSF	1
RETAIL 1	4,933	30 GSF	165
RETAIL 2	3,373	30 GSF	113
PARKING GARAGE	66,294	200 GSF	331
TOTAL			714

MAX. DISTANCE TO EXIT = 200' (SPRINKLERED)
 WORST CASE SCENARIO FOR DISTANCE TO EXIT = 196'-0"

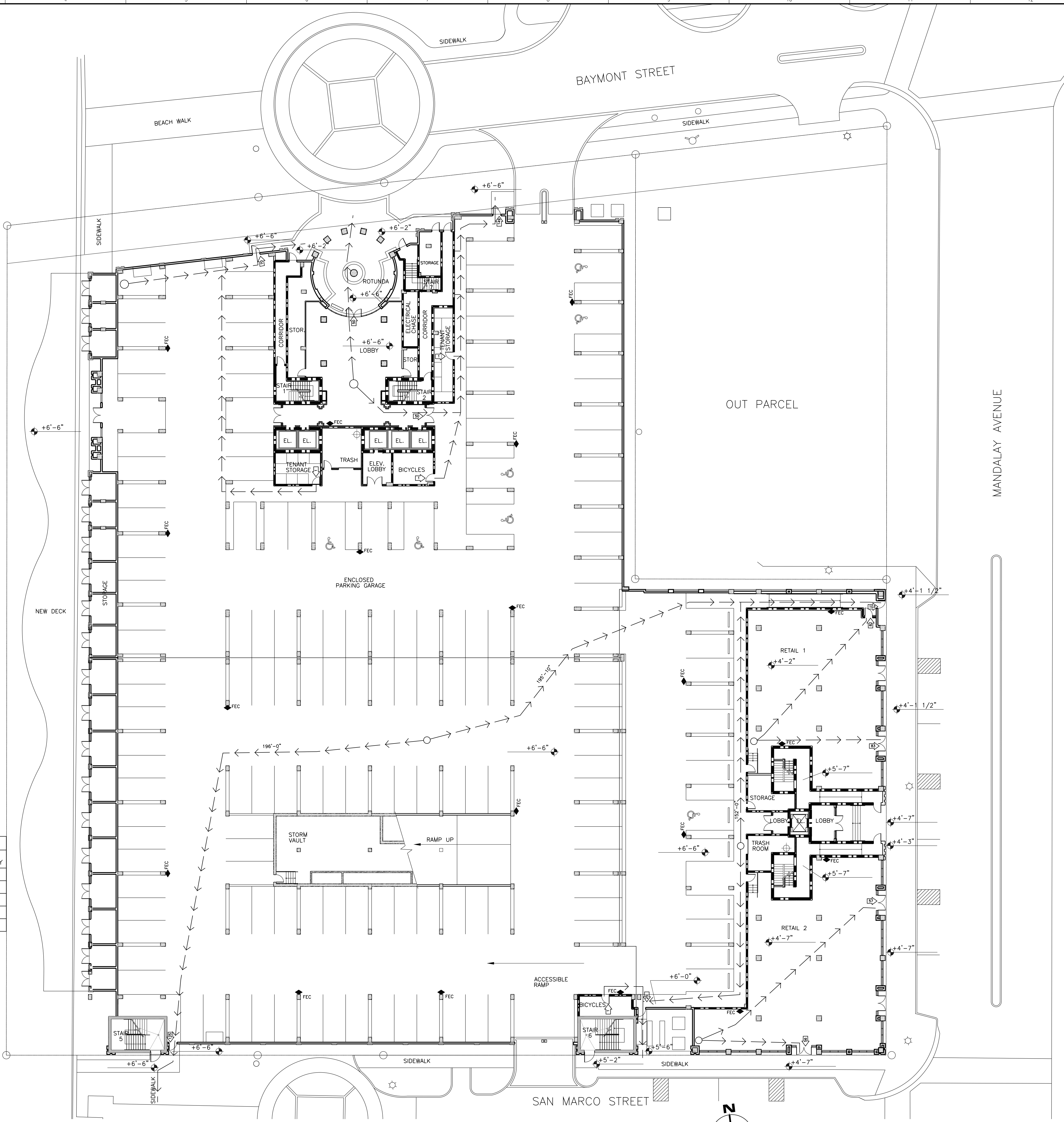
EXIT CAPACITY

EXIT NO.	MAX. CAPACITY (DOOR WIDTH/WIDTH PER OCC.)	MAX. CAPACITY (STAIR WIDTH/WIDTH PER OCC.)	LIMITING CAPACITY
STAIR 1	34/.2 = 170	45/.3 = 150	150
STAIR 2	34/.2 = 170	45/.3 = 150	150
STAIR 5	48/.2 = 240	72/.3 = 240	240
STAIR 6	48/.2 = 240	72/.3 = 240	240
TOTAL			780

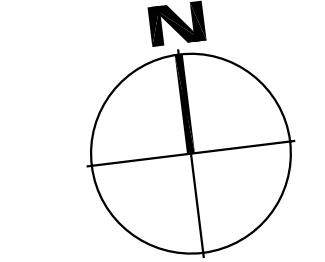
GENERAL NOTE: ALL SHAFTS ARE TO BE 2 HOUR RATED WALLS. INFORMATION ON THIS LIFE SAFETY SHEET FOR REFERENCE ONLY.

LIFE SAFETY LEGEND

- 1 HR. RATED WALL
- 2 HR. RATED WALL
- PATH OF EGRESS TRAVEL DISTANCE
- NUMBER OF OCCUPANTS PER EXIT
- FIRE EXTINGUISHER—FULLY RECESSED WHEN APPLICABLE
*EVERY 75' TO 150' MAX. DISTANCE FROM ANY LOCATION



1ST FLOOR LIFE SAFETY PLAN
 SCALE: 1/16" = 1'-0"



PROJECT DESIGN TEAM:

ARCHITECTS
 ADACHE GROUP ARCHITECTS, INC.
 550 SOUTH FEDERAL HIGHWAY
 FT. LAUDERDALE, FLORIDA 33301
 PH: (954) 525-8133 FAX: (954) 728-8159
 E-MAIL: info@adache.com

BLOODGOOD SHARP BUSTER
 3816 WEST LINEBAUGH AVENUE, SUITE 212
 TAMPA, FLORIDA 33624
 PH: (813) 285-4808 FAX: (813) 285-4809
 E-MAIL: sbarker@bshdesign.com

CIVIL ENGINEER
 FLORIDA DESIGN CONSULTANTS
 3030 STARKEY BOULEVARD
 NEW PORT RICHEY, FLORIDA 34655
 PH: (727) 849-7588 FAX: (727) 846-3648
 E-MAIL: emazur@fdcsign.com

M.E.P. ENGINEER
 WADSWORTH-ONEAL ENGINEERING
 8416 COMMERCE PARK DRIVE
 FORT MYERS, FLORIDA 33912
 PH: (239) 454-5611 FAX: (239) 454-6401
 E-MAIL: dan@wadsworth-eng.com

STRUCTURAL ENGINEER
 O.E. OLSEN & ASSOCIATES
 3342 TYRONE BOULEVARD NORTH
 ST. PETERSBURG, FLORIDA 33710
 PH: (727) 345-9397 FAX: (727) 343-3207
 E-MAIL: dwoel@oeeo-eng.com

LANDSCAPE ARCHITECT
 PHIL GRAHAM COMPANY, P.A.
 418 SECOND STREET NORTH
 ST. PETERSBURG, FLORIDA 33701
 PH: (727) 821-5225 FAX: (727) 826-1626
 E-MAIL: phil@pgc.com

OWNER:

JMC COMMUNITIES
 2201 FOURTH STREET NORTH, SUITE 200
 ST. PETERSBURG, FLORIDA 33704
 PH: (727) 823-0022 FAX: (727) 821-2007

© JMC COMMUNITIES, INC. 2005

PROJECT:

RESIDENCES AT SANDPEARL
 14 UNIT CONDOMINIUM
 470 MANDALAY AVENUE
 CLEARWATER BEACH, FLORIDA 33756

SEAL:

ISSUED FOR: PERMIT
DATE: 4/5/06

REVISIONS:

No.	DATE	REMARKS

RECORD SET - ISSUED 03/02/2009

* Disclaimer: This Record Document has been prepared based on information provided by others. Adache Group Architects has not verified the accuracy or completeness of this information and shall not be responsible for any errors or omissions that may be incorporated hereinto as a result.

SHEET TITLE:
 1ST FLOOR LIFE SAFETY PLAN

ALL IDEAS, DESIGNS, ARRANGEMENTS, PLANS AND SPECIFICATIONS INDICATED OR REPRESENTED BY THIS DRAWING ARE OWNED BY, AND THE PROPERTY OF ADACHE GROUP ARCHITECTS, INC. AND WERE CREATED, EVOLVED AND DEVELOPED FOR USE ON, AND IN CONNECTION WITH, THE SPECIFIED PROJECT. NONE OF THESE IDEAS, PLANS, ARRANGEMENTS, AND SPECIFICATIONS SHALL BE USED BY OR DISCLOSED TO ANY PERSON, CORPORATION OR FIRM FOR ANY PURPOSE WHATSOEVER WITHOUT THE WRITTEN PERMISSION OF ADACHE GROUP ARCHITECTS, INC. VISUAL CONTACT WITH THESE PLANS OR SPECIFICATIONS SHALL CONSTITUTE CONCLUSIVE EVIDENCE OF ACCEPTANCE OF THESE RESTRICTIONS. ALL RIGHTS RESERVED. © 2006

DATE: 10/4/06
SCALE: 1" = 20'-0"
DRAWN BY: CE
CHECKED BY: CE
JOB NO.: 45.05A

SHEET NO.:
A.1.2.01

A
B
C
D
E
F
G
K
L
M

LOCATION: 2ND FLOOR

USE	AREA (SF)	AREA/OCCUPANT	TOTAL OCCUPANT LOAD
LOBBY	1,439	15 NSF	87
MECHANICAL	88	300 GSF	1
TENANT STORAGE	52	300 GSF	1
TENANT STORAGE	52	300 GSF	1
TENANT STORAGE	52	300 GSF	1
TENANT STORAGE	279	300 GSF	1
TENANT STORAGE	302	300 GSF	2
TENANT STORAGE	306	300 GSF	2
MAIL ROOM	120	300 GSF	1
MAIL ROOM	50	300 GSF	1
PARKING GARAGE	66,000	200 GSF	330
TOTAL			428

MAX. DISTANCE TO EXIT = 200' (SPRINKLERED)
WORST CASE SCENARIO FOR DISTANCE TO EXIT = 181'-8"

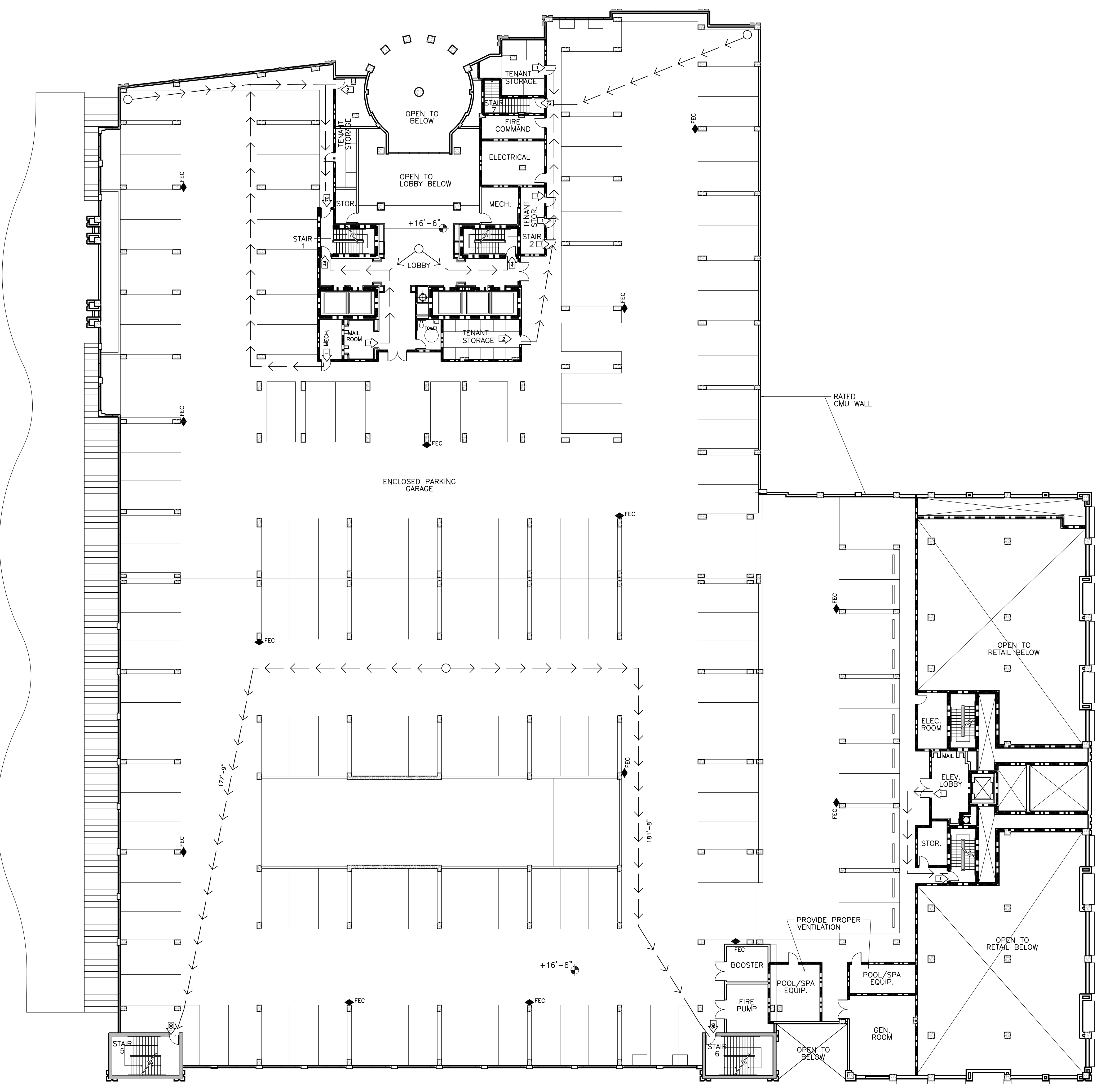
EXIT CAPACITY

EXIT NO.	MAX. CAPACITY (DOOR WIDTH/WIDTH PER OCC.)	MAX. CAPACITY (STAIR WIDTH/WIDTH PER OCC.)	LIMITING CAPACITY
STAIR 1	34/.2 = 170	45/.3 = 150	150
STAIR 2	34/.2 = 170	45/.3 = 150	150
STAIR 5	34/.2 = 170	72/.3 = 240	170
STAIR 6	34/.2 = 170	72/.3 = 240	170
TOTAL			640

GENERAL NOTE: ALL SHAFTS ARE TO BE 2 HOUR RATED WALLS. INFORMATION ON THIS LIFE SAFETY SHEET FOR REFERENCE ONLY.

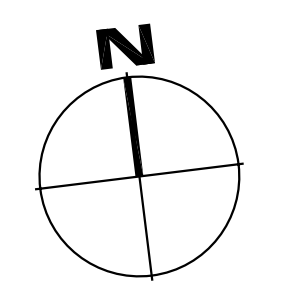
LIFE SAFETY LEGEND

- 1 HR. RATED WALL
- 2 HR. RATED WALL
- X'-X" PATH OF EGRESS TRAVEL DISTANCE
- XX NUMBER OF OCCUPANTS PER EXIT
- FEC FIRE EXTINGUISHER-FULLY RECESSED WHEN APPLICABLE *EVERY 75' TO 150' MAX. DISTANCE FROM ANY LOCATION



2ND FLOOR LIFE SAFETY PLAN

SCALE: 1/16" = 1'-0"



PROJECT DESIGN TEAM:

ARCHITECTS
ADACHE GROUP ARCHITECTS, INC.
550 SOUTH FEDERAL HIGHWAY
FT. LAUDERDALE, FLORIDA 33301
PH:(954) 525-8133 FAX:(954) 728-8159
E-MAIL: info@adache.com

BLOODGOOD SHARP BUSTER
3816 WEST LINEBAUGH AVENUE, SUITE 212
TAMPA, FLORIDA 33624
PH:(813) 285-4808 FAX:(813) 285-4809
E-MAIL: sbarker@bbsdesign.com

CIVIL ENGINEER
FLORIDA DESIGN CONSULTANTS
3030 STARKEY BOULEVARD
NEW PORT RICHEY, FLORIDA 34655
PH:(727) 849-7588 FAX:(727) 846-3648
E-MAIL: emazzu@fdesign.com

M.E.P. ENGINEER
WADSWORTH-ONEAL ENGINEERING
6416 COMMERCIAL PARK DRIVE
FORT MYERS, FLORIDA 33912
PH:(239) 454-5611 FAX:(239) 454-6401
E-MAIL: dan@wadsworth-eng.com

STRUCTURAL ENGINEER
O.E. OLSEN & ASSOCIATES
3342 TYRONE BOULEVARD NORTH
ST. PETERSBURG, FLORIDA 33710
PH:(727) 345-9397 FAX:(727) 343-3207
E-MAIL: dweil@oeo-eng.com

LANDSCAPE ARCHITECT
PHIL GRAHAM COMPANY, P.A.
418 SECOND STREET NORTH
ST. PETERSBURG, FLORIDA 33701
PH:(727) 821-5225 FAX:(727) 826-1626
E-MAIL: tbooth@pgc.com

OWNER:

JMC COMMUNITIES
2201 FOURTH STREET NORTH, SUITE 200
ST. PETERSBURG, FLORIDA 33704
PH:(727) 823-0022 FAX:(727) 821-2007

© JMC COMMUNITIES, INC. 2005

PROJECT:

RESIDENCES AT SANDPEARL
14 UNIT CONDOMINIUM
470 MANDALAY AVENUE
CLEARWATER BEACH, FLORIDA 33756

SEAL:

ISSUED FOR: PERMIT
DATE: 4/5/06

REVISIONS:

No.	DATE	REMARKS

RECORD SET - ISSUED 03/02/2009

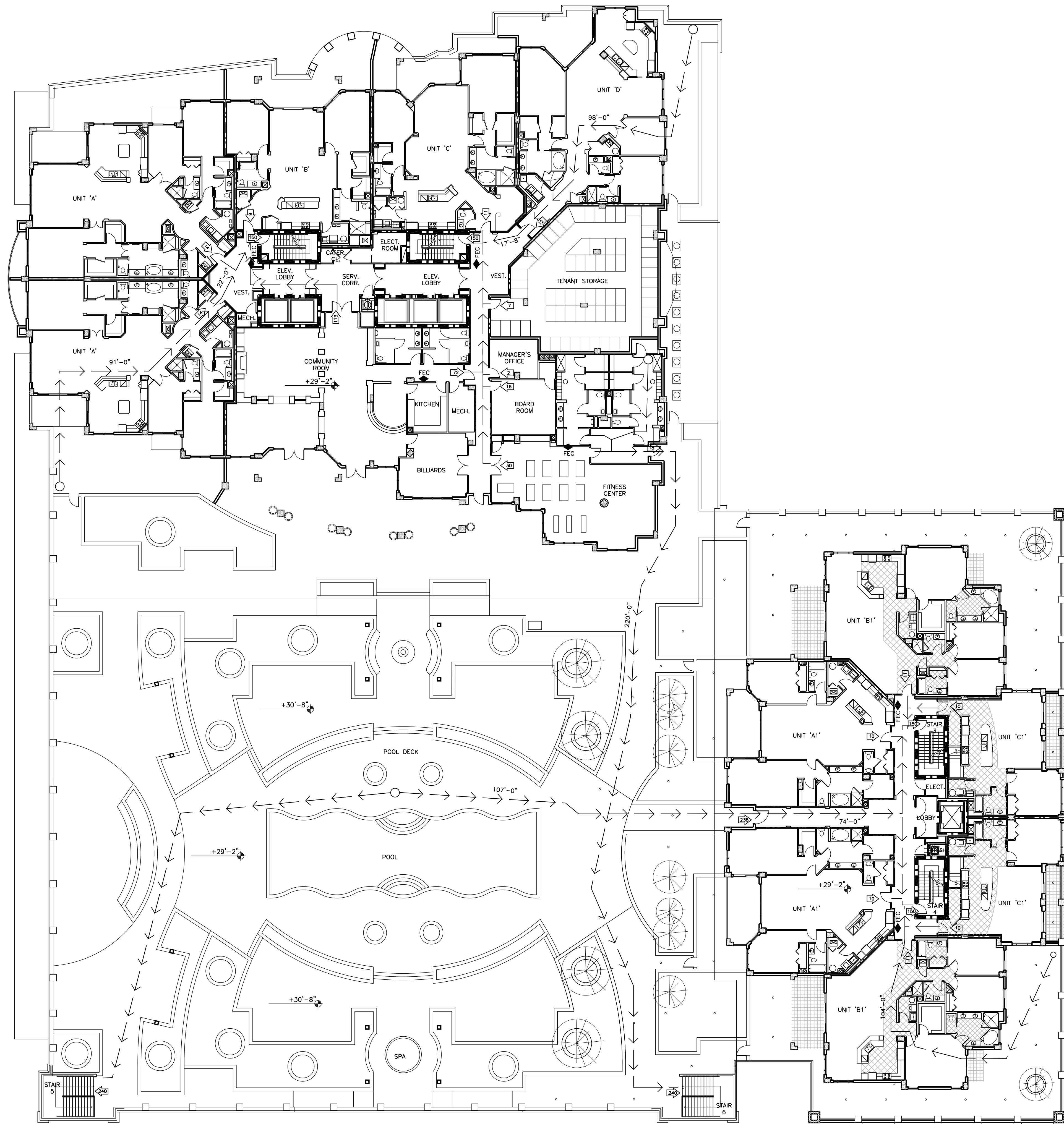
* Disclaimer: This Record Document has been prepared based on information provided by others. Adache Group Architects has not verified the accuracy or completeness of this information and shall not be responsible for any errors or omissions that may be incorporated herewith as a result.

SHEET TITLE:
2ND FLOOR LIFE SAFETY PLAN

ALL IDEAS, DESIGNS, ARRANGEMENTS, PLANS AND SPECIFICATIONS INDICATED OR REPRESENTED BY THIS DRAWING ARE OWNED BY, AND THE PROPERTY OF ADACHE GROUP ARCHITECTS, INC. AND WERE CREATED, EVOLVED AND DEVELOPED FOR USE ON, AND IN CONNECTION WITH, THE SPECIFIED PROJECT. NONE OF THESE IDEAS, PLANS, ARRANGEMENTS, AND SPECIFICATIONS SHALL BE USED BY OR DISCLOSED TO ANY PERSON, CORPORATION OR FIRM FOR ANY PURPOSE WHATSOEVER WITHOUT THE WRITTEN PERMISSION OF ADACHE GROUP ARCHITECTS, INC. VISUAL CONTACT WITH THESE PLANS OR SPECIFICATIONS SHALL CONSTITUTE CONCLUSIVE EVIDENCE OF ACCEPTANCE OF THESE RESTRICTIONS. ALL RIGHTS RESERVED. © 2006

DATE: 10/4/06
SCALE: 1/16" = 1'-0"
DRAWN BY: CE
CHECKED BY: CE
JOB NO.: 45.05A

SHEET NO.:
A.1.2.02



LOCATION: 3RD FLOOR

USE	AREA (SF)	AREA/OCCUPANT	TOTAL OCCUPANT LOAD
COMMUNITY ROOM	2,749	15 NSF	184
TENANT STORAGE	1,885	300 GSF	7
MANAGER'S OFFICE	180	100 GSF	2
BOARD ROOM	240	15 NSF	16
FITNESS CENTER	2,390	150 GSF	48
MECHANICAL	200	300 GSF	1
POOL DECK	19,500	30 GSF	650
POOL	2,215	50 GSF	45
SPA	250	50 GSF	5
TOWER 1 (RESIDENCES)	11,900	200 GSF	60
TOWER 2 (RESIDENCES)	12,250	200 GSF	62
TOTAL			1080

MAX. DISTANCE TO EXIT = 325'
 WORST CASE SCENARIO FOR DISTANCE TO EXIT = 275'-0"

EXIT NO.	MAX. CAPACITY (DOOR WIDTH/WIDTH PER OCC.)	MAX. CAPACITY (STAIR WIDTH/WIDTH PER OCC.)	LIMITING CAPACITY
STAIR 1	34/.2 = 170	45/.3 = 150	150
STAIR 2	34/.2 = 170	45/.3 = 150	150
STAIR 3	34/.2 = 170	45/.3 = 150	150
STAIR 4	34/.2 = 170	45/.3 = 150	150
STAIR 5	NA	72/.3 = 240	240
STAIR 6	NA	72/.3 = 240	240
TOTAL			1080

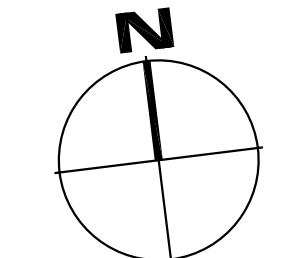
GENERAL NOTE: ALL SHAFTS ARE TO BE 2 HOUR RATED WALLS. ALL WALLS SEPARATING DWELLING UNITS ARE TO BE 1 HOUR RATED. ALL WALLS SEPARATING DWELLING UNITS AND CORRIDORS SHALL BE 1 HR. RATED. INFORMATION ON THIS LIFE SAFETY SHEET FOR REFERENCE ONLY.

LIFE SAFETY LEGEND

- 1 HR. RATED WALL
- 2 HR. RATED WALL
- X'-X" PATH OF EGRESS TRAVEL DISTANCE
- ← XX NUMBER OF OCCUPANTS PER EXIT
- FEC FIRE EXTINGUISHER-FULLY RECESSED WHEN APPLICABLE *EVERY 75' TO 150' MAX. DISTANCE FROM ANY LOCATION

3RD FLOOR LIFE SAFETY PLAN

SCALE: 1/16" = 1'-0"



PROJECT DESIGN TEAM:

ARCHITECTS
 ADACHE GROUP ARCHITECTS, INC.
 550 SOUTH FEDERAL HIGHWAY
 FT. LAUDERDALE, FLORIDA 33301
 PH:(954) 525-8133 FAX:(954) 728-8159
 E-MAIL: info@adache.com

BLOODGOOD SHARP BUSTER
 3816 WEST LINEBAUGH AVENUE, SUITE 212
 TAMPA, FLORIDA 33624
 PH:(813) 285-4808 FAX:(813) 285-4809
 E-MAIL: sbarker@bbsdesign.com

CIVIL ENGINEER
 FLORIDA DESIGN CONSULTANTS
 3030 STARKEY BOULEVARD
 NEW PORT RICHEY, FLORIDA 34655
 PH:(727) 849-7588 FAX:(727) 848-3648
 E-MAIL: emazzu@fdcsign.com

M.E.P. ENGINEER
 WADSWORTH-ONEAL ENGINEERING
 6416 COMMERCE PARK DRIVE
 FORT MYERS, FLORIDA 33912
 PH:(239) 454-5611 FAX:(239) 454-6401
 E-MAIL: don@wadsworth-eng.com

STRUCTURAL ENGINEER
 O.E. OLSEN & ASSOCIATES
 3342 TYRONE BOULEVARD NORTH
 ST. PETERSBURG, FLORIDA 33710
 PH:(727) 345-6097 FAX:(727) 343-3207
 E-MAIL: dwoelf@oeeo-eng.com

LANDSCAPE ARCHITECT
 PHIL GRAHAM COMPANY, P.A.
 418 SECOND STREET NORTH
 ST. PETERSBURG, FLORIDA 33701
 PH:(727) 821-5225 FAX:(727) 826-1626
 E-MAIL: tbooth@pgca.com

OWNER:

JMC COMMUNITIES
 2201 FOURTH STREET NORTH, SUITE 200
 ST. PETERSBURG, FLORIDA 33704
 PH:(727) 823-0022 FAX:(727) 821-2007
 © JMC COMMUNITIES, INC. 2005

PROJECT:

RESIDENCES AT SANDPEARL
 14 UNIT CONDOMINIUM
 470 MANDALAY AVENUE
 CLEARWATER BEACH, FLORIDA 33756

SEAL:

ISSUED FOR: PERMIT
 DATE: 4/5/06

REVISIONS:

No.	DATE	REMARKS

RECORD SET - ISSUED 03/02/2009

* Disclaimer: This Record Document has been prepared based on information provided by others. Adache Group Architects has not verified the accuracy or completeness of this information and shall not be responsible for any errors or omissions that may be incorporated herein as a result.

SHEET TITLE:
 3RD FLOOR LIFE SAFETY PLAN

ALL IDEAS, DESIGNS, ARRANGEMENTS, PLANS AND SPECIFICATIONS INDICATED OR REPRESENTED BY THIS DRAWING ARE OWNED BY, AND THE PROPERTY OF ADACHE GROUP ARCHITECTS, INC. AND WERE CREATED, EVOLVED AND DEVELOPED FOR USE ON, AND IN CONNECTION WITH, THE SPECIFIED PROJECT. NONE OF THESE IDEAS, PLANS, ARRANGEMENTS, AND SPECIFICATIONS SHALL BE USED BY OR DISCLOSED TO ANY PERSON, CORPORATION OR FIRM FOR ANY PURPOSE WHATSOEVER WITHOUT THE WRITTEN PERMISSION OF ADACHE GROUP ARCHITECTS, INC. VISUAL CONTACT WITH THESE PLANS OR SPECIFICATIONS SHALL CONSTITUTE CONCLUSIVE EVIDENCE OF ACCEPTANCE OF THESE RESTRICTIONS. ALL RIGHTS RESERVED. © 2006

DATE: 10/4/06
 SCALE: 1/16" = 1'-0"
 DRAWN BY: CE
 CHECKED BY: CE
 JOB NO.: 45.05A

SHEET NO.:
A.1.2.03

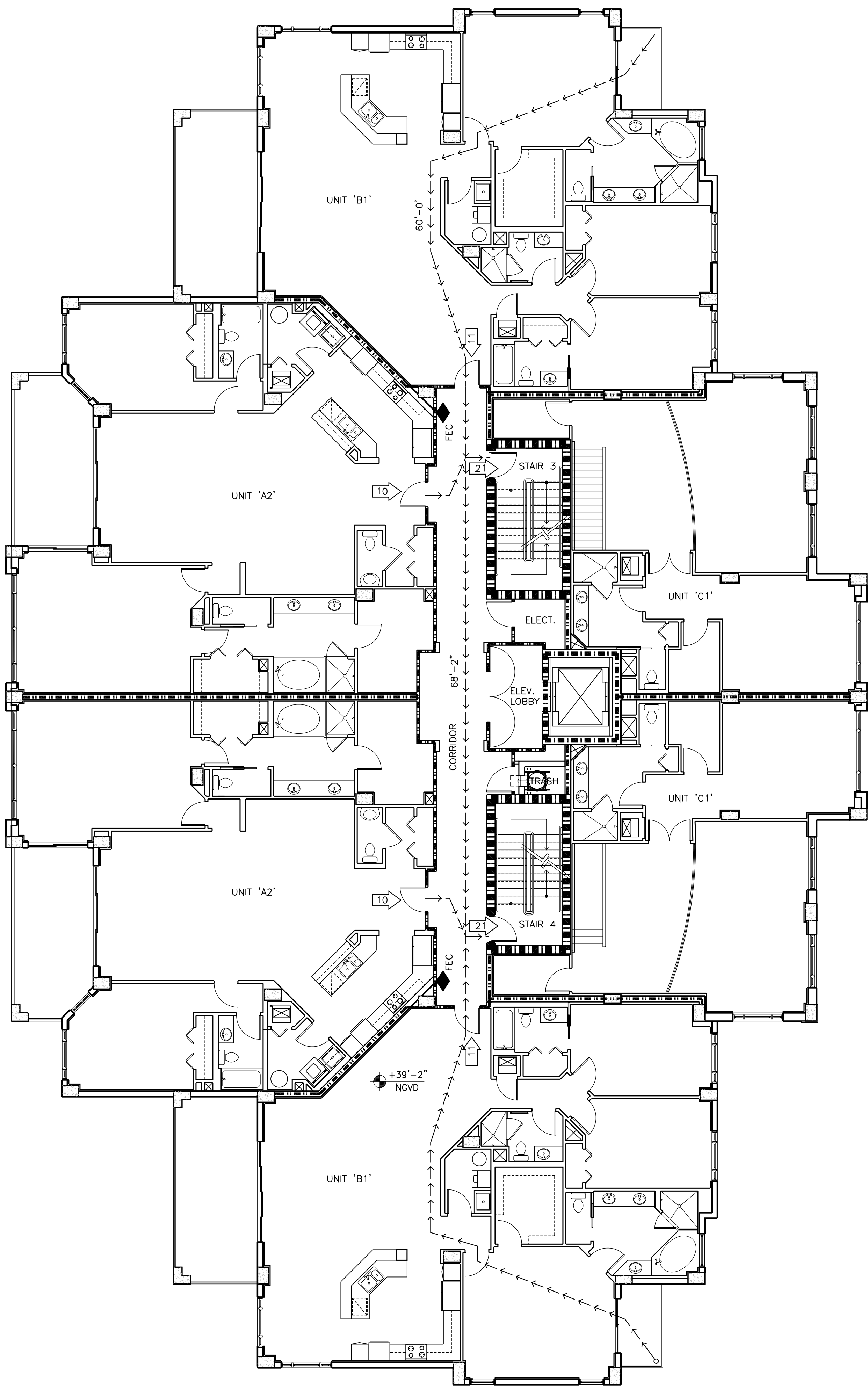
A
B
C
D
E
F
G
K
L
M

LOCATION: TOWER II 4TH FLOOR			
USE	AREA (SF)	AREA/OCCUPANT	TOTAL OCCUPANT LOAD
RESIDENTIAL	17,777	200 GSF	89
MAX. DISTANCE TO EXIT = 325'			
WORST CASE SCENARIO FOR DISTANCE TO EXIT = 128'-2" (UNIT 'B1')			

EXIT CAPACITY			
EXIT NO.	MAX. CAPACITY (DOOR WIDTH/WIDTH PER OCC.)	MAX. CAPACITY (STAIR WIDTH/WIDTH PER OCC.)	LIMITING CAPACITY
STAIR 3	34/.2 = 170	45/.3 = 150	150
STAIR 4	34/.2 = 170	45/.3 = 150	150
TOTAL			300

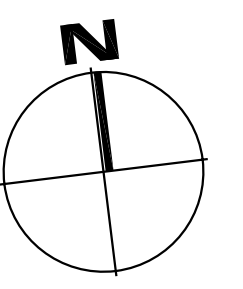
GENERAL NOTE: ALL SHAFTS ARE TO BE 2 HOUR RATED WALLS.
INFORMATION ON THIS LIFE SAFETY SHEET FOR REFERENCE ONLY.

LIFE SAFETY LEGEND	
	1 HOUR RATED WALL
	2 HOUR RATED WALL
	PATH OF EGRESS TRAVEL DISTANCE
	NUMBER OF OCCUPANTS PER EXIT
	FIRE EXTINGUISHER—FULLY RECESSED WHEN APPLICABLE *EVERY 75' TO 150' MAX. DISTANCE FROM ANY LOCATION



4TH FLOOR LIFE SAFETY PLAN

SCALE: 1/8" = 1'-0"



PROJECT DESIGN TEAM:
ARCHITECTS
 ADACHE GROUP ARCHITECTS, INC.
 550 SOUTH FEDERAL HIGHWAY
 FT. LAUDERDALE, FLORIDA 33301
 PH:(954) 525-9133 FAX:(954) 728-8159
 E-MAIL: info@adache.com
BLOODGOOD SHARP BUSTER
 3816 WEST LINEBAUGH AVENUE, SUITE 212
 TAMPA, FLORIDA 33624
 PH:(813) 285-4808 FAX:(813) 285-4809
 E-MAIL: ebarker@bbsdesign.com
CIVIL ENGINEER
 FLORIDA DESIGN CONSULTANTS
 3030 STARKEY BOULEVARD
 NEW PORT RICHEY, FLORIDA 34655
 PH:(727) 849-7588 FAX:(727) 846-3648
 E-MAIL: emaxzu@fdesign.com
M.E.P. ENGINEER
 WADSWORTH-ONEAL ENGINEERING
 6416 COMMERCE PARK DRIVE
 FORT MYERS, FLORIDA 33912
 PH:(239) 454-5611 FAX:(239) 454-6401
 E-MAIL: don@wadsworth-eng.com
STRUCTURAL ENGINEER
 O.E. OLSEN & ASSOCIATES
 3342 TYRONE BOULEVARD NORTH
 ST. PETERSBURG, FLORIDA 33710
 PH:(727) 345-9397 FAX:(727) 343-3207
 E-MAIL: doel@oeo-eng.com
LANDSCAPE ARCHITECT
 PHIL GRAHAM COMPANY, P.A.
 418 SECOND STREET NORTH
 ST. PETERSBURG, FLORIDA 33701
 PH:(727) 821-5225 FAX:(727) 826-1626
 E-MAIL: tbooth@pgca.com

OWNER:
 JMC COMMUNITIES
 2201 FOURTH STREET NORTH, SUITE 200
 ST. PETERSBURG, FLORIDA 33704
 PH:(727) 823-0022 FAX:(727) 821-2007
 © JMC COMMUNITIES, INC. 2005

PROJECT:
RESIDENCES AT SANDPEARL
 14 UNIT CONDOMINIUM
 470 MANDALAY AVENUE
 CLEARWATER BEACH, FLORIDA 33756

SEAL:

ISSUED FOR: PERMIT
 DATE: 4/5/06

REVISIONS:		
No.	DATE	REMARKS

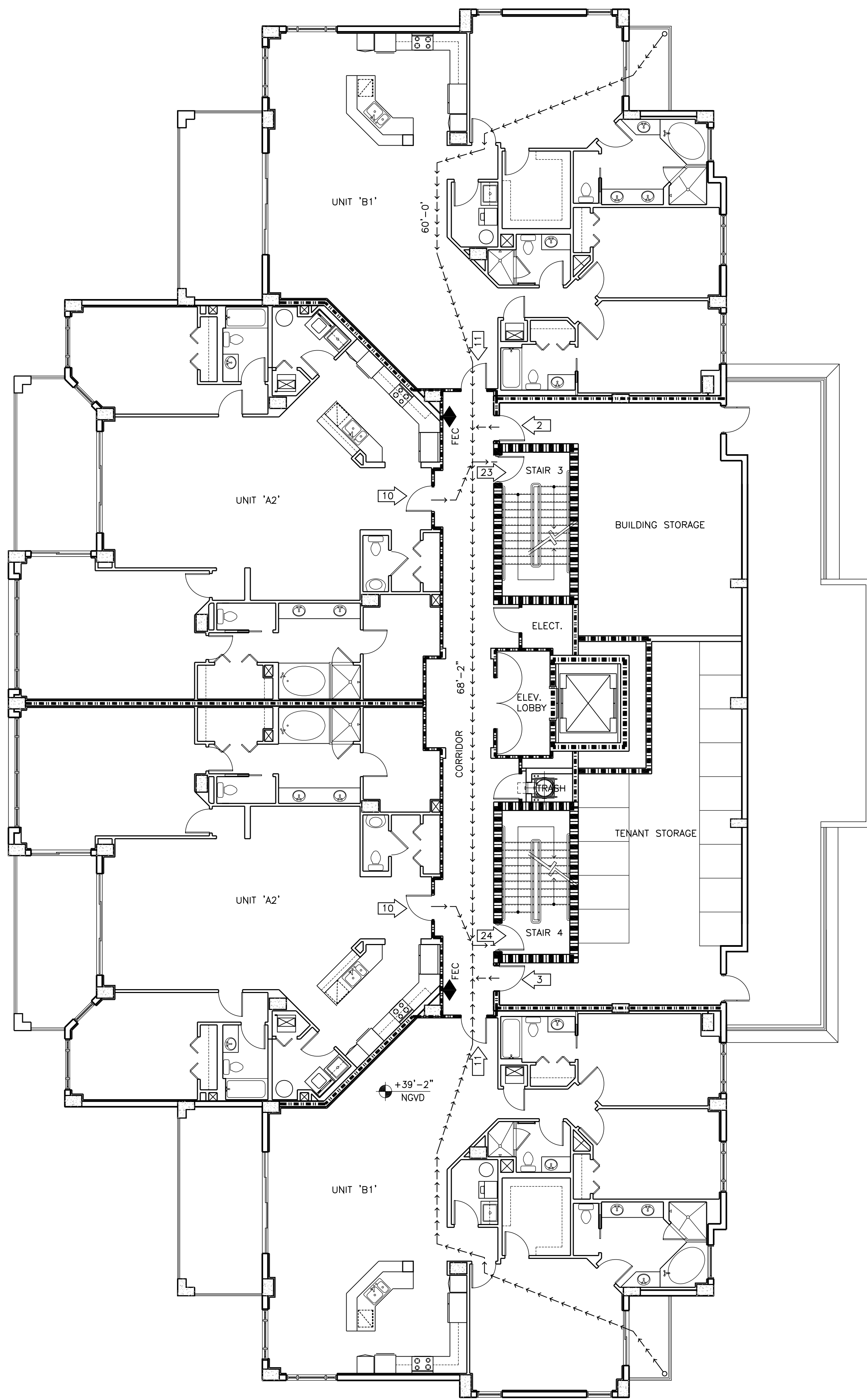
RECORD SET - ISSUED 03/02/2009
 * Disclaimer: This Record Document has been prepared based on information provided by others. Adache Group Architects has not verified the accuracy or completeness of this information and shall not be responsible for any errors or omissions that may be incorporated herewith as a result.

SHEET TITLE:
 TOWER II 4TH FLOOR
 LIFE SAFETY PLAN

ALL IDEAS, DESIGNS, ARRANGEMENTS, PLANS AND SPECIFICATIONS INDICATED OR REPRESENTED BY THIS DRAWING ARE OWNED BY, AND THE PROPERTY OF ADACHE GROUP ARCHITECTS, INC. AND WERE CREATED, EVOLVED AND DEVELOPED FOR USE ON, AND IN CONNECTION WITH, THE SPECIFIED PROJECT. NONE OF THESE IDEAS, PLANS, ARRANGEMENTS, AND SPECIFICATIONS SHALL BE USED BY OR DISCLOSED TO ANY PERSON, CORPORATION OR FIRM FOR ANY PURPOSE WHATSOEVER WITHOUT THE WRITTEN PERMISSION OF ADACHE GROUP ARCHITECTS, INC. VISUAL CONTACT WITH THESE PLANS OR SPECIFICATIONS SHALL CONSTITUTE CONCLUSIVE EVIDENCE OF ACCEPTANCE OF THESE RESTRICTIONS. ALL RIGHTS RESERVED. © 2006

DATE: 10/4/06
 SCALE: 1/8" = 1'-0"
 DRAWN BY: CE
 CHECKED BY: CE
 JOB NO.: 45.05A

SHEET NO.:
A1.2.04



LOCATION: TOWER II 5TH FLOOR

USE	AREA (SF)	AREA/OCCUPANT	TOTAL OCCUPANT LOAD
RESIDENTIAL	17,777	200 GSF	89
TENANT STORAGE	760	300 GSF	3
BUILDING STORAGE	580	300 GSF	2
TOTAL			94

MAX. DISTANCE TO EXIT = 325'
WORST CASE SCENARIO FOR DISTANCE TO EXIT = 128'-2" (UNIT 'B1')

EXIT CAPACITY

EXIT NO.	MAX. CAPACITY (DOOR WIDTH/WIDTH PER OCC.)	MAX. CAPACITY (STAIR WIDTH/WIDTH PER OCC.)	LIMITING CAPACITY
STAIR 3	34/.2 = 170	45/.3 = 150	150
STAIR 4	34/.2 = 170	45/.3 = 150	150
TOTAL			300

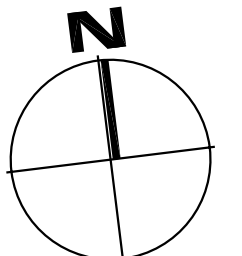
GENERAL NOTE: ALL SHAFTS ARE TO BE 2 HOUR RATED WALLS.
INFORMATION ON THIS LIFE SAFETY SHEET FOR REFERENCE ONLY.

LIFE SAFETY LEGEND

	1 HOUR RATED WALL
	2 HOUR RATED WALL
	PATH OF EGRESS TRAVEL DISTANCE
	NUMBER OF OCCUPANTS PER EXIT
	FIRE EXTINGUISHER—FULLY RECESSED WHEN APPLICABLE *EVERY 75' TO 150' MAX. DISTANCE FROM ANY LOCATION

5TH FLOOR LIFE SAFETY PLAN

SCALE: 1/8" = 1'-0"



PROJECT DESIGN TEAM:

ARCHITECTS
ADACHE GROUP ARCHITECTS, INC.
550 SOUTH FEDERAL HIGHWAY
FT. LAUDERDALE, FLORIDA 33301
PH:(954) 525-8133 FAX:(954) 728-8159
E-MAIL: info@adache.com

BLOODGOOD SHARP BUSTER
3816 WEST LINEBAUGH AVENUE, SUITE 212
TAMPA, FLORIDA 33624
PH:(813) 265-4808 FAX:(813) 265-4809
E-MAIL: sbarker@bbsdesign.com

CIVIL ENGINEER
FLORIDA DESIGN CONSULTANTS
3030 STARKEY BOULEVARD
NEW PORT RICHEY, FLORIDA 34655
PH:(727) 849-7588 FAX:(727) 846-3648
E-MAIL: emazzur@fdesign.com

M.E.P. ENGINEER
WADSWORTH-ONEAL ENGINEERING
8416 COMMERCIAL PARK DRIVE
FORT MYERS, FLORIDA 33912
PH:(239) 454-5511 FAX:(239) 454-5401
E-MAIL: dan@wadsworth-eng.com

STRUCTURAL ENGINEER
O.E. OLSEN & ASSOCIATES
3342 TYRONE BOULEVARD NORTH
ST. PETERSBURG, FLORIDA 33710
PH:(727) 345-0397 FAX:(727) 343-3207
E-MAIL: dwoel@oee-eng.com

LANDSCAPE ARCHITECT
PHIL GRAHAM COMPANY, P.A.
438 SECOND STREET NORTH
ST. PETERSBURG, FLORIDA 33701
PH:(727) 821-5225 FAX:(727) 826-1626
E-MAIL: tbosch@pccs.com

OWNER:

JMC COMMUNITIES
2201 FOURTH STREET NORTH, SUITE 200
ST. PETERSBURG, FLORIDA 33704
PH:(727) 823-0022 FAX:(727) 821-2007

© JMC COMMUNITIES, INC. 2005

PROJECT:

RESIDENCES AT SANDPEARL
14 UNIT CONDOMINIUM
470 MANDALAY AVENUE
CLEARWATER BEACH, FLORIDA 33756

SEAL:

ISSUED FOR: PERMIT

DATE: 4/5/06

REVISIONS:

No.	DATE	REMARKS

RECORD SET - ISSUED 03/02/2009

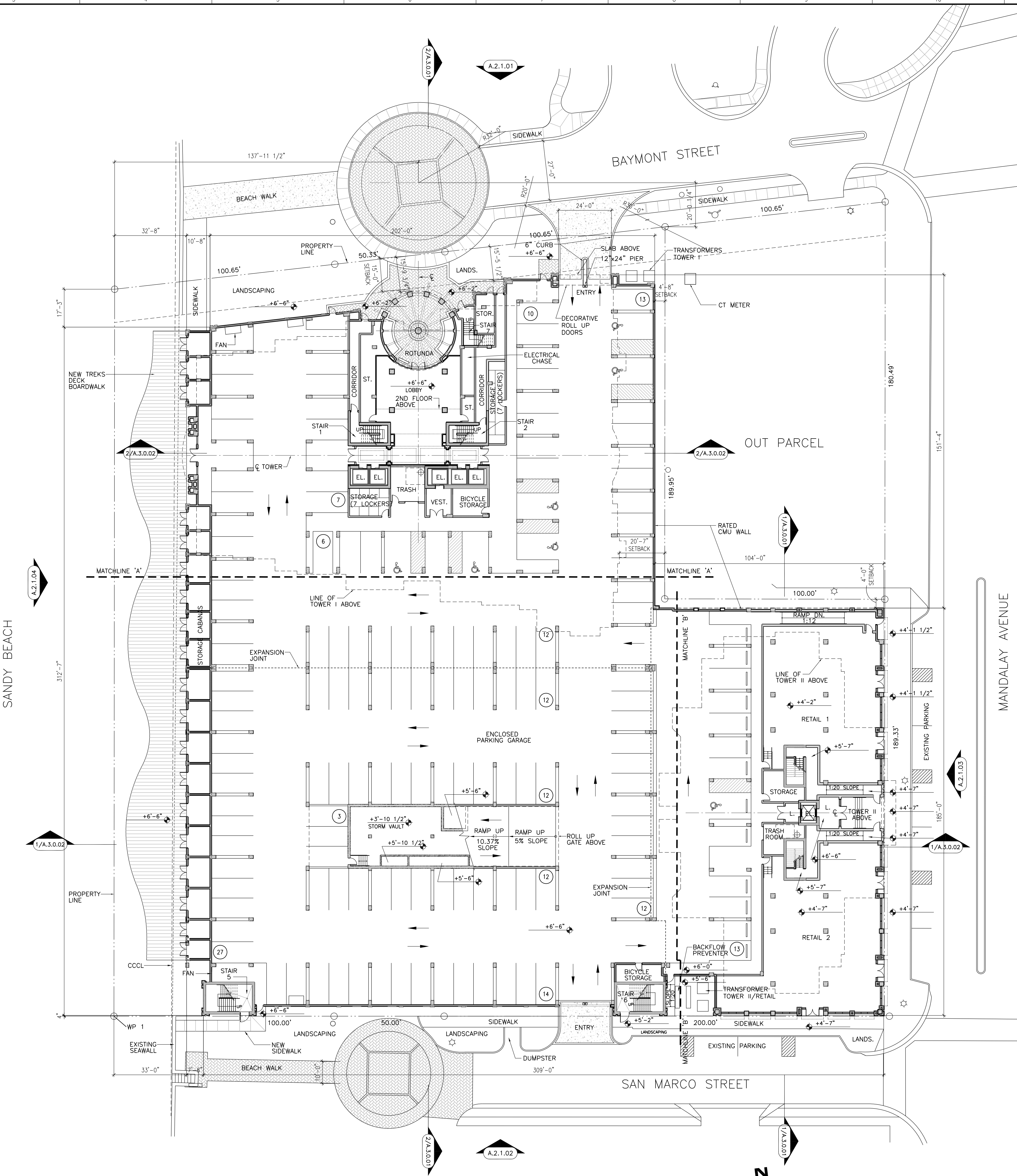
* Disclaimer: This Record Document has been prepared based on information provided by others. Adache Group Architects has not verified the accuracy or completeness of this information and shall not be responsible for any errors or omissions that may be incorporated herewith as a result.

SHEET TITLE:
TOWER II 5TH FLOOR
LIFE SAFETY PLAN

ALL IDEAS, DESIGNS, ARRANGEMENTS, PLANS AND SPECIFICATIONS INDICATED OR REPRESENTED BY THIS DRAWING ARE OWNED BY, AND THE PROPERTY OF ADACHE GROUP ARCHITECTS, INC. AND WERE CREATED, EVOLVED AND DEVELOPED FOR USE ON, AND IN CONNECTION WITH, THE SPECIFIED PROJECT. NONE OF THESE IDEAS, PLANS, ARRANGEMENTS, AND SPECIFICATIONS SHALL BE USED BY OR DISCLOSED TO ANY PERSON, CORPORATION OR FIRM FOR ANY PURPOSE WHATSOEVER WITHOUT THE WRITTEN PERMISSION OF ADACHE GROUP ARCHITECTS, INC. VISUAL CONTACT WITH THESE PLANS OR SPECIFICATIONS SHALL CONSTITUTE CONCLUSIVE EVIDENCE OF ACCEPTANCE OF THESE RESTRICTIONS. ALL RIGHTS RESERVED. © 2006

DATE: 10/4/06
SCALE: 1/8" = 1'-0"
DRAWN BY: CE
CHECKED BY: CE
JOB NO.: 45.05A

SHEET NO.:
A1.2.05



LEVEL 1
SCALE: 1" = 20'-0"

FOR ENLARGED LEVEL 1
PLAN SEE SHEET A.1.4.03

PARKING DATA				
PARKING REQUIRED				
USE	NO. OF RES UNITS/ AREA (S.F.)	CODE CRITERIA	ACCESSIBLE SPACES REQUIRED	TOTAL REQUIRED
CONDOMINIUMS TOWER I	103	1.5/UNIT	4	155
CONDOMINIUMS TOWER II	14	1.5/UNIT	1	21
RETAIL	8,306 SF	4-5 SPACES PER 1,000 GFA	1	42
TOTAL	117	-	6	218
PARKING PROVIDED				
LOCATION	LOCATION	STANDARD	ACCESSIBLE	TOTAL PROV'D
PARKING GARAGE	1ST FL.	146	7	153
	2ND FL.	154	-	154
TOTAL		300	7	307

PROJECT DESIGN TEAM:

ARCHITECTS
ADACHE GROUP ARCHITECTS, INC.
550 SOUTH FEDERAL HIGHWAY
FT. LAUDERDALE, FLORIDA 33301
PH:(954) 525-8133 FAX:(954) 728-8159
E-MAIL: info@adache.com

BLOODGOOD SHARP BUSTER
3816 WEST LINEBAUGH AVENUE, SUITE 212
TAMPA, FLORIDA 33624
PH:(813) 285-4828 FAX:(813) 285-4809
E-MAIL: ebarker@bsbdesign.com

CIVIL ENGINEER
FLORIDA DESIGN CONSULTANTS
3030 STARKEY BOULEVARD
NEW PORT RICHEY, FLORIDA 34655
PH:(727) 849-7588 FAX:(727) 846-3648
E-MAIL: emazzu@fdcsign.com

M.E.P. ENGINEER
WADSWORTH-ONEAL ENGINEERING
6416 COMMERCE PARK DRIVE
FORT MYERS, FLORIDA 33912
PH:(239) 454-5611 FAX:(239) 454-6401
E-MAIL: dan@wadswortheng.com

STRUCTURAL ENGINEER
O.E. OLSEN & ASSOCIATES
3342 TYRONE BOULEVARD NORTH
ST. PETERSBURG, FLORIDA 33710
PH:(727) 345-9397 FAX:(727) 343-3207
E-MAIL: dwo@oeo-eng.com

LANDSCAPE ARCHITECT
PHIL GRAHAM COMPANY, P.A.
418 SECOND STREET NORTH
ST. PETERSBURG, FLORIDA 33701
PH:(727) 821-5225 FAX:(727) 826-1626
E-MAIL: tboop@gpc.com

OWNER:
JMC COMMUNITIES
2201 FOURTH STREET NORTH, SUITE 200
ST. PETERSBURG, FLORIDA 33704
PH:(727) 823-0022 FAX:(727) 821-2007
© JMC COMMUNITIES, INC. 2005

PROJECT:
**RESIDENCES
AT SANDPEARL**
14 UNIT CONDOMINIUM
470 MANDALAY AVENUE
CLEARWATER BEACH, FLORIDA 33756

SEAL:

ISSUED FOR: PERMIT
DATE: 4/5/06

REVISIONS:

No.	DATE	REMARKS

RECORD SET - ISSUED 03/02/2009

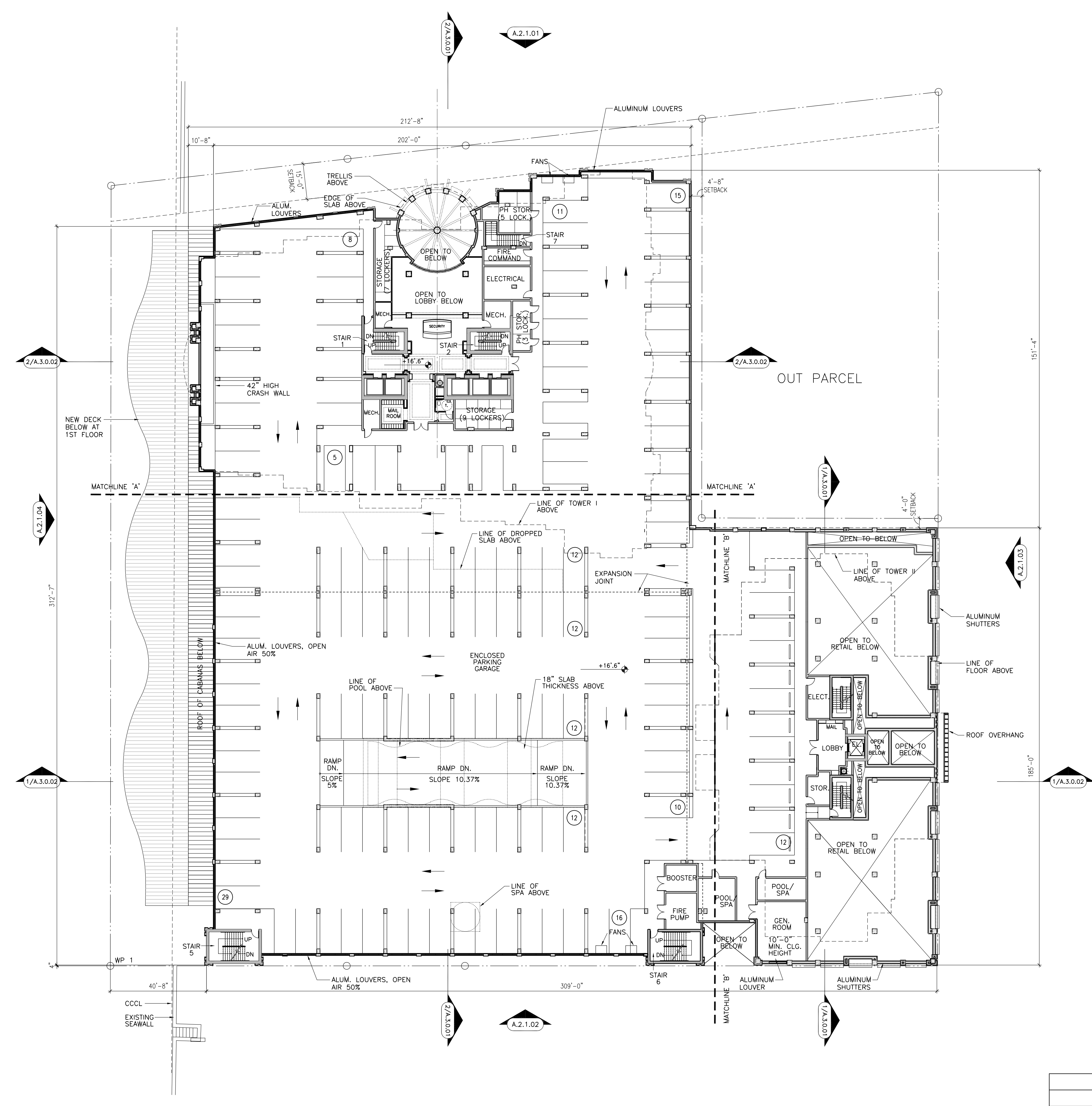
* Disclaimer: This Record Document has been prepared based on information provided by others. Adache Group Architects has not verified the accuracy or completeness of this information and shall not be responsible for any errors or omissions that may be incorporated herewith as a result.

SHEET TITLE:
1ST FLOOR PLAN

ALL IDEAS, DESIGNS, ARRANGEMENTS, PLANS AND SPECIFICATIONS INDICATED OR REPRESENTED BY THIS DRAWING ARE OWNED BY, AND THE PROPERTY OF ADACHE GROUP ARCHITECTS, INC. AND WERE CREATED, EVOLVED AND DEVELOPED FOR USE ON, AND IN CONNECTION WITH, THE SPECIFIED PROJECT. NONE OF THESE IDEAS, PLANS, ARRANGEMENTS, AND SPECIFICATIONS SHALL BE USED BY OR DISCLOSED TO ANY PERSON, CORPORATION OR FIRM FOR ANY PURPOSE WHATSOEVER WITHOUT THE WRITTEN PERMISSION OF ADACHE GROUP ARCHITECTS, INC. VISUAL CONTACT WITH THESE PLANS OR SPECIFICATIONS SHALL CONSTITUTE CONCLUSIVE EVIDENCE OF ACCEPTANCE OF THESE RESTRICTIONS. ALL RIGHTS RESERVED. © 2006

DATE: 10/4/06
SCALE: 1" = 20'-0"
DRAWN BY: CE
CHECKED BY:
JOB NO.: 45.05A

SHEET NO.:
A.1.3.01



LEVEL 2
SCALE: 1" = 20'-0"

FOR ENLARGED LEVEL 2
PLAN SEE SHEET A.1.4.06

PARKING DATA				
PARKING REQUIRED				
USE	NO. OF RES. UNITS/ AREA (S.F.)	CODE CRITERIA	ACCESSIBLE SPACES REQUIRED	TOTAL REQUIRED
CONDOMINIUMS TOWER I	103	1.5/UNIT	4	155
CONDOMINIUMS TOWER II	14	1.5/UNIT	1	21
RETAIL	8,306 SF	4-S SPACES PER 1,000 GFA	1	42
TOTAL	117	-	6	218
PARKING PROVIDED				
LOCATION	LOCATION	STANDARD	ACCESSIBLE	TOTAL PROVIDED
PARKING GARAGE	1ST FL.	146	7	153
	2ND FL.	154	-	154
TOTAL		300	7	307

PROJECT DESIGN TEAM:
ARCHITECTS
 ADACHE GROUP ARCHITECTS, INC.
 550 SOUTH FEDERAL HIGHWAY
 FT. LAUDERDALE, FLORIDA 33301
 PH:(954) 525-6133 FAX:(954) 729-8159
 E-MAIL: info@adache.com
BLOODGOOD SHARP BUSTER
 3816 WEST LINEBAUGH AVENUE, SUITE 212
 TAMPA, FLORIDA 33624
 PH:(813) 285-4808 FAX:(813) 285-4809
 E-MAIL: ebarker@bsbdesign.com
CIVIL ENGINEER
 FLORIDA DESIGN CONSULTANTS
 3030 STARKY BOULEVARD
 NEW PORT RICHEY, FLORIDA 34655
 PH:(727) 849-7588 FAX:(727) 846-9648
 E-MAIL: emaxzu@fdesign.com
M.E.P. ENGINEER
 WADSWORTH-ONEAL ENGINEERING
 6416 COMMERCIAL PARK DRIVE
 FORT MYERS, FLORIDA 33912
 PH:(239) 454-5611 FAX:(239) 454-6401
 E-MAIL: don@wadsworth-eng.com
STRUCTURAL ENGINEER
 O.E. OLSEN & ASSOCIATES
 3342 TYRONE BOULEVARD NORTH
 ST. PETERSBURG, FLORIDA 33710
 PH:(727) 345-0397 FAX:(727) 343-3207
 E-MAIL: dwoel@oeo-eng.com
LANDSCAPE ARCHITECT
 PHIL GRAHAM COMPANY, P.A.
 438 SECOND STREET NORTH
 ST. PETERSBURG, FLORIDA 33701
 PH:(727) 821-5225 FAX:(727) 826-1626
 E-MAIL: thorp@pgca.com

OWNER:
 JMC COMMUNITIES
 2201 FOURTH STREET NORTH, SUITE 200
 ST. PETERSBURG, FLORIDA 33704
 PH:(727) 823-0022 FAX:(727) 821-2007
 © JMC COMMUNITIES, INC. 2005

PROJECT:
RESIDENCES AT SANDPEARL
14 UNIT CONDOMINIUM
 470 MANDALAY AVENUE
 CLEARWATER BEACH, FLORIDA 33756

ISSUED FOR: PERMIT
DATE: 4/5/06

SEAL:

REVISIONS:

No.	DATE	REMARKS

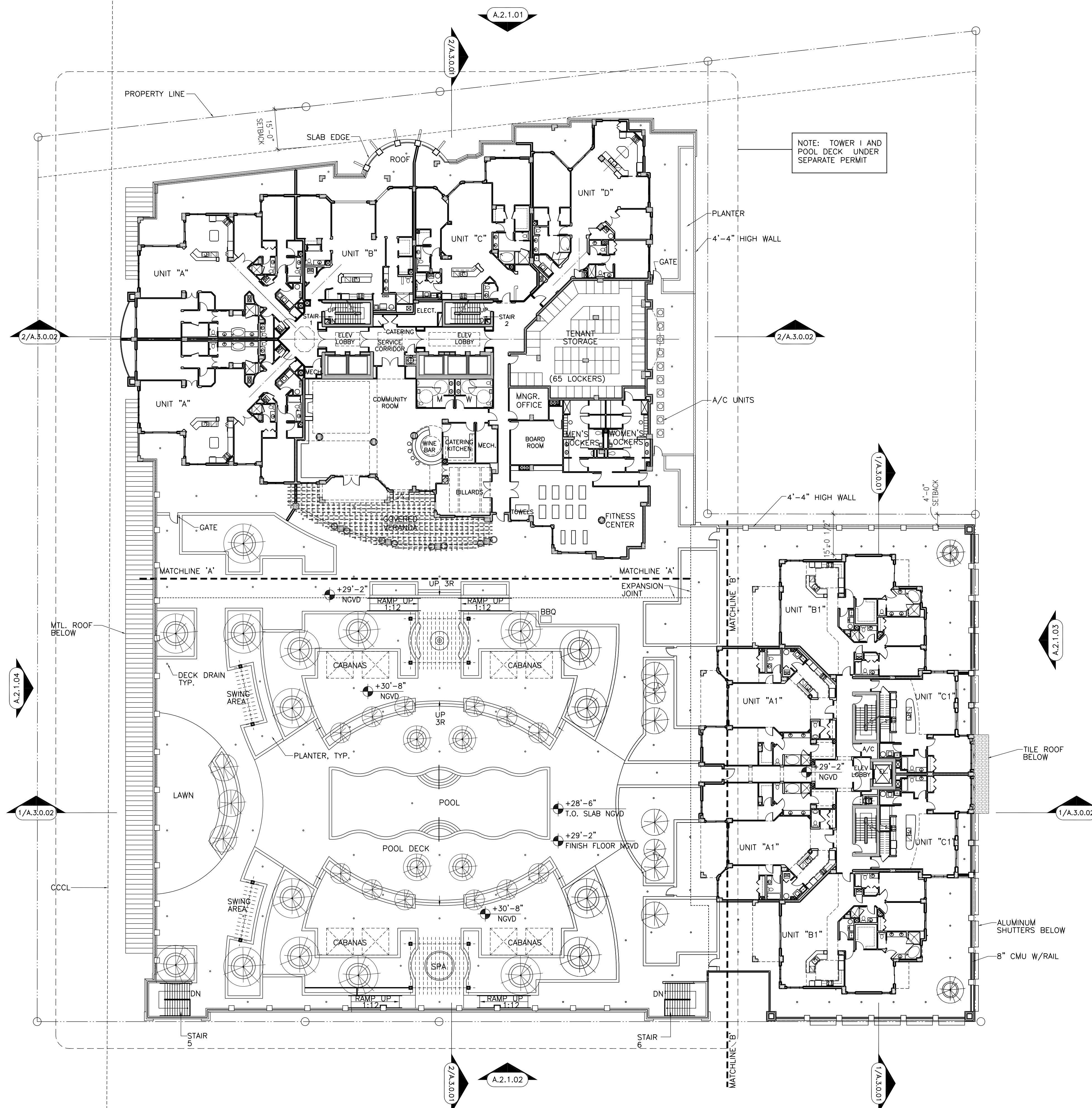
RECORD SET - ISSUED 03/02/2009
 * Disclaimer: This Record Document has been prepared based on information provided by others. Adache Group Architects has not verified the accuracy or completeness of this information and shall not be responsible for any errors or omissions that may be incorporated herewith as a result.

SHEET TITLE:
2ND FLOOR PLAN

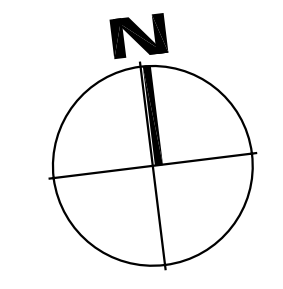
ALL IDEAS, DESIGNS, ARRANGEMENTS, PLANS AND SPECIFICATIONS INDICATED OR REPRESENTED BY THIS DRAWING ARE OWNED BY, AND THE PROPERTY OF ADACHE GROUP ARCHITECTS, INC. AND WERE CREATED, EVOLVED AND DEVELOPED FOR USE ON, AND IN CONNECTION WITH, THE SPECIFIED PROJECT. NONE OF THESE IDEAS, PLANS, ARRANGEMENTS, AND SPECIFICATIONS SHALL BE USED BY OR DISCLOSED TO ANY PERSON, CORPORATION OR FIRM FOR ANY PURPOSE WHATSOEVER WITHOUT THE WRITTEN PERMISSION OF ADACHE GROUP ARCHITECTS, INC. VISUAL CONTACT WITH THESE PLANS OR SPECIFICATIONS SHALL CONSTITUTE CONCLUSIVE EVIDENCE OF ACCEPTANCE OF THESE RESTRICTIONS. ALL RIGHTS RESERVED. © 2006

DATE: 10/4/06
SCALE: 1" = 20'-0"
DRAWN BY: CE
CHECKED BY: CE
JOB NO.: 45.05A

SHEET NO.:
A.1.3.02



LEVEL 3 PODIUM
SCALE: 1" = 20'-0"



PROJECT DESIGN TEAM:

ARCHITECTS
ADACHE GROUP ARCHITECTS, INC.
550 SOUTH FEDERAL HIGHWAY
FT. LAUDERDALE, FLORIDA 33301
PH:(954) 525-8133 FAX:(954) 728-8159
E-MAIL: info@adache.com

BLOODGOOD SHARP BUSTER
3816 WEST LINEBAUGH AVENUE, SUITE 212
TAMPA, FLORIDA 33624
PH:(813) 265-4828 FAX:(813) 285-4809
E-MAIL: sbarker@bbsdesign.com

CIVIL ENGINEER
FLORIDA DESIGN CONSULTANTS
3030 STARKEY BOULEVARD
NEW PORT RICHEY, FLORIDA 34655
PH:(727) 849-7588 FAX:(727) 848-3648
E-MAIL: emazzu@fdesign.com

M.E.P. ENGINEER
WADSWORTH-ONEAL ENGINEERING
6616 COMMERCIAL PARK DRIVE
FORT MYERS, FLORIDA 33912
PH:(239) 454-5611 FAX:(239) 454-5401
E-MAIL: dan@wadswortheng.com

STRUCTURAL ENGINEER
O.E. OLSEN & ASSOCIATES
3342 TYRONE BOULEVARD NORTH
ST. PETERSBURG, FLORIDA 33710
PH:(727) 345-9397 FAX:(727) 343-3207
E-MAIL: dwoel@oeo-eng.com

LANDSCAPE ARCHITECT
PHIL GRAHAM COMPANY, P.A.
418 SECOND STREET NORTH
ST. PETERSBURG, FLORIDA 33701
PH:(727) 821-5225 FAX:(727) 826-1626
E-MAIL: tbooth@pgca.com

OWNER:

JMC COMMUNITIES
2201 FOURTH STREET NORTH, SUITE 200
ST. PETERSBURG, FLORIDA 33704
PH:(727) 823-0022 FAX:(727) 821-2007
© JMC COMMUNITIES, INC. 2005

PROJECT:

RESIDENCES AT SANDPEARL
14 UNIT CONDOMINIUM
470 MANDALAY AVENUE
CLEARWATER BEACH, FLORIDA 33756

SEAL:

ISSUED FOR: PERMIT

DATE: 4/5/06

REVISIONS:

No.	DATE	REMARKS

RECORD SET - ISSUED 03/02/2009

* Disclaimer: This Record Document has been prepared based on information provided by others. Adache Group Architects has not verified the accuracy or completeness of this information and shall not be responsible for any errors or omissions that may be incorporated herein as a result.

SHEET TITLE:

3RD FLOOR PLAN

ALL IDEAS, DESIGNS, ARRANGEMENTS, PLANS AND SPECIFICATIONS INDICATED OR REPRESENTED BY THIS DRAWING ARE OWNED BY, AND THE PROPERTY OF ADACHE GROUP ARCHITECTS, INC. AND WERE CREATED, EVOLVED AND DEVELOPED FOR USE ON, AND IN CONNECTION WITH, THE SPECIFIED PROJECT. NONE OF THESE IDEAS, PLANS, ARRANGEMENTS, AND SPECIFICATIONS SHALL BE USED BY OR DISCLOSED TO ANY PERSON, CORPORATION OR FIRM FOR ANY PURPOSE WHATSOEVER WITHOUT THE WRITTEN PERMISSION OF ADACHE GROUP ARCHITECTS, INC. VISUAL CONTACT WITH THESE PLANS OR SPECIFICATIONS SHALL CONSTITUTE CONCLUSIVE EVIDENCE OF ACCEPTANCE OF THESE RESTRICTIONS. ALL RIGHTS RESERVED. © 2006

DATE: 10/4/06

SCALE: 1" = 20'-0"

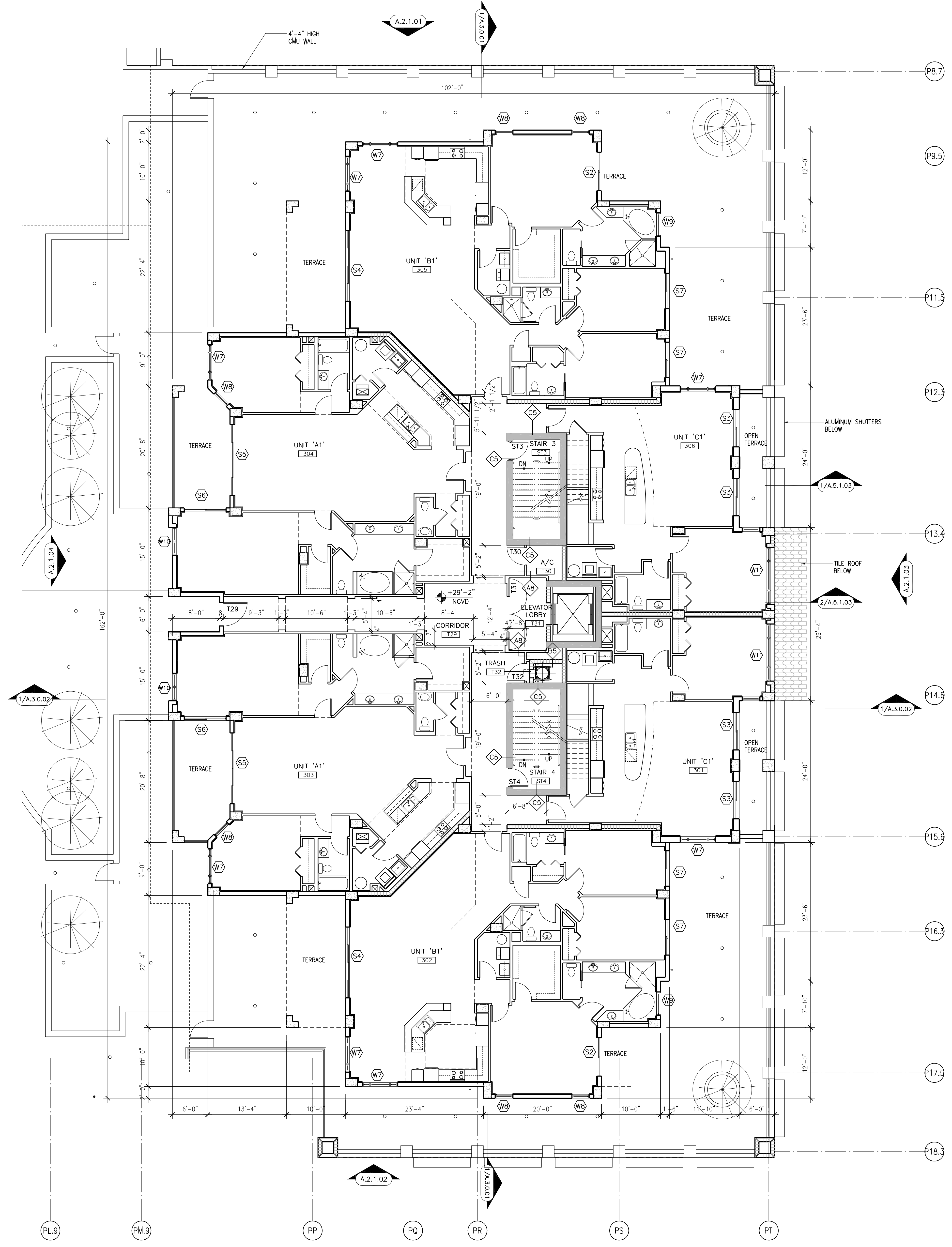
DRAWN BY: CE

CHECKED BY: CE

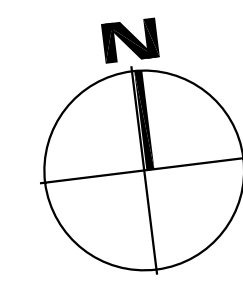
JOB NO.: 45.05A

SHEET NO.:

A1.3.03



TOWER II 3RD FLOOR PLAN
 SCALE: 1/8" = 1'-0"



SEE SHEETS
 A.1.4.16 - A.1.4.18 FOR
 ENLARGED UNIT PLANS

PROJECT DESIGN TEAM:
ARCHITECTS
 ADACHE GROUP ARCHITECTS, INC.
 550 SOUTH FEDERAL HIGHWAY
 FT. LAUDERDALE, FLORIDA 33301
 PH:(954) 525-8133 FAX:(954) 728-8159
 E-MAIL: info@adache.com
BLOODGOOD SHARP BUSTER
 3816 WEST LINEBAUGH AVENUE, SUITE 212
 TAMPA, FLORIDA 33624
 PH:(813) 265-4808 FAX:(813) 265-4809
 E-MAIL: ebarker@bbsbdesign.com
CIVIL ENGINEER
 FLORIDA DESIGN CONSULTANTS
 3030 STARKEY BOULEVARD
 NEW PORT RICHEY, FLORIDA 34655
 PH:(727) 849-7588 FAX:(727) 848-3648
 E-MAIL: emaxzur@fdesign.com
M.E.P. ENGINEER
 WADSWORTH-ONEAL ENGINEERING
 6416 COMMERCE PARK DRIVE
 FORT MYERS, FLORIDA 33912
 PH:(239) 454-5611 FAX:(239) 454-5401
 E-MAIL: dan@wadswortheng.com
STRUCTURAL ENGINEER
 O.E. OLSEN & ASSOCIATES
 3342 TYRONE BOULEVARD NORTH
 ST. PETERSBURG, FLORIDA 33710
 PH:(727) 345-0397 FAX:(727) 343-3207
 E-MAIL: dwoelf@oeo-eng.com
LANDSCAPE ARCHITECT
 PHIL GRAHAM COMPANY, P.A.
 408 SECOND STREET NORTH
 ST. PETERSBURG, FLORIDA 33701
 PH:(727) 821-5225 FAX:(727) 826-1626
 E-MAIL: tbooth@pgca.com

OWNER:
 JMC COMMUNITIES
 2201 FOURTH STREET NORTH, SUITE 200
 ST. PETERSBURG, FLORIDA 33704
 PH:(727) 823-0022 FAX:(727) 821-2007
 © JMC COMMUNITIES, INC. 2005

PROJECT:
**RESIDENCES
 AT SANDPEARL**
 14 UNIT CONDOMINIUM
 470 MANDALAY AVENUE
 CLEARWATER BEACH, FLORIDA 33756

SEAL:

ISSUED FOR: PERMIT
DATE: 4/5/06

REVISIONS:

No.	DATE	REMARKS

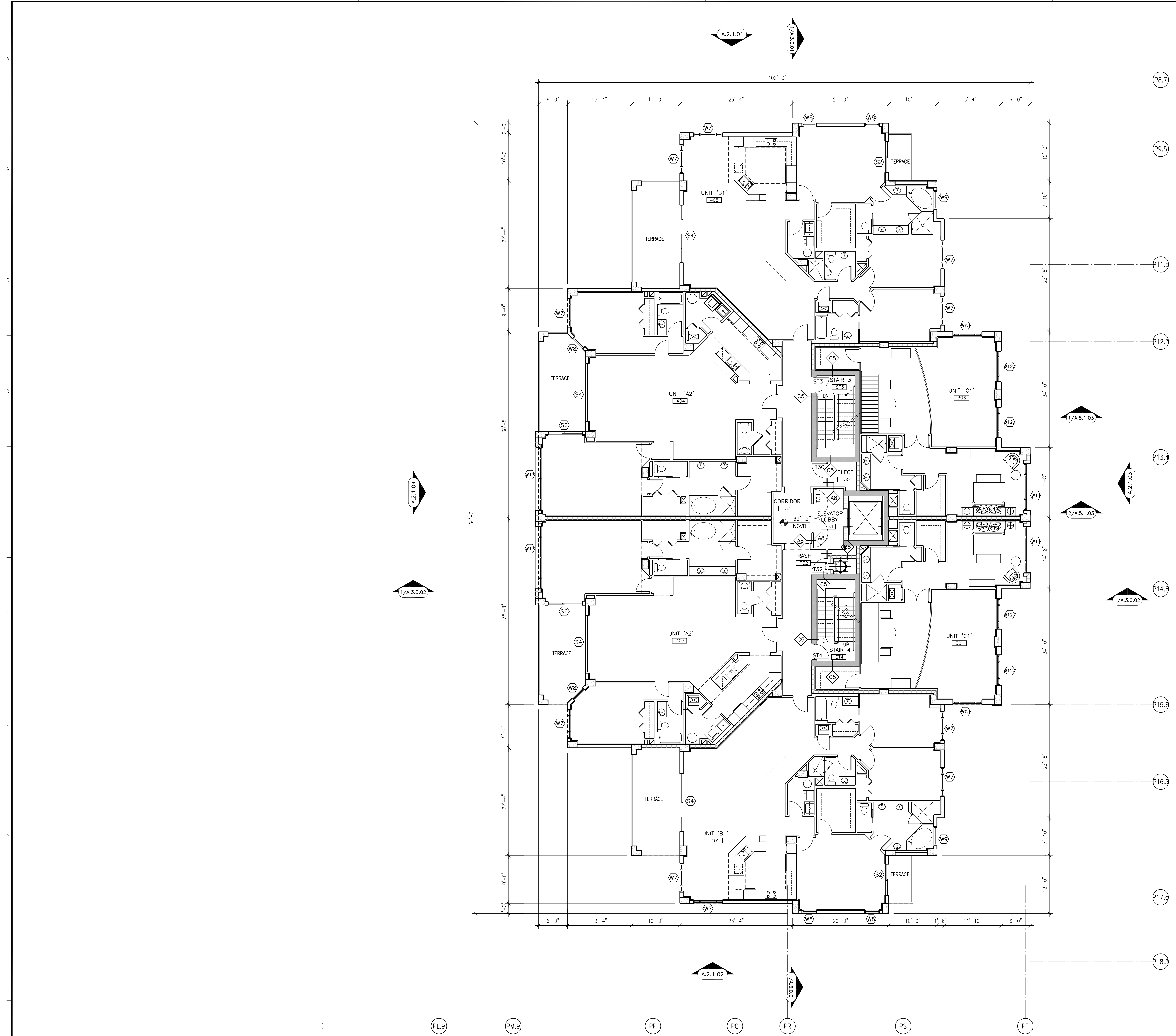
RECORD SET - ISSUED 03/02/2009
 * Disclaimer: This Record Document has been prepared based on information provided by others. Adache Group Architects has not verified the accuracy or completeness of this information and shall not be responsible for any errors or omissions that may be incorporated herein as a result.

SHEET TITLE:
**TOWER II 3RD FLOOR
 PLAN (POOL DECK)**

ALL IDEAS, DESIGNS, ARRANGEMENTS, PLANS AND SPECIFICATIONS INDICATED OR REPRESENTED BY THIS DRAWING ARE OWNED BY, AND THE PROPERTY OF ADACHE GROUP ARCHITECTS, INC. AND WERE CREATED, EVOLVED AND DEVELOPED FOR USE ON, AND IN CONNECTION WITH, THE SPECIFIED PROJECT. NONE OF THESE IDEAS, PLANS, ARRANGEMENTS, AND SPECIFICATIONS SHALL BE USED BY OR DISCLOSED TO ANY PERSON, CORPORATION OR FIRM FOR ANY PURPOSE WHATSOEVER WITHOUT THE WRITTEN PERMISSION OF ADACHE GROUP ARCHITECTS, INC. VISUAL CONTACT WITH THESE PLANS OR SPECIFICATIONS SHALL CONSTITUTE CONCLUSIVE EVIDENCE OF ACCEPTANCE OF THESE RESTRICTIONS. ALL RIGHTS RESERVED. © 2006

DATE: 10/4/06
SCALE: 1/8" = 1'-0"
DRAWN BY: CE
CHECKED BY: CE
JOB NO.: D5.05A

SHEET NO.:
A.1.3.08



TOWER II 4TH FLOOR PLAN

SCALE: 1/8" = 1'-0"

SEE SHEETS
A.1.4.16 - A.1.4.18 FOR
ENLARGED UNIT PLANS

PROJECT DESIGN TEAM:

ARCHITECTS
ADACHE GROUP ARCHITECTS, INC.
550 SOUTH FEDERAL HIGHWAY
FT. LAUDERDALE, FLORIDA 33301
PH:(954) 525-1133 FAX:(954) 728-8159
E-MAIL: info@adache.com

BLOODGOOD SHARP BUSTER
3816 WEST LINEBAUGH AVENUE, SUITE 212
TAMPA, FLORIDA 33604
PH:(813) 285-4808 FAX:(813) 285-4809
E-MAIL: ebarker@bsbdesign.com

CIVIL ENGINEER
FLORIDA DESIGN CONSULTANTS
3030 STARKEY BOULEVARD
NEW PORT RICHEY, FLORIDA 34655
PH:(727) 849-7588 FAX:(727) 848-3648
E-MAIL: emaxzur@fdesign.com

M.E.P. ENGINEER
WADSWORTH-ONEAL ENGINEERING
6816 COMMERCE PARK DRIVE
FORT MYERS, FLORIDA 33912
PH:(239) 454-5511 FAX:(239) 454-5401
E-MAIL: don@wadsworth-eng.com

STRUCTURAL ENGINEER
O.E. OLSEN & ASSOCIATES
3342 TYRONE BOULEVARD NORTH
ST. PETERSBURG, FLORIDA 33710
PH:(727) 345-0397 FAX:(727) 343-3207
E-MAIL: dwoell@oeo-eng.com

LANDSCAPE ARCHITECT
PHIL GRAHAM COMPANY, P.A.
418 SECOND STREET NORTH
ST. PETERSBURG, FLORIDA 33701
PH:(727) 821-5225 FAX:(727) 826-1626
E-MAIL: tbooth@pgca.com

OWNER:
JMC COMMUNITIES
2201 FOURTH STREET NORTH, SUITE 200
ST. PETERSBURG, FLORIDA 33704
PH:(727) 823-0022 FAX:(727) 821-2007
© JMC COMMUNITIES, INC. 2005

PROJECT:
RESIDENCES AT SANDPEARL
14 UNIT CONDOMINIUM
470 MANDALAY AVENUE
CLEARWATER BEACH, FLORIDA 33756

SEAL:

ISSUED FOR: PERMIT
DATE: 4/5/06

REVISIONS:

No.	DATE	REMARKS

RECORD SET - ISSUED 03/02/2009

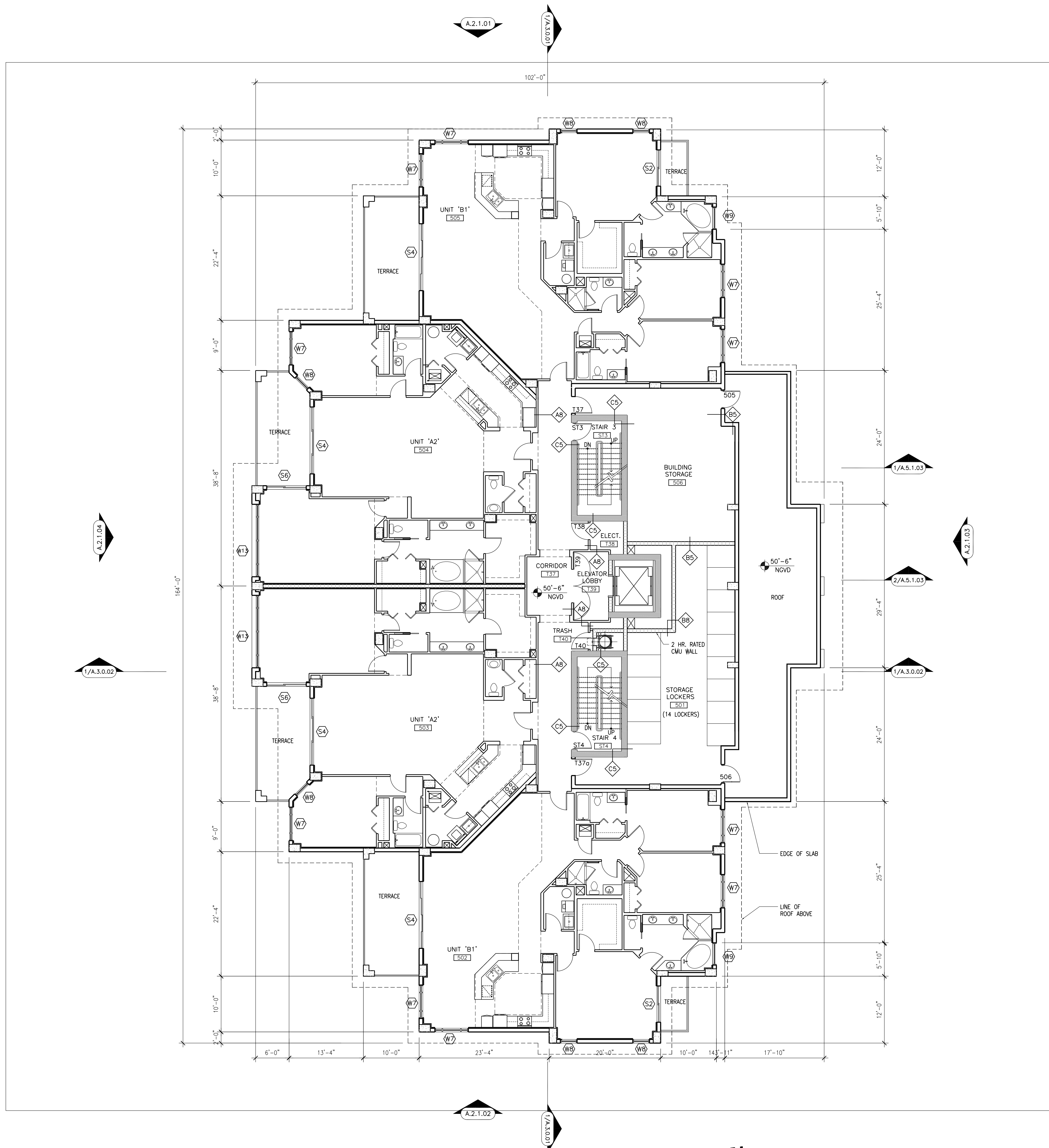
* Disclaimer: This Record Document has been prepared based on information provided by others. Adache Group Architects has not verified the accuracy or completeness of this information and shall not be responsible for any errors or omissions that may be incorporated herein as a result.

SHEET TITLE:
TOWER II
4TH FLOOR PLAN

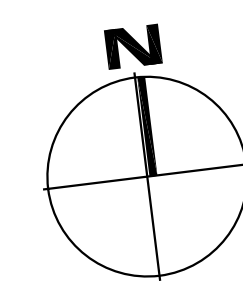
ALL IDEAS, DESIGNS, ARRANGEMENTS, PLANS AND SPECIFICATIONS INDICATED OR REPRESENTED BY THIS DRAWING ARE OWNED BY, AND THE PROPERTY OF ADACHE GROUP ARCHITECTS, INC. AND WERE CREATED, EVOLVED AND DEVELOPED FOR USE ON, AND IN CONNECTION WITH, THE SPECIFIED PROJECT. NONE OF THESE IDEAS, PLANS, ARRANGEMENTS, AND SPECIFICATIONS SHALL BE USED BY OR DISCLOSED TO ANY PERSON, CORPORATION OR FIRM FOR ANY PURPOSE WHATSOEVER WITHOUT THE WRITTEN PERMISSION OF ADACHE GROUP ARCHITECTS, INC. VISUAL CONTACT WITH THESE PLANS OR SPECIFICATIONS SHALL CONSTITUTE CONCLUSIVE EVIDENCE OF ACCEPTANCE OF THESE RESTRICTIONS. ALL RIGHTS RESERVED. © 2006

DATE: 10/4/06
SCALE: 1/8" = 1'-0"
DRAWN BY: CE
CHECKED BY: CE
JOB NO.: 45.05A

SHEET NO.:
A1.3.09



TOWER II 5TH FLOOR PLAN
SCALE: 1/8" = 1'-0"



SEE SHEETS
A.1.4.16 - A.1.4.18 FOR
ENLARGED UNIT PLANS

- PROJECT DESIGN TEAM:**
- ARCHITECTS**
ADACHE GROUP ARCHITECTS, INC.
550 SOUTH FEDERAL HIGHWAY
FT. LAUDERDALE, FLORIDA 33301
PH:(954) 525-8133 FAX:(954) 726-8159
E-MAIL: info@adache.com
 - BLOODGOOD SHARP BUSTER**
3816 WEST LINEBAUGH AVENUE, SUITE 212
TAMPA, FLORIDA 33624
PH:(813) 285-4808 FAX:(813) 285-4809
E-MAIL: sbarker@bshbdesign.com
 - CIVIL ENGINEER**
FLORIDA DESIGN CONSULTANTS
3030 STARKY BOULEVARD
NEW PORT RICHEY, FLORIDA 34655
PH:(727) 849-7588 FAX:(727) 846-3648
E-MAIL: emaxzur@fdesign.com
 - M.E.P. ENGINEER**
WADSWORTH-ONEAL ENGINEERING
6416 COMMERCE PARK DRIVE
FORT MYERS, FLORIDA 33912
PH:(239) 454-5511 FAX:(239) 454-5401
E-MAIL: dan@wadsworth-eng.com
 - STRUCTURAL ENGINEER**
O.E. OLSEN & ASSOCIATES
3342 TYRONE BOULEVARD NORTH
ST. PETERSBURG, FLORIDA 33710
PH:(727) 345-0397 FAX:(727) 343-3207
E-MAIL: dwoelf@oeeo-eng.com
 - LANDSCAPE ARCHITECT**
PHIL GRAHAM COMPANY, P.A.
418 SECOND STREET NORTH
ST. PETERSBURG, FLORIDA 33701
PH:(727) 821-5225 FAX:(727) 826-1626
E-MAIL: tbooth@pgca.com

OWNER:
JMC COMMUNITIES
2201 FOURTH STREET NORTH, SUITE 200
ST. PETERSBURG, FLORIDA 33704
PH:(727) 823-0022 FAX:(727) 821-2007
© JMC COMMUNITIES, INC. 2005

PROJECT:
**RESIDENCES
AT SANDPEARL**
14 UNIT CONDOMINIUM
470 MANDALAY AVENUE
CLEARWATER BEACH, FLORIDA 33756

SEAL:

ISSUED FOR: PERMIT
DATE: 4/5/06

REVISIONS:

No.	DATE	REMARKS

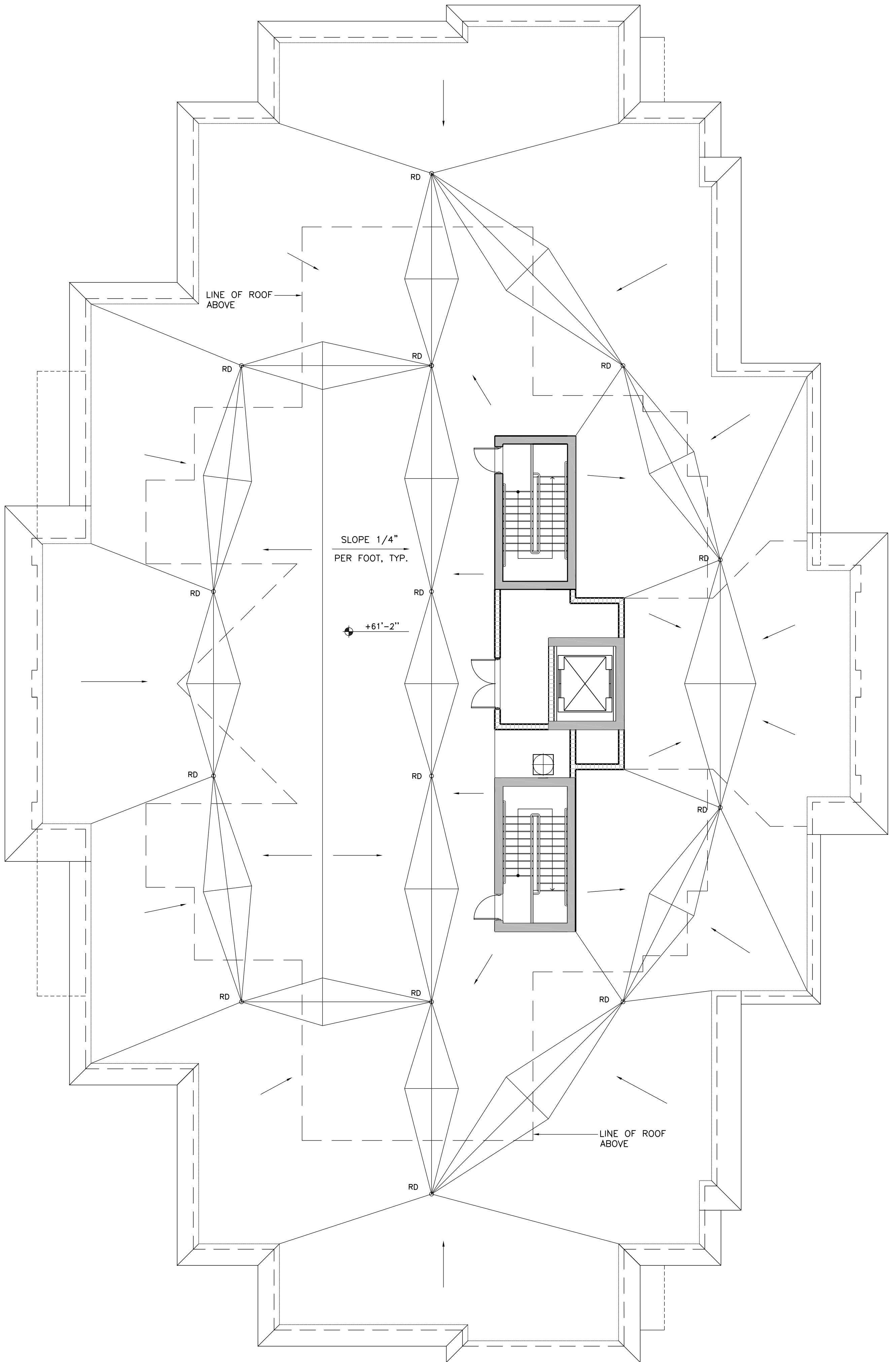
RECORD SET - ISSUED 03/02/2009
* Disclaimer: This Record Document has been prepared based on information provided by others. Adache Group Architects has not verified the accuracy or completeness of this information and shall not be responsible for any errors or omissions that may be incorporated herewith as a result.

SHEET TITLE:
**TOWER II
5TH FLOOR PLAN**

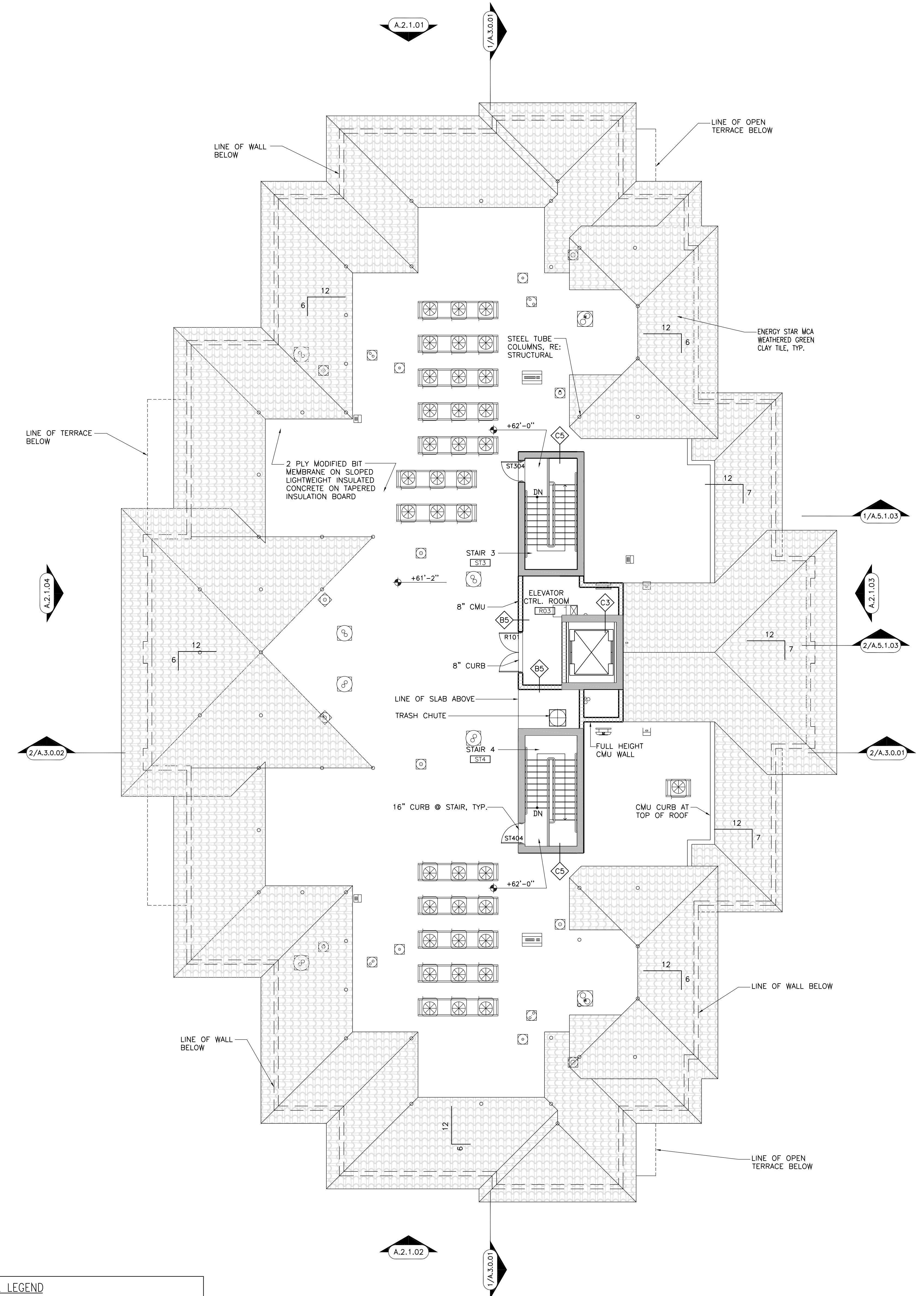
ALL IDEAS, DESIGNS, ARRANGEMENTS, PLANS AND SPECIFICATIONS INDICATED OR REPRESENTED BY THIS DRAWING ARE OWNED BY, AND THE PROPERTY OF ADACHE GROUP ARCHITECTS, INC. AND WERE CREATED, EVOLVED AND DEVELOPED FOR USE ON, AND IN CONNECTION WITH, THE SPECIFIED PROJECT. NONE OF THESE IDEAS, PLANS, ARRANGEMENTS, AND SPECIFICATIONS SHALL BE USED BY OR DISCLOSED TO ANY PERSON, CORPORATION OR FIRM FOR ANY PURPOSE WHATSOEVER WITHOUT THE WRITTEN PERMISSION OF ADACHE GROUP ARCHITECTS, INC. VISUAL CONTACT WITH THESE PLANS OR SPECIFICATIONS SHALL CONSTITUTE CONCLUSIVE EVIDENCE OF ACCEPTANCE OF THESE RESTRICTIONS. ALL RIGHTS RESERVED. © 2006

DATE: 10/4/06
SCALE: 1/8" = 1'-0"
DRAWN BY: CE
CHECKED BY: CE
JOB NO.: 45.05A



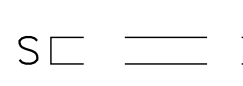

SHEET NO.:
A1.3.10

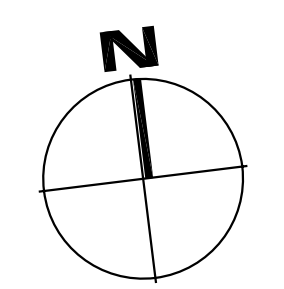


ROOF DRAIN PLAN
SCALE: 1/8" = 1'-0"



TOWER II ROOF PLAN
SCALE: 1/8" = 1'-0"

SYMBOL LEGEND	
	CAST IN PLACE CURVED RIGGING SLEEVE
	CAST IN PLACE ROOF ANCHOR
	8 X 14 ALUMINUM ROOF SCUPPER
	ROOF DRAIN



PROJECT DESIGN TEAM:
ARCHITECTS
 ADACHE GROUP ARCHITECTS, INC.
 550 SOUTH FEDERAL HIGHWAY
 FT. LAUDERDALE, FLORIDA 33301
 PH:(954) 525-8133 FAX:(954) 728-8159
 E-MAIL: info@adache.com
BLOODGOOD SHARP BUSTER
 3816 WEST LINEBAUGH AVENUE, SUITE 212
 TAMPA, FLORIDA 33624
 PH:(813) 285-4828 FAX:(813) 285-4809
 E-MAIL: sbarker@bsbdesign.com
CIVIL ENGINEER
 FLORIDA DESIGN CONSULTANTS
 3030 STARKEY BOULEVARD
 NEW PORT RICHEY, FLORIDA 34655
 PH:(727) 849-7558 FAX:(727) 848-3648
 E-MAIL: emaxzur@fdcsign.com
M.E.P. ENGINEER
 WADSWORTH-ONEAL ENGINEERING
 6416 COMMERCIAL PARK DRIVE
 FORT MYERS, FLORIDA 33912
 PH:(239) 454-5511 FAX:(239) 454-5401
 E-MAIL: don@wadsworth-eng.com
STRUCTURAL ENGINEER
 O.E. OLSEN & ASSOCIATES
 3342 TYRONE BOULEVARD NORTH
 ST. PETERSBURG, FLORIDA 33710
 PH:(727) 345-9397 FAX:(727) 343-3207
 E-MAIL: dwoell@oeeo-eng.com
LANDSCAPE ARCHITECT
 PHIL GRAHAM COMPANY, P.A.
 416 SECOND STREET NORTH
 ST. PETERSBURG, FLORIDA 33701
 PH:(727) 821-5225 FAX:(727) 826-1626
 E-MAIL: tbroop@pgcpl.com

OWNER:
 JMC COMMUNITIES
 2201 FOURTH STREET NORTH, SUITE 200
 ST. PETERSBURG, FLORIDA 33704
 PH:(727) 823-0022 FAX:(727) 821-2007
 © JMC COMMUNITIES, INC. 2005

PROJECT:
RESIDENCES AT SANDPEARL
 14 UNIT CONDOMINIUM
 470 MANDALAY AVENUE
 CLEARWATER BEACH, FLORIDA 33756

SEAL:

ISSUED FOR: PERMIT
DATE: 4/5/06

REVISIONS:		
No.	DATE	REMARKS

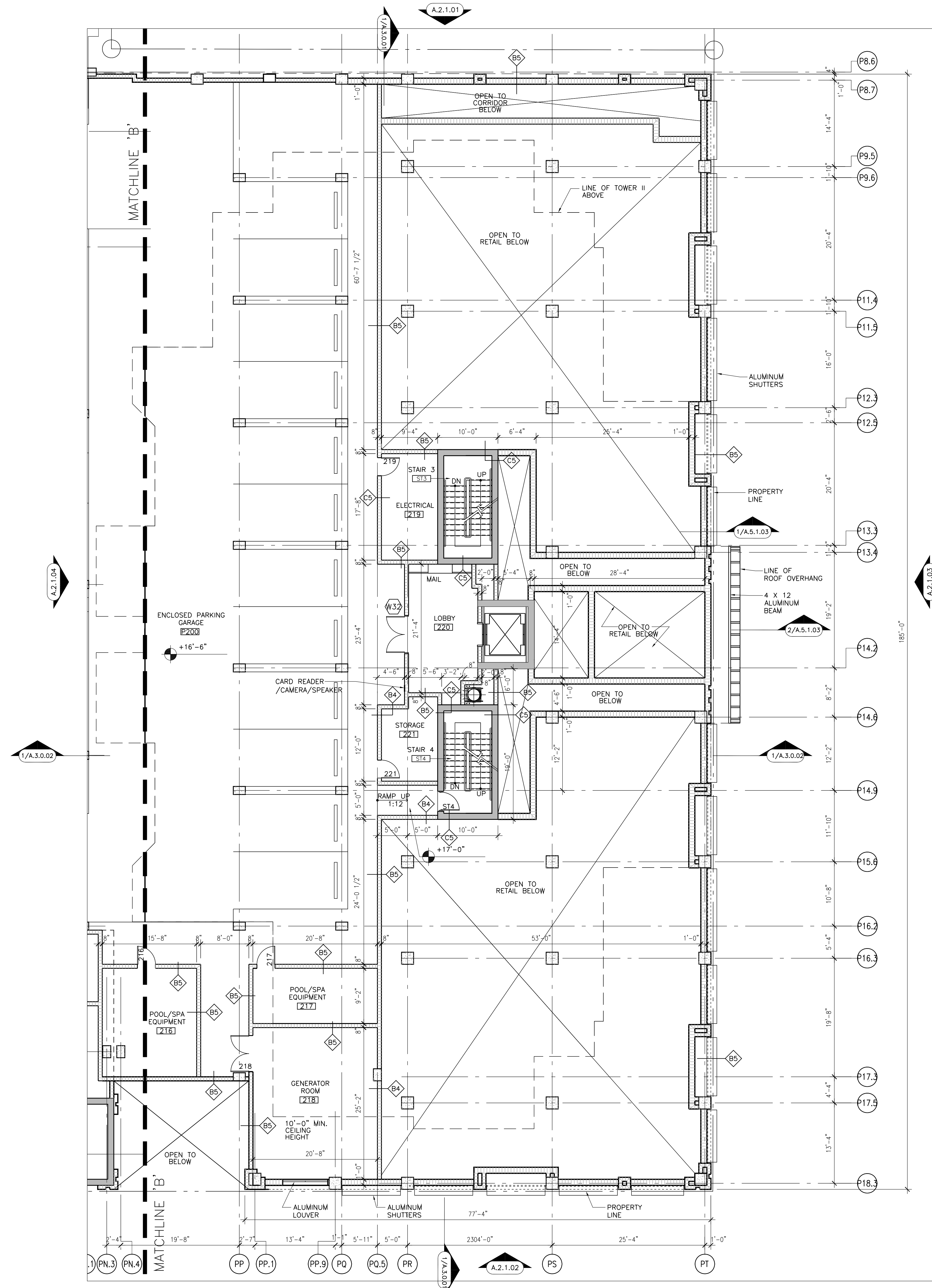
RECORD SET - ISSUED 03/02/2009
 * Disclaimer: This Record Document has been prepared based on information provided by others. Adache Group Architects has not verified the accuracy or completeness of this information and shall not be responsible for any errors or omissions that may be incorporated herein as a result.

SHEET TITLE:
TOWER II ROOF PLAN

ALL IDEAS, DESIGNS, ARRANGEMENTS, PLANS AND SPECIFICATIONS INDICATED OR REPRESENTED BY THIS DRAWING ARE OWNED BY, AND THE PROPERTY OF ADACHE GROUP ARCHITECTS, INC. AND WERE CREATED, EVOLVED AND DEVELOPED FOR USE ON, AND IN CONNECTION WITH, THE SPECIFIED PROJECT. NONE OF THESE IDEAS, PLANS, ARRANGEMENTS, AND SPECIFICATIONS SHALL BE USED BY OR DISCLOSED TO ANY PERSON, CORPORATION OR FIRM FOR ANY PURPOSE WHATSOEVER WITHOUT THE WRITTEN PERMISSION OF ADACHE GROUP ARCHITECTS, INC. VISUAL CONTACT WITH THESE PLANS OR SPECIFICATIONS SHALL CONSTITUTE CONCLUSIVE EVIDENCE OF ACCEPTANCE OF THESE RESTRICTIONS. ALL RIGHTS RESERVED. © 2006

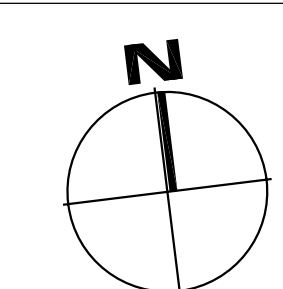
DATE: 10/4/06
SCALE: 1/8" = 1'-0"
DRAWN BY: CE
CHECKED BY: CE
JOB NO.: 45.05A

SHEET NO.:
A.1.3.11



LEVEL 2-ENLARGED PLAN

SCALE: 1/8" = 1'-0"



PROJECT DESIGN TEAM:

ARCHITECTS
ADACHE GROUP ARCHITECTS, INC.
550 SOUTH FEDERAL HIGHWAY
FT. LAUDERDALE, FLORIDA 33301
PH (954) 525-1133 FAX (954) 728-8159
E-MAIL: info@adache.com

BLOODGOOD SHARP BUSTER
3816 WEST LINEBAUGH AVENUE, SUITE 212
TAMPA, FLORIDA 33624
PH (813) 285-4928 FAX (813) 285-4899
E-MAIL: sbarker@sbobdesign.com

CIVIL ENGINEER
FLORIDA DESIGN CONSULTANTS
3030 STARKY BOULEVARD
NEW PORT RICHEY, FLORIDA 34655
PH (727) 849-7588 FAX (727) 846-3648
E-MAIL: emazur@fdesign.com

M.E.P. ENGINEER
WADSWORTH-ONEAL ENGINEERING
6416 COMMERCIAL PARK DRIVE
FORT MYERS, FLORIDA 33912
PH (239) 454-5511 FAX (239) 454-5401
E-MAIL: don@wadswortheng.com

STRUCTURAL ENGINEER
O.E. OLSEN & ASSOCIATES
3342 TYRONE BOULEVARD NORTH
ST. PETERSBURG, FLORIDA 33710
PH (727) 345-9397 FAX (727) 343-3207
E-MAIL: dwoell@oeo-eng.com

LANDSCAPE ARCHITECT
PHIL GRAHAM COMPANY, P.A.
418 SECOND STREET NORTH
ST. PETERSBURG, FLORIDA 33701
PH (727) 821-5225 FAX (727) 826-1626
E-MAIL: tbooth@pgcs.com

OWNER:

JMC COMMUNITIES
2201 FOURTH STREET NORTH, SUITE 200
ST. PETERSBURG, FLORIDA 33704
PH (727) 823-0022 FAX (727) 821-2007
© JMC COMMUNITIES, INC. 2005

PROJECT:

RESIDENCES AT SANDPEARL
14 UNIT CONDOMINIUM
470 MANDALAY AVENUE
CLEARWATER BEACH, FLORIDA 33756

SEAL:

ISSUED FOR: PERMIT

DATE: 4/5/06

REVISIONS:

No.	DATE	REMARKS

RECORD SET - ISSUED 03/02/2009

*Disclaimer: This Record Document has been prepared based on information provided by others. Adache Group Architects has not verified the accuracy or completeness of this information and shall not be responsible for any errors or omissions that may be incorporated hereinto as a result.

SHEET TITLE:

ENLARGED LEVEL 2 PLAN

ALL IDEAS, DESIGNS, ARRANGEMENTS, PLANS AND SPECIFICATIONS INDICATED OR REPRESENTED BY THIS DRAWING ARE OWNED BY, AND THE PROPERTY OF ADACHE GROUP ARCHITECTS, INC. AND WERE CREATED, EVOLVED AND DEVELOPED FOR USE ON, AND IN CONNECTION WITH, THE SPECIFIED PROJECT. NONE OF THESE IDEAS, PLANS, ARRANGEMENTS, AND SPECIFICATIONS SHALL BE USED BY OR DISCLOSED TO ANY PERSON, CORPORATION OR FIRM FOR ANY PURPOSE WHATSOEVER WITHOUT THE WRITTEN PERMISSION OF ADACHE GROUP ARCHITECTS, INC. VISUAL CONTACT WITH THESE PLANS OR SPECIFICATIONS SHALL CONSTITUTE CONCLUSIVE EVIDENCE OF ACCEPTANCE OF THESE RESTRICTIONS. ALL RIGHTS RESERVED. © 2006

DATE: 10/4/06

SCALE: 1/8" = 1'-0"

DRAWN BY: CE

CHECKED BY: CE

JOB NO.: 45.05A

SHEET NO.:

A.1.4.06

PROJECT DESIGN TEAM:

ARCHITECTS
 ADACHE GROUP ARCHITECTS, INC.
 550 SOUTH FEDERAL HIGHWAY
 FT. LAUDERDALE, FLORIDA 33301
 PH:(954) 525-6133 FAX:(954) 729-8159
 E-MAIL: info@adache.com

BLOODGOOD SHARP BUSTER
 3816 WEST LINEBAUGH AVENUE, SUITE 212
 TAMPA, FLORIDA 33604
 PH:(813) 265-4828 FAX:(813) 265-4899
 E-MAIL: sbarker@bsbdesign.com

CIVIL ENGINEER
 FLORIDA DESIGN CONSULTANTS
 3030 STARKEY BOULEVARD
 NEW PORT RICHEY, FLORIDA 34655
 PH:(727) 849-7588 FAX:(727) 846-3648
 E-MAIL: emazzu@fdcsign.com

M.E.P. ENGINEER
 WADSWORTH-ONEAL ENGINEERING
 6418 COMMERCE PARK DRIVE
 FORT MYERS, FLORIDA 33912
 PH:(239) 454-5511 FAX:(239) 454-5401
 E-MAIL: dan@wadsworth-eng.com

STRUCTURAL ENGINEER
 O.E. OLSEN & ASSOCIATES
 3342 TYRONE BOULEVARD NORTH
 ST. PETERSBURG, FLORIDA 33710
 PH:(727) 345-9397 FAX:(727) 343-3207
 E-MAIL: dwoel@oee-eng.com

LANDSCAPE ARCHITECT
 PHIL GRAHAM COMPANY, P.A.
 418 SECOND STREET NORTH
 ST. PETERSBURG, FLORIDA 33710
 PH:(727) 821-5225 FAX:(727) 826-1626
 E-MAIL: phil@pgc.com

OWNER:

JMC COMMUNITIES
 2201 FOURTH STREET NORTH, SUITE 200
 ST. PETERSBURG, FLORIDA 33704
 PH:(727) 823-0022 FAX:(727) 821-2007

© JMC COMMUNITIES, INC. 2005

PROJECT:

RESIDENCES AT SANDPEARL
 14 UNIT CONDOMINIUM
 470 MANDALAY AVENUE
 CLEARWATER BEACH, FLORIDA 33756

SEAL:

ISSUED FOR: PERMIT
DATE: 7/18/05

REVISIONS:

No.	DATE	REMARKS

RECORD SET - ISSUED 03/02/2009

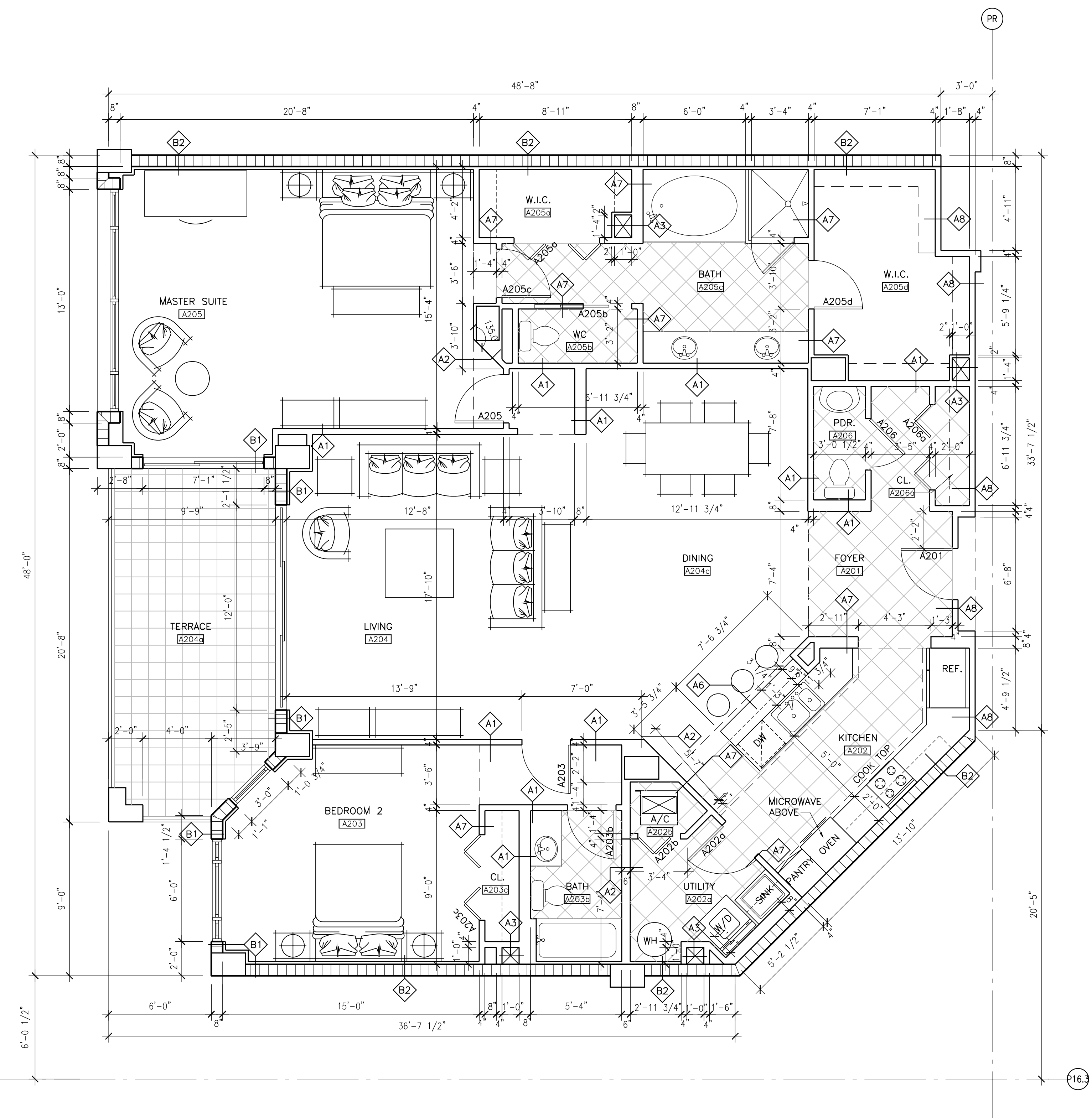
* Disclaimer: This Record Document has been prepared based on information provided by others. Adache Group Architects has not verified the accuracy or completeness of this information and shall not be responsible for any errors or omissions that may be incorporated herein as a result.

SHEET TITLE:
TOWER II ENLARGED UNIT TYPE 'A1' & 'A2' PLANS

ALL IDEAS, DESIGNS, ARRANGEMENTS, PLANS AND SPECIFICATIONS INDICATED OR REPRESENTED BY THIS DRAWING ARE OWNED BY, AND THE PROPERTY OF ADACHE GROUP ARCHITECTS, INC. AND WERE CREATED, EVOLVED AND DEVELOPED FOR USE ON, AND IN CONNECTION WITH, THE SPECIFIED PROJECT. NONE OF THESE IDEAS, PLANS, ARRANGEMENTS, AND SPECIFICATIONS SHALL BE USED BY OR DISCLOSED TO ANY PERSON, CORPORATION OR FIRM FOR ANY PURPOSE WHATSOEVER WITHOUT THE WRITTEN PERMISSION OF ADACHE GROUP ARCHITECTS, INC. VISUAL CONTACT WITH THESE PLANS OR SPECIFICATIONS SHALL CONSTITUTE CONCLUSIVE EVIDENCE OF ACCEPTANCE OF THESE RESTRICTIONS. ALL RIGHTS RESERVED. © 2006

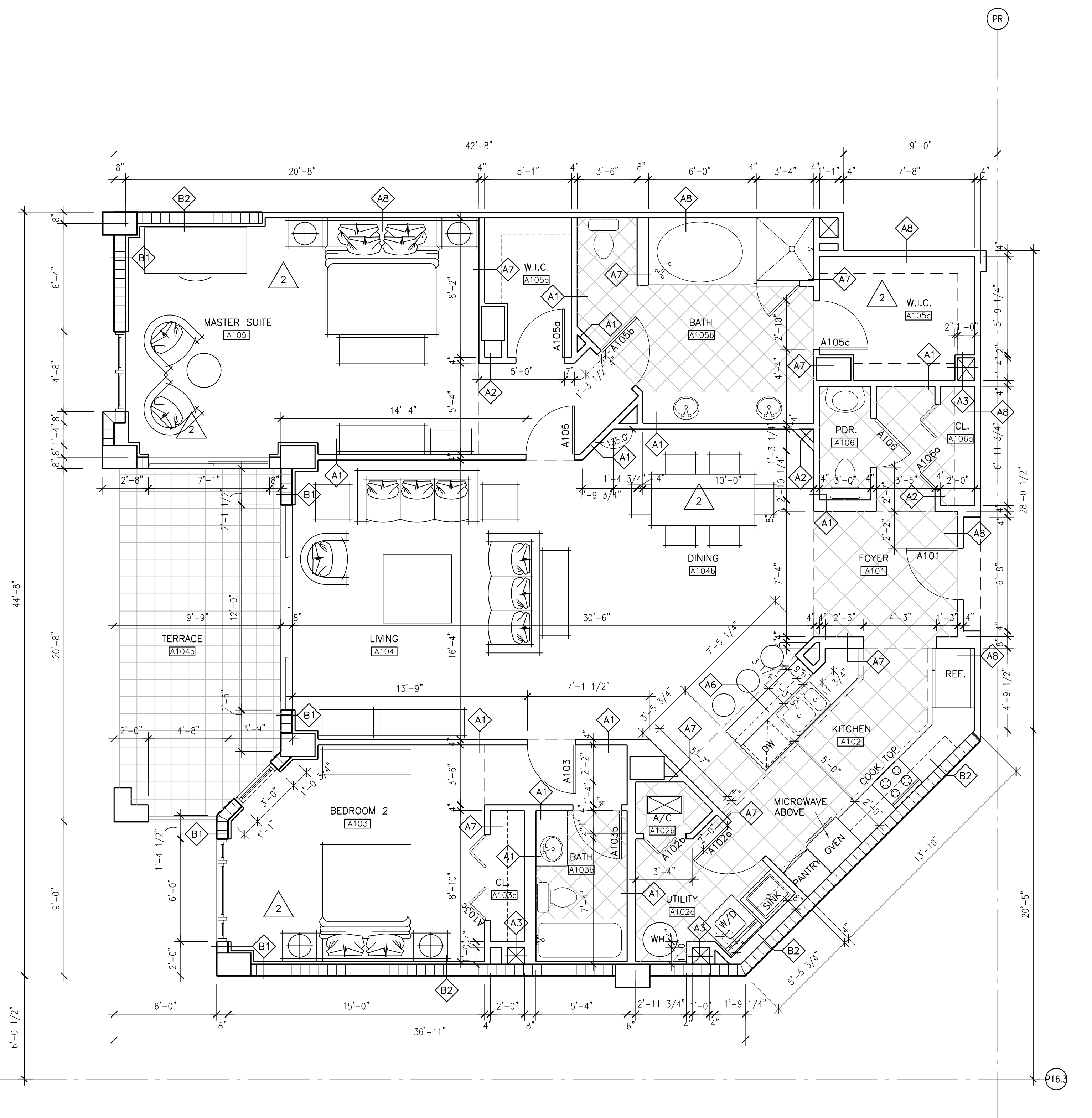
DATE: 10/4/06
SCALE: 1/4" = 1'-0"
DRAWN BY: CE
CHECKED BY: CE
JOB NO.: 45.05A

SHEET NO.:
A.1.4.16



ENLARGED PLAN-UNIT TYPE 'A2'
 SCALE: 1/4" = 1'-0"

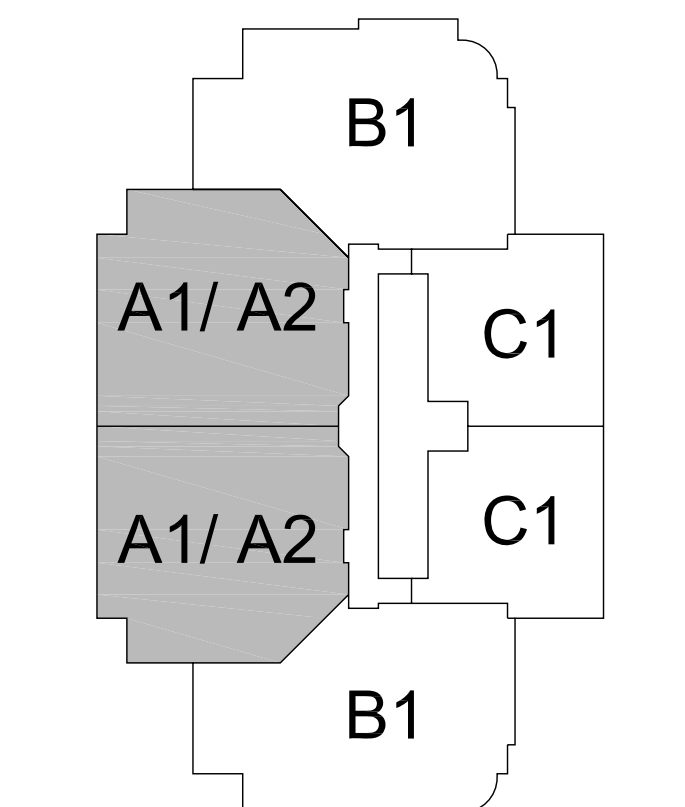
INTERIOR A/C	1934 S.F.
TERRACE	193 S.F.
TOTAL	2127 S.F.



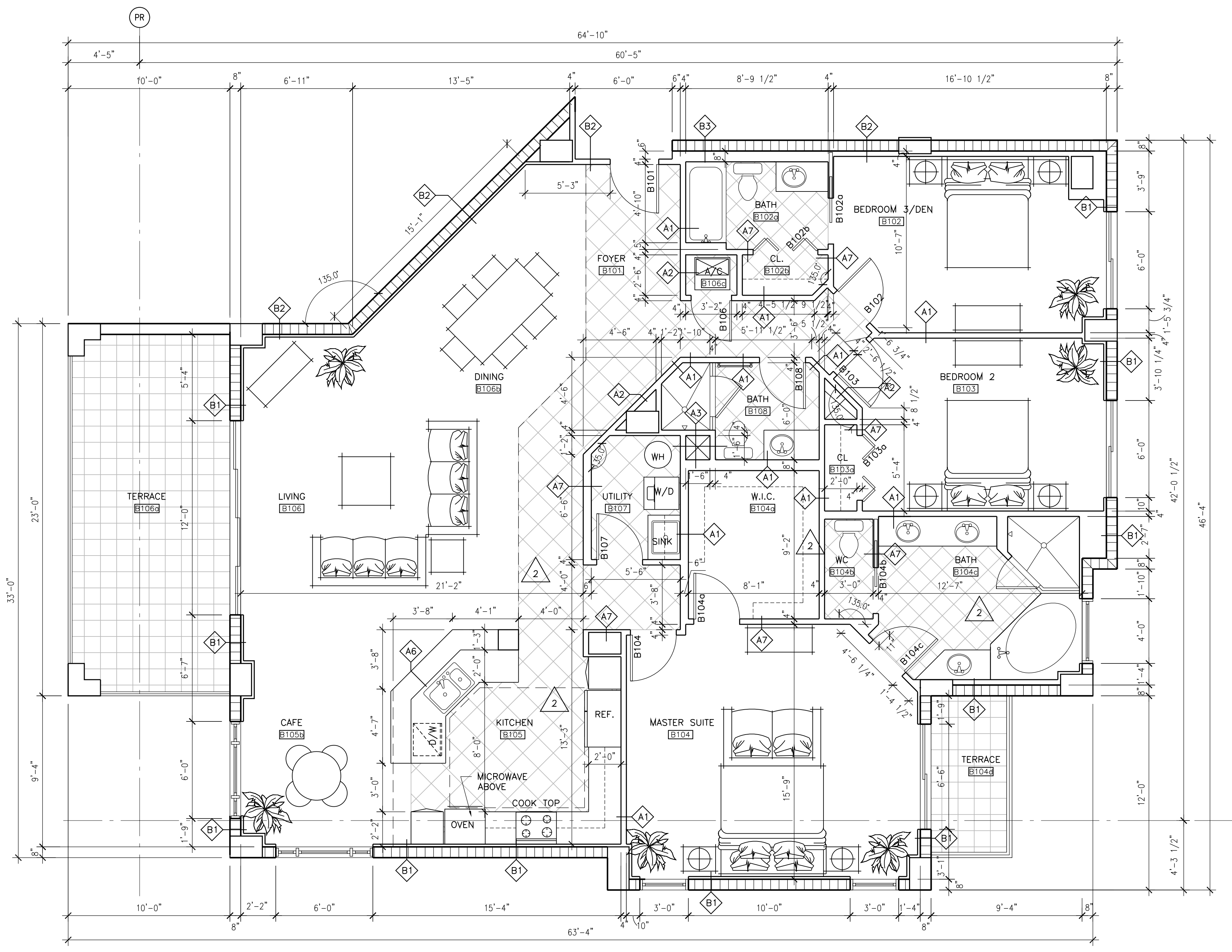
ENLARGED PLAN-UNIT TYPE 'A1'
 SCALE: 1/4" = 1'-0"

INTERIOR A/C	1773 S.F.
TERRACE	193 S.F.
TOTAL	1966 S.F.

NOTE:
 TOWER II UNIT PLANS FOR REFERENCE ONLY




TOWER II-KEY PLAN

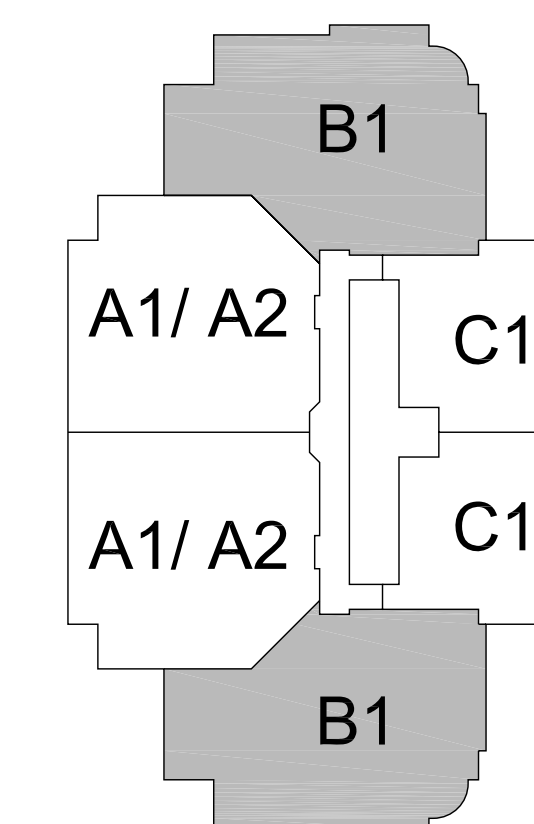


ENLARGED PLAN-UNIT TYPE 'B1'

SCALE: 1/4" = 1'-0"



INTERIOR A/C	2016 S.F.
TERRACE	223 S.F.
TOTAL	2239 S.F.



TOWER II-KEY PLAN

PROJECT DESIGN TEAM:

ARCHITECTS
 ADACHE GROUP ARCHITECTS, INC.
 550 SOUTH FEDERAL HIGHWAY
 FT. LAUDERDALE, FLORIDA 33301
 PH:(954) 525-8133 FAX:(954) 728-8159
 E-MAIL: info@adache.com

BLOODGOOD SHARP BUSTER
 3816 WEST LINEBAUGH AVENUE, SUITE 212
 TAMPA, FLORIDA 33624
 PH:(813) 285-4808 FAX:(813) 285-4809
 E-MAIL: ebarker@bbsdesign.com

CIVIL ENGINEER
 FLORIDA DESIGN CONSULTANTS
 3030 STARKEY BOULEVARD
 NEW PORT RICHEY, FLORIDA 34655
 PH:(727) 849-7588 FAX:(727) 846-3648
 E-MAIL: emaxzu@fdesign.com

M.E.P. ENGINEER
 WADSWORTH-ONEAL ENGINEERING
 6818 COMMERCIAL PARK DRIVE
 FORT MYERS, FLORIDA 33912
 PH:(239) 454-5611 FAX:(239) 454-6401
 E-MAIL: dan@wadsworth-eng.com

STRUCTURAL ENGINEER
 O.E. OLSEN & ASSOCIATES
 3342 TYRONE BOULEVARD NORTH
 ST. PETERSBURG, FLORIDA 33710
 PH:(727) 345-0397 FAX:(727) 343-3207
 E-MAIL: dwoel@oeo-eng.com

LANDSCAPE ARCHITECT
 PHIL GRAHAM COMPANY, P.A.
 418 SECOND STREET NORTH
 ST. PETERSBURG, FLORIDA 33701
 PH:(727) 821-5225 FAX:(727) 826-1626
 E-MAIL: tboop@pgca.com

OWNER:

JMC COMMUNITIES
 2201 FOURTH STREET NORTH, SUITE 200
 ST. PETERSBURG, FLORIDA 33704
 PH:(727) 823-0022 FAX:(727) 821-2007

© JMC COMMUNITIES, INC. 2005

PROJECT:

**RESIDENCES
 AT SANDPEARL**
 14 UNIT CONDOMINIUM
 470 MANDALAY AVENUE
 CLEARWATER BEACH, FLORIDA 33756

SEAL:

ISSUED FOR: PERMIT

DATE: 7/18/05

REVISIONS:

No.	DATE	REMARKS

RECORD SET - ISSUED 03/02/2009

* Disclaimer: This Record Document has been prepared based on information provided by others. Adache Group Architects has not verified the accuracy or completeness of this information and shall not be responsible for any errors or omissions that may be incorporated herewith as a result.

SHEET TITLE:

TOWER II ENLARGED UNIT TYPE 'B1' PLANS

ALL IDEAS, DESIGNS, ARRANGEMENTS, PLANS AND SPECIFICATIONS INDICATED OR REPRESENTED BY THIS DRAWING ARE OWNED BY, AND THE PROPERTY OF ADACHE GROUP ARCHITECTS, INC. AND WERE CREATED, EVOLVED AND DEVELOPED FOR USE ON, AND IN CONNECTION WITH, THE SPECIFIED PROJECT. NONE OF THESE IDEAS, PLANS, ARRANGEMENTS, AND SPECIFICATIONS SHALL BE USED BY OR DISCLOSED TO ANY PERSON, CORPORATION OR FIRM FOR ANY PURPOSE WHATSOEVER WITHOUT THE WRITTEN PERMISSION OF ADACHE GROUP ARCHITECTS, INC. VISUAL CONTACT WITH THESE PLANS OR SPECIFICATIONS SHALL CONSTITUTE CONCLUSIVE EVIDENCE OF ACCEPTANCE OF THESE RESTRICTIONS. ALL RIGHTS RESERVED. © 2006

DATE: 10/4/06

SCALE: 1/4" = 1'-0"

DRAWN BY: CE

CHECKED BY: CE

JOB NO.: 45.05A

SHEET NO.:

A.1.4.17

PROJECT DESIGN TEAM:
ARCHITECTS
ADACHE GROUP ARCHITECTS, INC.
550 SOUTH FEDERAL HIGHWAY
FT. LAUDERDALE, FLORIDA 33301
PH:(954) 525-8133 FAX:(954) 729-8159
E-MAIL: info@adache.com
BLOODGOOD SHARP BUSTER
3816 WEST LINEBAUGH AVENUE, SUITE 212
TAMPA, FLORIDA 33604
PH:(813) 285-4808 FAX:(813) 285-4809
E-MAIL: sbarker@bosdesign.com
CIVIL ENGINEER
FLORIDA DESIGN CONSULTANTS
3030 STARKEY BOULEVARD
NEW PORT RICHEY, FLORIDA 34655
PH:(727) 849-7558 FAX:(727) 848-9848
E-MAIL: emaxcz@fdesign.com
M.E.P. ENGINEER
WADSWORTH-ONEAL ENGINEERING
8418 COMMERCIAL PARK DRIVE
FORT MYERS, FLORIDA 33912
PH:(239) 454-5611 FAX:(239) 454-6401
E-MAIL: dan@wadsworth-eng.com
STRUCTURAL ENGINEER
O.E. OLSEN & ASSOCIATES
3342 TYRONE BOULEVARD NORTH
ST. PETERSBURG, FLORIDA 33710
PH:(727) 345-8397 FAX:(727) 343-3207
E-MAIL: dwoell@oeo-eng.com
LANDSCAPE ARCHITECT
PHIL GRAHAM COMPANY, P.A.
418 SECOND STREET NORTH
ST. PETERSBURG, FLORIDA 33701
PH:(727) 821-5225 FAX:(727) 826-1626
E-MAIL: tbooth@pgca.com

OWNER:
JMC COMMUNITIES
2201 FOURTH STREET NORTH, SUITE 200
ST. PETERSBURG, FLORIDA 33704
PH:(727) 823-0022 FAX:(727) 821-2007
© JMC COMMUNITIES, INC. 2005

PROJECT:
RESIDENCES AT SANDPEARL
14 UNIT CONDOMINIUM
470 MANDALAY AVENUE
CLEARWATER BEACH, FLORIDA 33756

SEAL:

ISSUED FOR: PERMIT
DATE: 7/18/05

REVISIONS:

No.	DATE	REMARKS

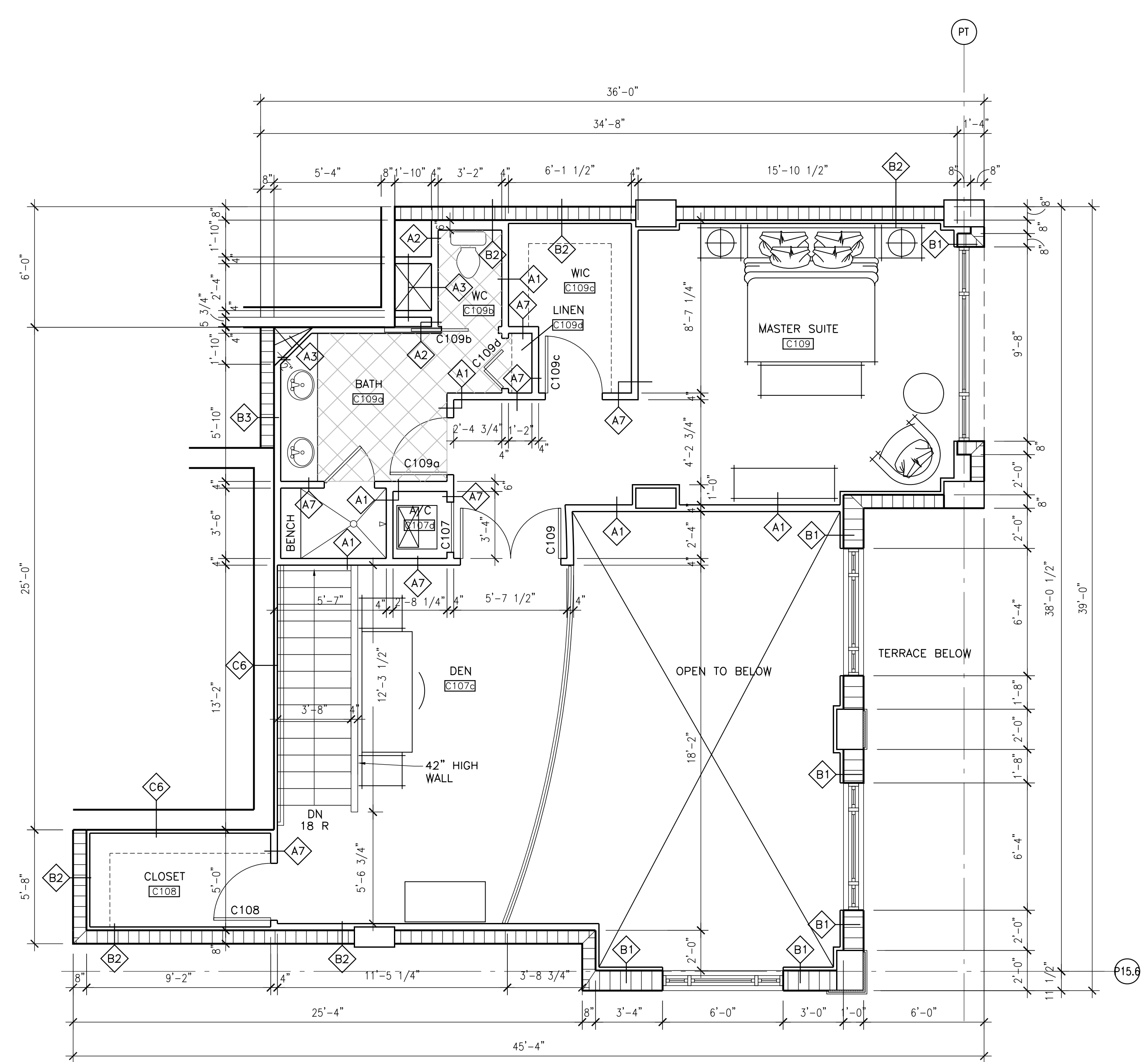
RECORD SET - ISSUED 03/02/2009
* Disclaimer: This Record Document has been prepared based on information provided by others. Adache Group Architects has not verified the accuracy or completeness of this information and shall not be responsible for any errors or omissions that may be incorporated herein as a result.

SHEET TITLE:
TOWER II ENLARGED UNIT TYPE 'C1' PLANS

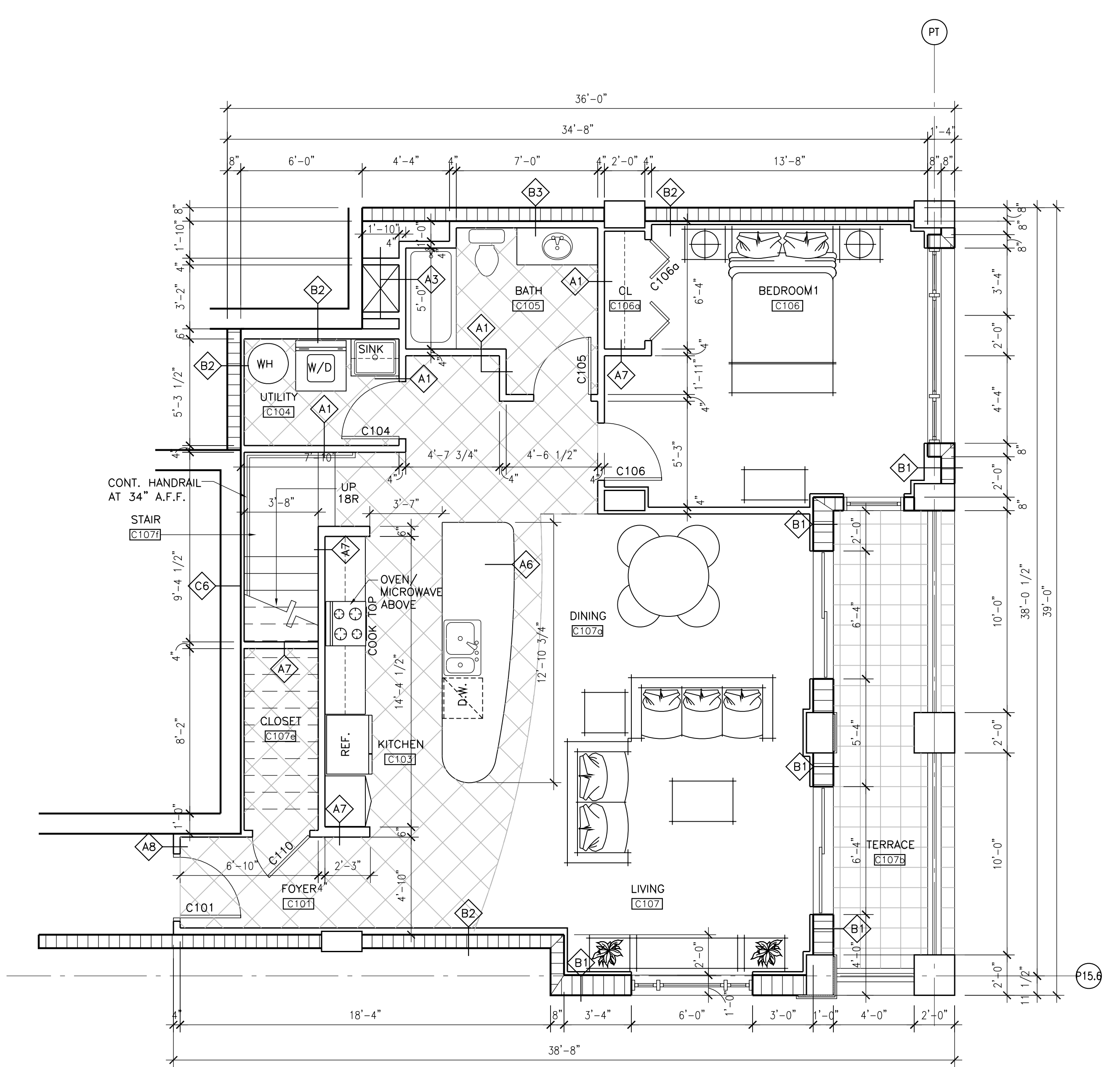
ALL IDEAS, DESIGNS, ARRANGEMENTS, PLANS AND SPECIFICATIONS INDICATED OR REPRESENTED BY THIS DRAWING ARE OWNED BY, AND THE PROPERTY OF ADACHE GROUP ARCHITECTS, INC. AND WERE CREATED, EVOLVED AND DEVELOPED FOR USE ON, AND IN CONNECTION WITH, THE SPECIFIED PROJECT. NONE OF THESE IDEAS, PLANS, ARRANGEMENTS, AND SPECIFICATIONS SHALL BE USED BY OR DISCLOSED TO ANY PERSON, CORPORATION OR FIRM FOR ANY PURPOSE WHATSOEVER WITHOUT THE WRITTEN PERMISSION OF ADACHE GROUP ARCHITECTS, INC. VISUAL CONTACT WITH THESE PLANS OR SPECIFICATIONS SHALL CONSTITUTE CONCLUSIVE EVIDENCE OF ACCEPTANCE OF THESE RESTRICTIONS. ALL RIGHTS RESERVED. © 2006

DATE: 10/4/06
SCALE: 1/4" = 1'-0"
DRAWN BY: CE
CHECKED BY: CE
JOB NO.: 45.05A

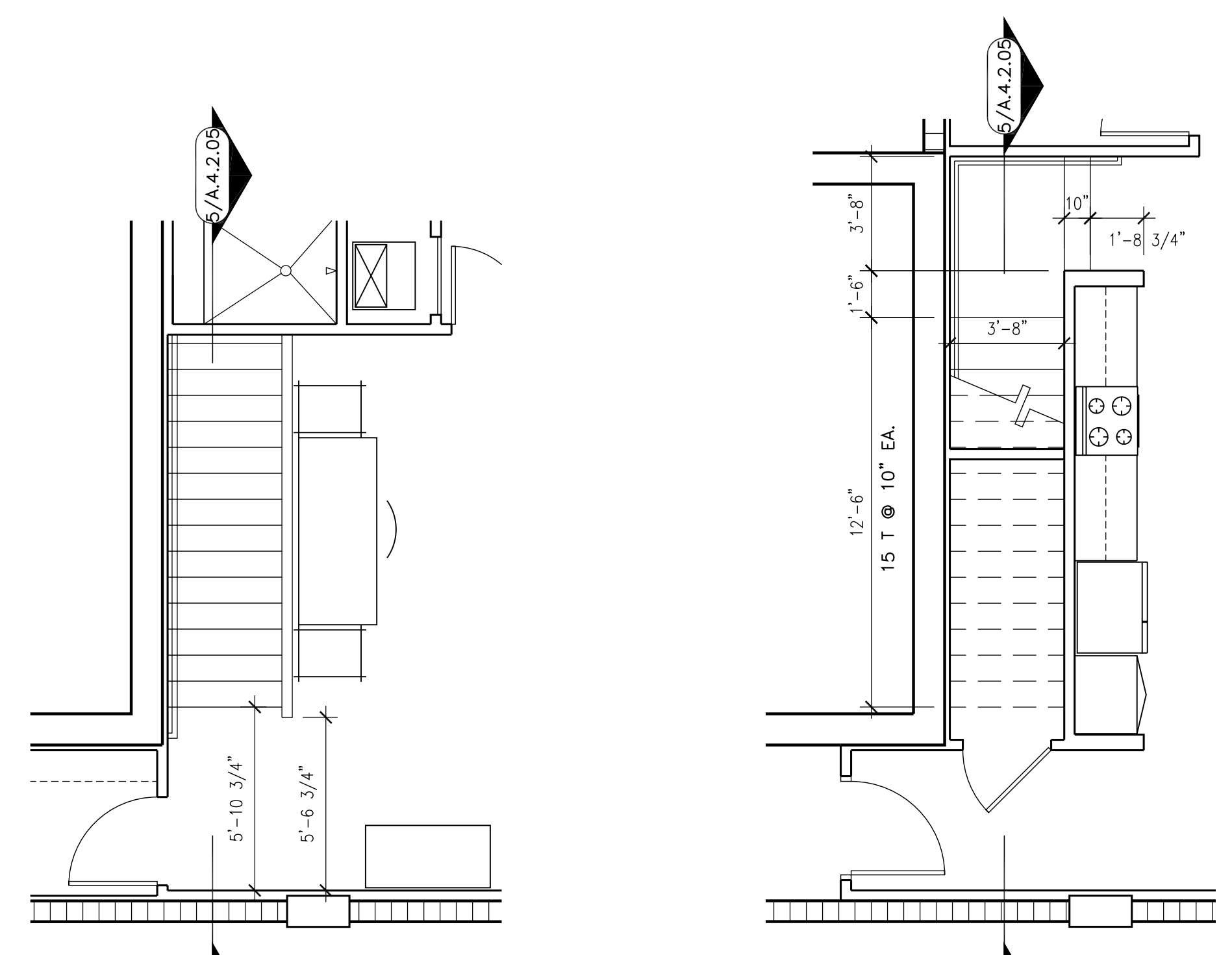
SHEET NO.:
A.1.4.18



SECOND FLOOR PLAN



FIRST FLOOR PLAN



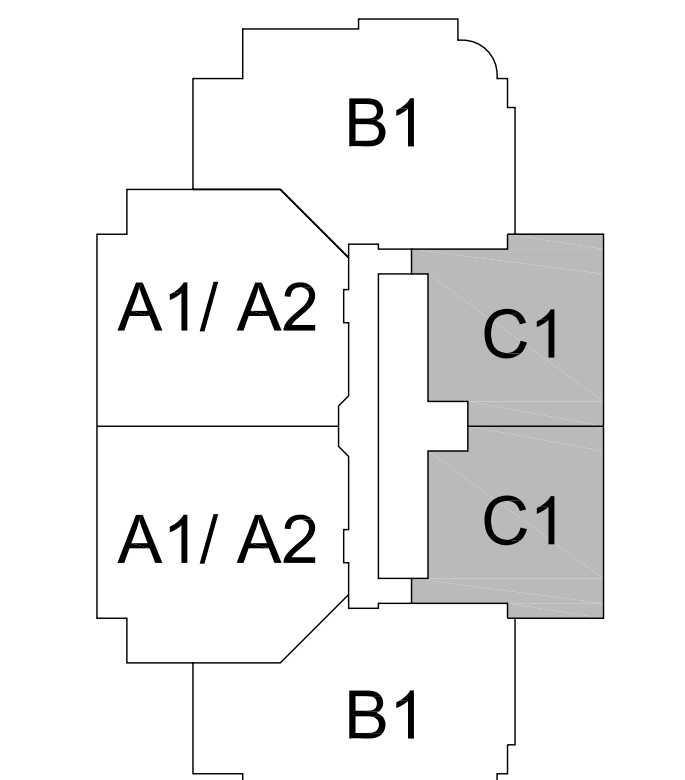
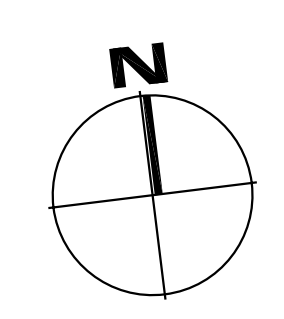
STAIR PLAN-2ND FLOOR

STAIR PLAN-1ST FLOOR

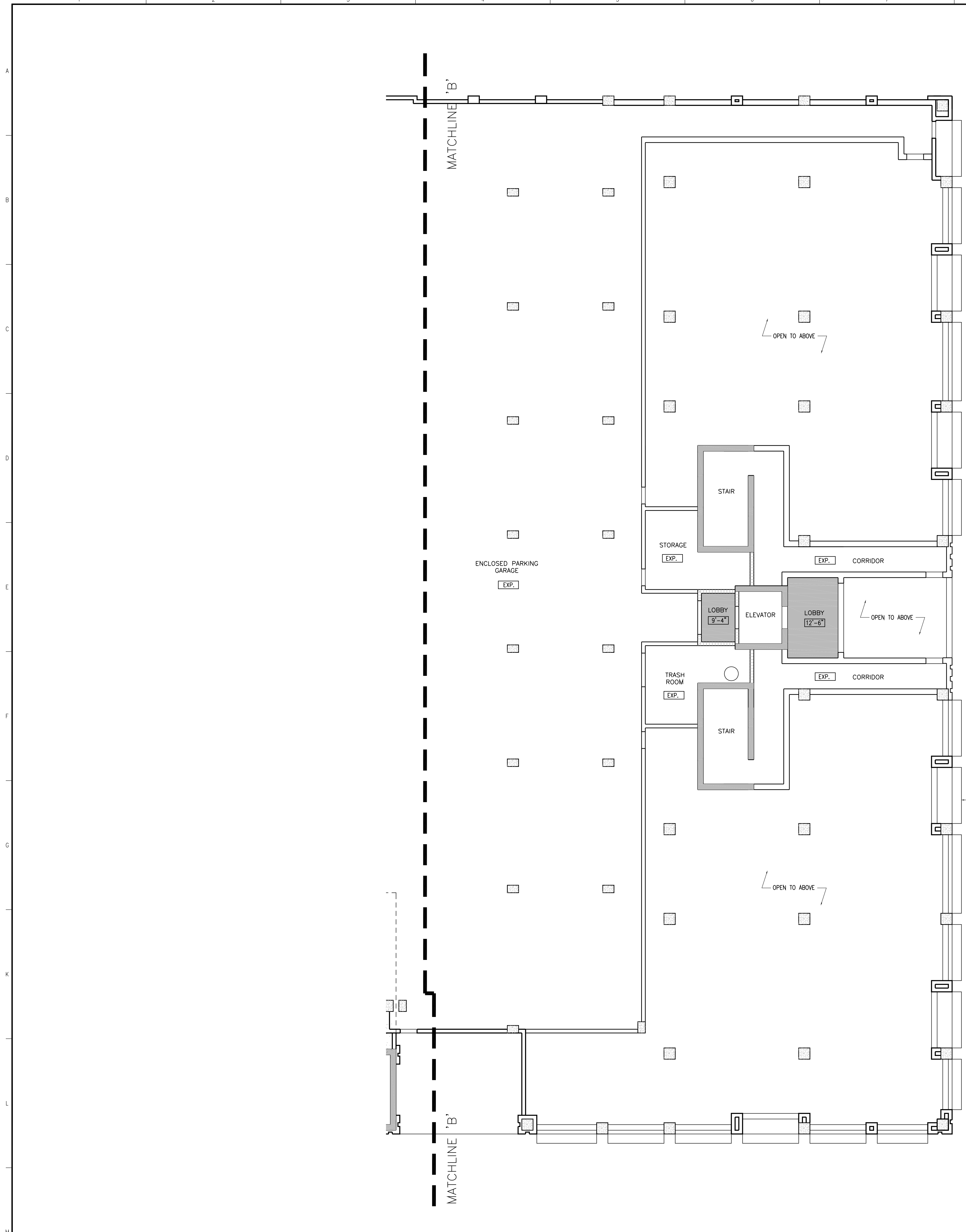
ENLARGED PLAN-UNIT TYPE 'C1'

SCALE: 1/4" = 1'-0"

INTERIOR A/C 1798 S.F.
TERRACE 144 S.F.
TOTAL 1942 S.F.



TOWER II-KEY PLAN



CEILING LEGEND	
SYMBOL	DESCRIPTION
[Symbol]	FLOUORESCENT LIGHT FIXTURE (SURFACE MTD.)
[Symbol]	2 x 4 FLOUORESCENT LIGHT FIXTURE (RECESSED)
[Symbol]	RECESSED DOWN LIGHT
[Symbol]	RECESSED WALL WASHER
[Symbol]	SURFACE MOUNTED LIGHT FIXTURE
[Symbol]	SURFACE MOUNTED PENDANT
[Symbol]	JUNCTION BOX
[Symbol]	STRIP LIGHTING
[Symbol]	SUSPENDED CYP. BD. CLG.
[Symbol]	MOISTURE RESISTANT SUSPENDED CYP. BD. CLG.
[Symbol]	KD
[Symbol]	SUSPENDED ACOUSTIC LAY-IN CLG. 24" x 24" OR 24" x 48"
[Symbol]	WOOD PLANK CEILING
[Symbol]	EXP. SLAB
[Symbol]	SUSPENDED ACOUSTIC WOOD LAY-IN CEILING 24" x 24"
[Symbol]	2 X 6 TONGUE AND GROOVE WOOD WITH STAINED FINISH
[Symbol]	ACCESS PANEL
[Symbol]	LINEAR DIFFUSERS
[Symbol]	DIFFUSERS
[Symbol]	SPRINKLER HEADS

PROJECT DESIGN TEAM:
ARCHITECTS
 ADACHE GROUP ARCHITECTS, INC.
 550 SOUTH FEDERAL HIGHWAY
 FT. LAUDERDALE, FLORIDA 33301
 PH:(954) 525-8133 FAX:(954) 728-9159
 E-MAIL: info@adache.com

BLOODGOOD SHARP BUSTER
 3816 WEST LINEBAUGH AVENUE, SUITE 212
 TAMPA, FLORIDA 33624
 PH:(813) 285-4808 FAX:(813) 285-4809
 E-MAIL: sbarker@bbsbdesign.com

CIVIL ENGINEER
 FLORIDA DESIGN CONSULTANTS
 3030 STARKEY BOULEVARD
 NEW PORT RICHEY, FLORIDA 34655
 PH:(727) 849-7598 FAX:(727) 848-3648
 E-MAIL: emaxcu@fdesign.com

M.E.P. ENGINEER
 WADSWORTH-ONEAL ENGINEERING
 6416 COMMERCE PARK DRIVE
 FORT MYERS, FLORIDA 33912
 PH:(239) 454-5611 FAX:(239) 454-5401
 E-MAIL: don@wadsworth-eng.com

STRUCTURAL ENGINEER
 O.E. OLSEN & ASSOCIATES
 3342 TYRONE BOULEVARD NORTH
 ST. PETERSBURG, FLORIDA 33710
 PH:(727) 345-0397 FAX:(727) 343-3207
 E-MAIL: dwoelf@oeo-eng.com

LANDSCAPE ARCHITECT
 PHIL GRAHAM COMPANY, P.A.
 436 SECOND STREET NORTH
 ST. PETERSBURG, FLORIDA 33701
 PH:(727) 821-5225 FAX:(727) 826-1626
 E-MAIL: tbroth@pgc.com

OWNER:
 JMC COMMUNITIES
 2201 FOURTH STREET NORTH, SUITE 200
 ST. PETERSBURG, FLORIDA 33704
 PH:(727) 823-0022 FAX:(727) 821-2007
 © JMC COMMUNITIES, INC. 2005

PROJECT:
RESIDENCES AT SANDPEARL
14 UNIT CONDOMINIUM
 470 MANDALAY AVENUE
 CLEARWATER BEACH, FLORIDA 33756

SEAL:

ISSUED FOR: PERMIT
DATE: 4/5/06

REVISIONS:

No.	DATE	REMARKS

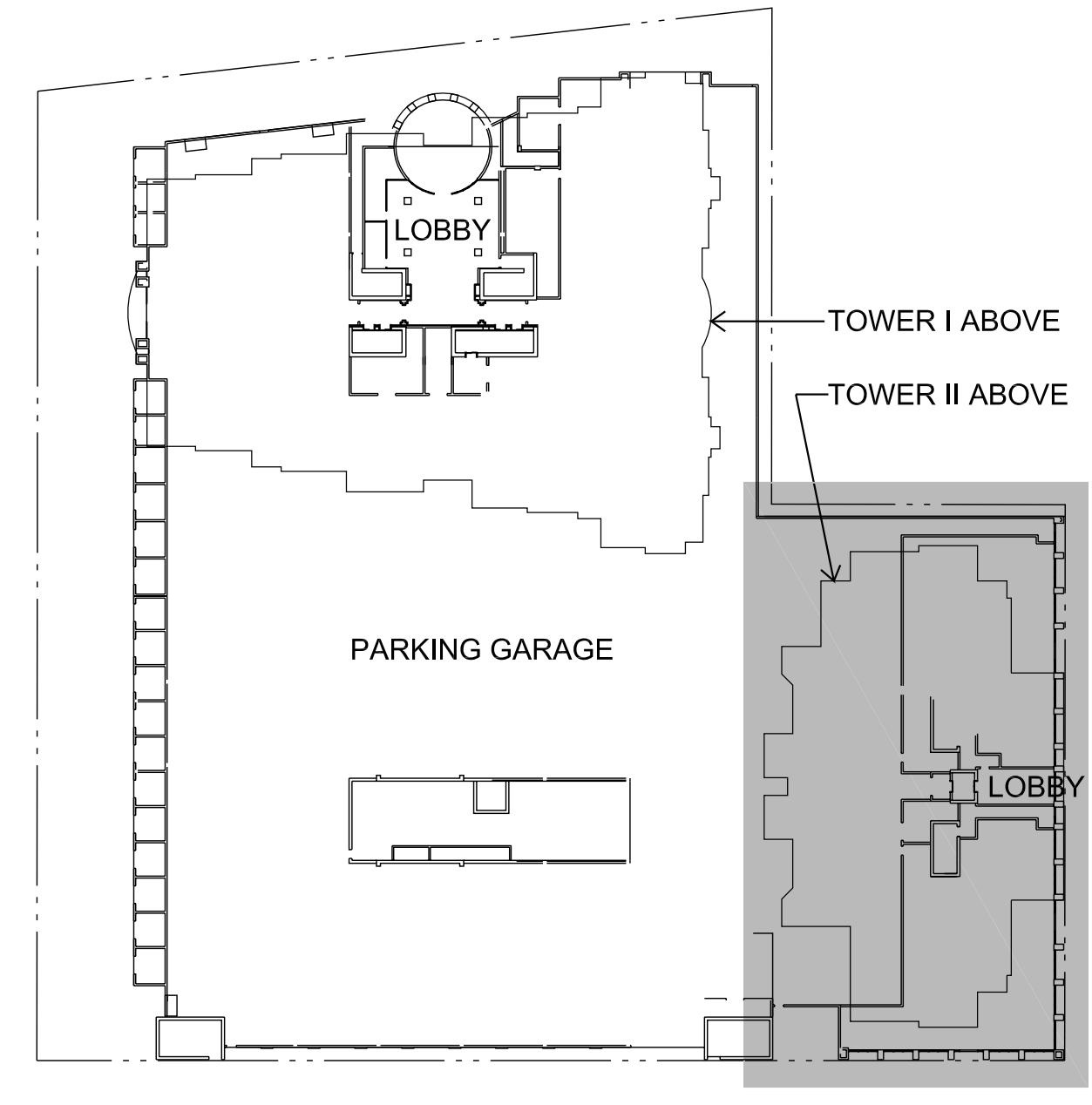
RECORD SET - ISSUED 03/02/2009
 *Disclaimer: This Record Document has been prepared based on information provided by others. Adache Group Architects has not verified the accuracy or completeness of this information and shall not be responsible for any errors or omissions that may be incorporated herewith as a result.

SHEET TITLE:
ENLARGED LEVEL 1 REFLECTED CEILING PLAN

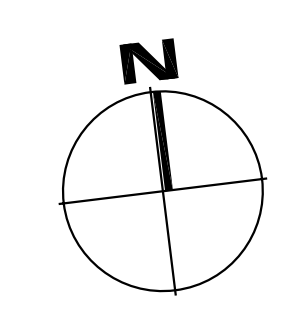
ALL IDEAS, DESIGNS, ARRANGEMENTS, PLANS AND SPECIFICATIONS INDICATED OR REPRESENTED BY THIS DRAWING ARE OWNED BY, AND THE PROPERTY OF ADACHE GROUP ARCHITECTS, INC. AND WERE CREATED, EVOLVED AND DEVELOPED FOR USE ON, AND IN CONNECTION WITH, THE SPECIFIED PROJECT. NONE OF THESE IDEAS, PLANS, ARRANGEMENTS, AND SPECIFICATIONS SHALL BE USED BY OR DISCLOSED TO ANY PERSON, CORPORATION OR FIRM FOR ANY PURPOSE WHATSOEVER WITHOUT THE WRITTEN PERMISSION OF ADACHE GROUP ARCHITECTS, INC. VISUAL CONTACT WITH THESE PLANS OR SPECIFICATIONS SHALL CONSTITUTE CONCLUSIVE EVIDENCE OF ACCEPTANCE OF THESE RESTRICTIONS. ALL RIGHTS RESERVED. © 2006

DATE: 10/4/06
SCALE: 1" = 20'-0"
DRAWN BY: CE
CHECKED BY: CE
JOB NO.: 45.05A

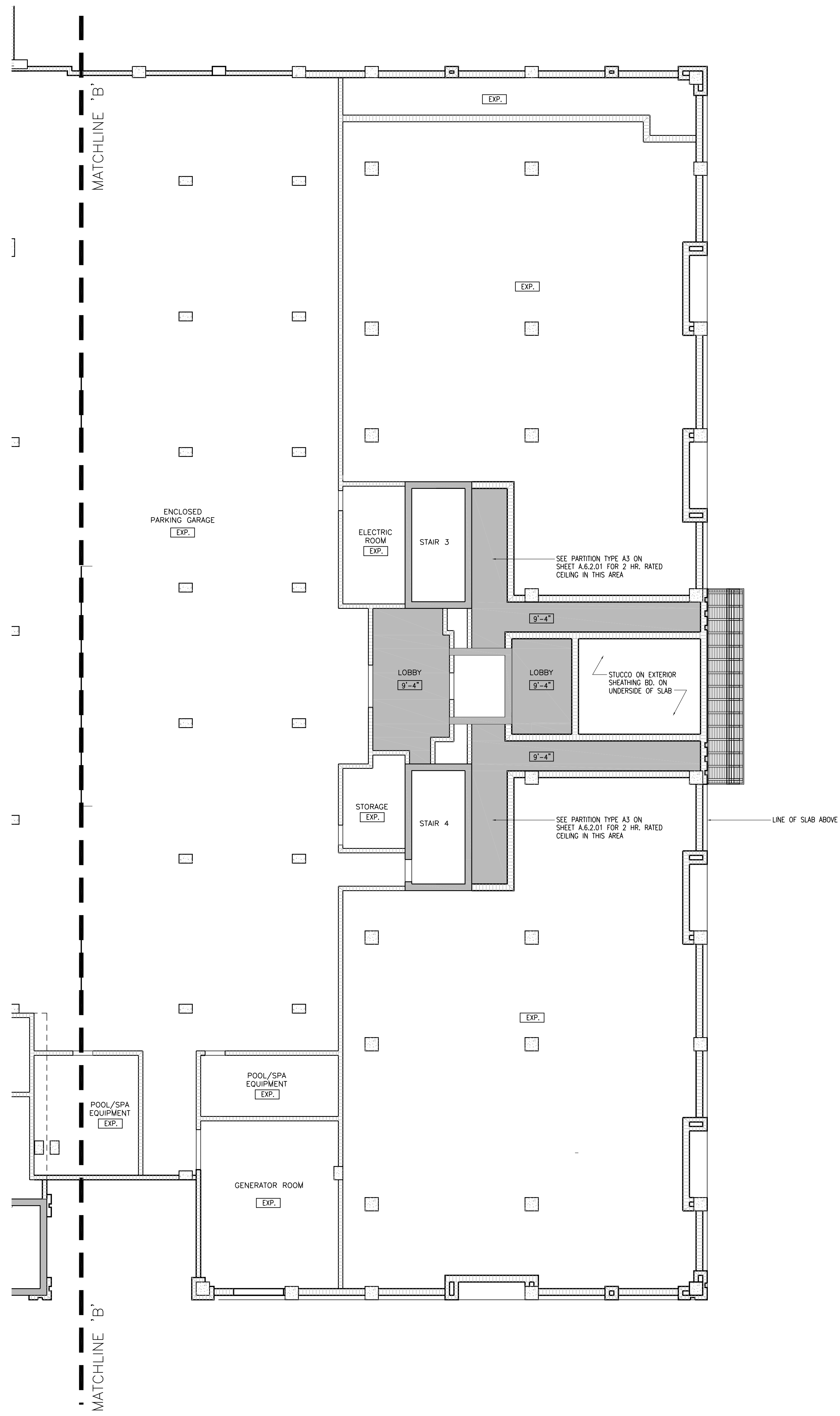
SHEET NO.:
A.1.5.03



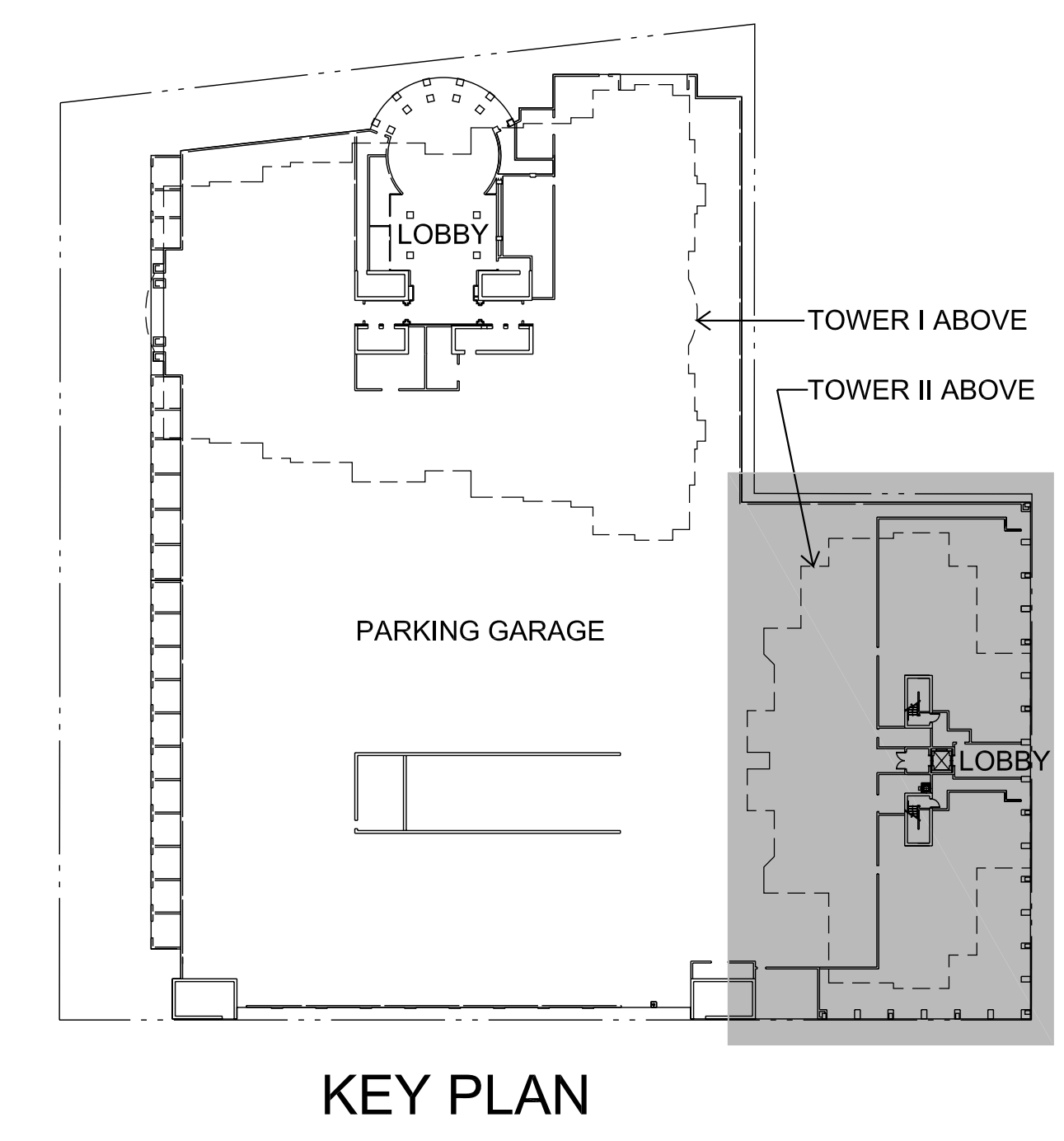
KEY PLAN



LEVEL 1 ENLARGED REFLECTED CEILING PLAN
 SCALE: 1/8" = 1'-0"



CEILING LEGEND	
SYMBOL	DESCRIPTION
[Symbol]	FLUORESCENT LIGHT FIXTURE (SURFACE MTD.)
[Symbol]	2 x 4 FLUORESCENT LIGHT FIXTURE (RECESSED)
[Symbol]	RECESSED DOWN LIGHT
[Symbol]	RECESSED WALL WASHER
[Symbol]	SURFACE MOUNTED LIGHT FIXTURE
[Symbol]	SURFACE MOUNTED PENDANT
[Symbol]	JUNCTION BOX
[Symbol]	STRIP LIGHTING
[Symbol]	SUSPENDED GYP. BD. CLG.
[Symbol]	MOISTURE RESISTANT SUSPENDED GYP. BD. CLG.
[Symbol]	KD
[Symbol]	SUSPENDED ACOUSTIC LAY-IN CLG. 24" x 24" OR 24" x 48"
[Symbol]	WOOD PLANK CEILING
[Symbol]	EXP. SLAB
[Symbol]	SUSPENDED ACOUSTIC WOOD LAY-IN CEILING 24" X 24"
[Symbol]	2 X 6 TONGUE AND GROOVE WOOD WITH STAINED FINISH
[Symbol]	ACCESS PANEL
[Symbol]	LINEAR DIFFUSERS
[Symbol]	DIFFUSERS
[Symbol]	SPRINKLER HEADS



LEVEL 2-ENLARGED REFLECTED CEILING PLAN
SCALE: 1/8" = 1'-0"

PROJECT DESIGN TEAM:

ARCHITECTS
ADACHE GROUP ARCHITECTS, INC.
550 SOUTH FEDERAL HIGHWAY
FT. LAUDERDALE, FLORIDA 33301
PH:(954) 525-8133 FAX:(954) 728-8159
E-MAIL: info@adache.com

BLOODGOOD SHARP BUSTER
3816 WEST LINEAUGH AVENUE, SUITE 212
TAMPA, FLORIDA 33624
PH:(813) 285-4828 FAX:(813) 285-4809
E-MAIL: sbarker@bsbdesign.com

CIVIL ENGINEER
FLORIDA DESIGN CONSULTANTS
3030 STARKEY BOULEVARD
NEW PORT RICHEY, FLORIDA 34655
PH:(727) 849-7588 FAX:(727) 848-3648
E-MAIL: emazzur@fdcsign.com

M.E.P. ENGINEER
WADSWORTH-ONEAL ENGINEERING
6416 COMMERCIAL PARK DRIVE
FORT MYERS, FLORIDA 33912
PH:(239) 454-5511 FAX:(239) 454-5401
E-MAIL: ceng@wadsworth-eng.com

STRUCTURAL ENGINEER
O.E. OLSEN & ASSOCIATES
3342 TYNONE BOULEVARD NORTH
ST. PETERSBURG, FLORIDA 33710
PH:(727) 345-0397 FAX:(727) 343-3207
E-MAIL: cweff@oeo-eng.com

LANDSCAPE ARCHITECT
PHIL GRAHAM COMPANY, P.A.
436 SECOND STREET NORTH
ST. PETERSBURG, FLORIDA 33701
PH:(727) 821-5225 FAX:(727) 826-1626
E-MAIL: tboop@pgca.com

OWNER:
JMC COMMUNITIES
2201 FOURTH STREET NORTH, SUITE 200
ST. PETERSBURG, FLORIDA 33704
PH:(727) 823-0022 FAX:(727) 821-2007
© JMC COMMUNITIES, INC. 2005

PROJECT:
RESIDENCES AT SANDPEARL
14 UNIT CONDOMINIUM
470 MANDALAY AVENUE
CLEARWATER BEACH, FLORIDA 33756

SEAL:

ISSUED FOR: PERMIT
DATE: 4/5/06

REVISIONS:	No.	DATE	REMARKS

RECORD SET - ISSUED 03/02/2009

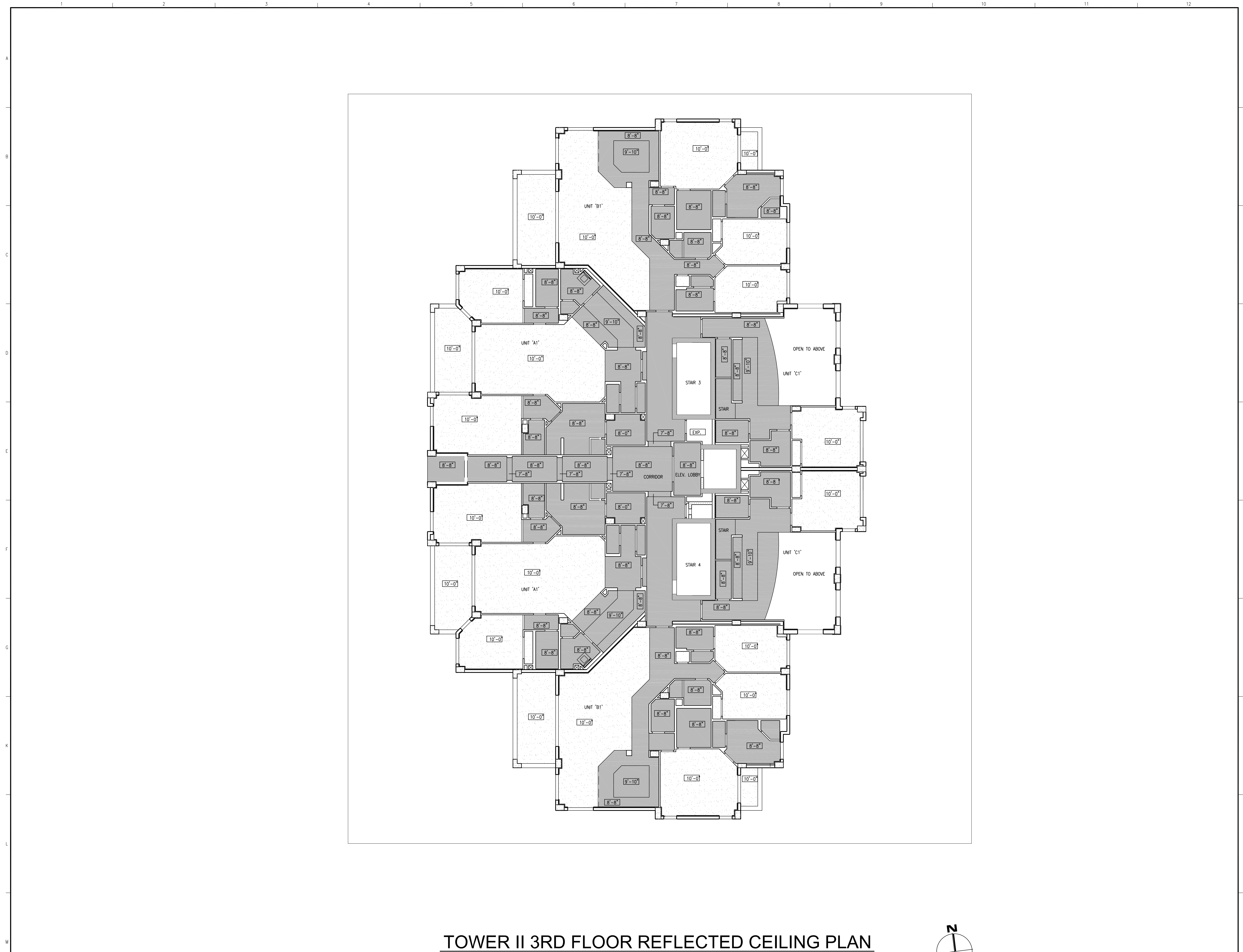
* Disclaimer: This Record Document has been prepared based on information provided by others. Adache Group Architects has not verified the accuracy or completeness of this information and shall not be responsible for any errors or omissions that may be incorporated herewith as a result.

SHEET TITLE:
ENLARGED LEVEL 2 LOBBY REFLECTED CEILING PLAN

ALL IDEAS, DESIGNS, ARRANGEMENTS, PLANS AND SPECIFICATIONS INDICATED OR REPRESENTED BY THIS DRAWING ARE OWNED BY, AND THE PROPERTY OF ADACHE GROUP ARCHITECTS, INC. AND WERE CREATED, EVOLVED AND DEVELOPED FOR USE ON, AND IN CONNECTION WITH, THE SPECIFIED PROJECT. NONE OF THESE IDEAS, PLANS, ARRANGEMENTS, AND SPECIFICATIONS SHALL BE USED BY OR DISCLOSED TO ANY PERSON, CORPORATION OR FIRM FOR ANY PURPOSE WHATSOEVER WITHOUT THE WRITTEN PERMISSION OF ADACHE GROUP ARCHITECTS, INC. VISUAL CONTACT WITH THESE PLANS OR SPECIFICATIONS SHALL CONSTITUTE CONCLUSIVE EVIDENCE OF ACCEPTANCE OF THESE RESTRICTIONS. ALL RIGHTS RESERVED. © 2006

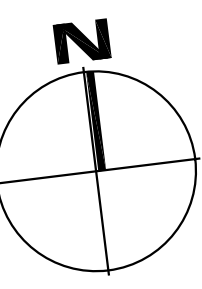
DATE: 10/4/06
SCALE: 1" = 20'-0"
DRAWN BY: CE
CHECKED BY: CE
JOB NO.: 45.05A

SHEET NO.:
A.1.5.06



TOWER II 3RD FLOOR REFLECTED CEILING PLAN

SCALE: 1/8" = 1'-0"



PROJECT DESIGN TEAM:
ARCHITECTS
 ADACHE GROUP ARCHITECTS, INC.
 550 SOUTH FEDERAL HIGHWAY
 FT. LAUDERDALE, FLORIDA 33301
 PH:(954) 525-8133 FAX:(954) 728-8159
 E-MAIL: info@adache.com
BLOODGOOD SHARP BUSTER
 3816 WEST LINEBAUGH AVENUE, SUITE 212
 TAMPA, FLORIDA 33624
 PH:(813) 285-4828 FAX:(813) 285-4809
 E-MAIL: ebarker@bsbdesign.com
CIVIL ENGINEER
 FLORIDA DESIGN CONSULTANTS
 3030 STARKEY BOULEVARD
 NEW PORT RICHEY, FLORIDA 34655
 PH:(727) 849-7558 FAX:(727) 848-3648
 E-MAIL: emazzu@fldesign.com
M.E.P. ENGINEER
 WADSWORTH-ONEAL ENGINEERING
 6416 COMMERCE PARK DRIVE
 FORT MYERS, FLORIDA 33912
 PH:(239) 454-5611 FAX:(239) 454-5401
 E-MAIL: cee@wadsworth-eng.com
STRUCTURAL ENGINEER
 O.E. OLSEN & ASSOCIATES
 3342 TYRONE BOULEVARD NORTH
 ST. PETERSBURG, FLORIDA 33710
 PH:(727) 345-0397 FAX:(727) 343-3207
 E-MAIL: dweil@oee-eng.com
LANDSCAPE ARCHITECT
 PHIL GRAHAM COMPANY, P.A.
 438 SECOND STREET NORTH
 ST. PETERSBURG, FLORIDA 33701
 PH:(727) 821-5225 FAX:(727) 826-1626
 E-MAIL: tbooth@pgca.com

OWNER:
 JMC COMMUNITIES
 2201 FOURTH STREET NORTH, SUITE 200
 ST. PETERSBURG, FLORIDA 33704
 PH:(727) 823-0022 FAX:(727) 821-2007
 © JMC COMMUNITIES, INC. 2005

PROJECT:
RESIDENCES AT SANDPEARL
14 UNIT CONDOMINIUM
 470 MANDALAY AVENUE
 CLEARWATER BEACH, FLORIDA 33756

SEAL:

ISSUED FOR: PERMIT
 DATE: 4/5/06

REVISIONS:

No.	DATE	REMARKS

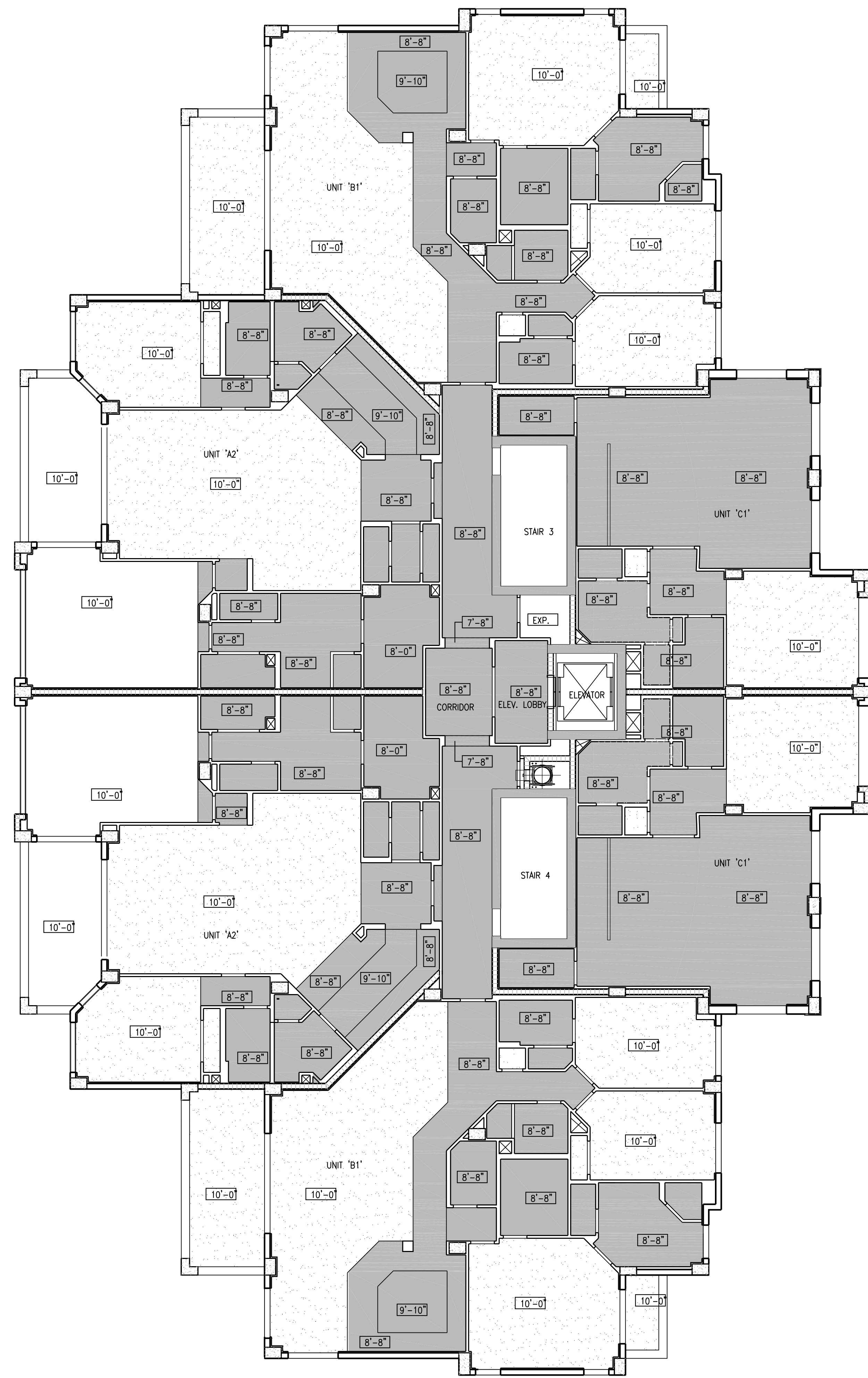
RECORD SET - ISSUED 03/02/2009
 * Disclaimer: This Record Document has been prepared based on information provided by others. Adache Group Architects has not verified the accuracy or completeness of this information and shall not be responsible for any errors or omissions that may be incorporated herein as a result.

SHEET TITLE:
TOWER II-3RD FLOOR REFLECTED CEILING PLAN

ALL IDEAS, DESIGNS, ARRANGEMENTS, PLANS AND SPECIFICATIONS INDICATED OR REPRESENTED BY THIS DRAWING ARE OWNED BY, AND THE PROPERTY OF ADACHE GROUP ARCHITECTS, INC. AND WERE CREATED, EVOLVED AND DEVELOPED FOR USE ON, AND IN CONNECTION WITH, THE SPECIFIED PROJECT. NONE OF THESE IDEAS, PLANS, ARRANGEMENTS, AND SPECIFICATIONS SHALL BE USED BY OR DISCLOSED TO ANY PERSON, CORPORATION OR FIRM FOR ANY PURPOSE WHATSOEVER WITHOUT THE WRITTEN PERMISSION OF ADACHE GROUP ARCHITECTS, INC. VISUAL CONTACT WITH THESE PLANS OR SPECIFICATIONS SHALL CONSTITUTE CONCLUSIVE EVIDENCE OF ACCEPTANCE OF THESE RESTRICTIONS. ALL RIGHTS RESERVED. © 2006

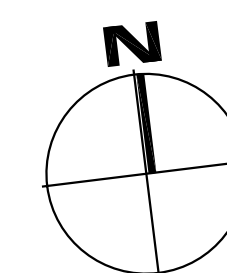
DATE: 10/4/006
 SCALE: 1/8" = 1'-0"
 DRAWN BY: CE
 CHECKED BY: CE
 JOB NO.: 45.05A

SHEET NO.:
A1.5.11



TOWER II 4TH FLOOR REFLECTED CEILING PLAN

SCALE: 1/8" = 1'-0"



PROJECT DESIGN TEAM:

ARCHITECTS
ADACHE GROUP ARCHITECTS, INC.
 550 SOUTH FEDERAL HIGHWAY
 FT. LAUDERDALE, FLORIDA 33301
 PH:(954) 525-8133 FAX:(954) 728-8159
 E-MAIL: info@adache.com

BLOODGOOD SHARP BUSTER
 3816 WEST LINEBAUGH AVENUE, SUITE 212
 TAMPA, FLORIDA 33624
 PH:(813) 285-4808 FAX:(813) 285-4809
 E-MAIL: ebarker@sbobdesign.com

CIVIL ENGINEER
FLORIDA DESIGN CONSULTANTS
 3030 STARKEY BOULEVARD
 NEW PORT RICHEY, FLORIDA 34655
 PH:(727) 849-7558 FAX:(727) 846-3648
 E-MAIL: emazur@fdcsign.com

M.E.P. ENGINEER
WADSWORTH-ONEAL ENGINEERING
 6416 COMMERCE PARK DRIVE
 FORT MYERS, FLORIDA 33912
 PH:(239) 454-5611 FAX:(239) 454-5401
 E-MAIL: dan@wadsworth-eng.com

STRUCTURAL ENGINEER
O.E. OLSEN & ASSOCIATES
 3342 TYRONE BOULEVARD NORTH
 ST. PETERSBURG, FLORIDA 33710
 PH:(727) 345-0397 FAX:(727) 343-3207
 E-MAIL: dweff@oeo-eng.com

LANDSCAPE ARCHITECT
PHIL GRAHAM COMPANY, P.A.
 418 SECOND STREET NORTH
 ST. PETERSBURG, FLORIDA 33701
 PH:(727) 821-5225 FAX:(727) 826-1626
 E-MAIL: tbooth@pgc.com

OWNER:

JMC COMMUNITIES
 2201 FOURTH STREET NORTH, SUITE 200
 ST. PETERSBURG, FLORIDA 33704
 PH:(727) 823-0022 FAX:(727) 821-2007

© JMC COMMUNITIES, INC. 2005

PROJECT:

**RESIDENCES
 AT SANDPEARL
 14 UNIT CONDOMINIUM**

470 MANDALAY AVENUE
 CLEARWATER BEACH, FLORIDA 33756

SEAL:

ISSUED FOR: PERMIT

DATE: 4/5/06

REVISIONS:

No.	DATE	REMARKS

RECORD SET - ISSUED 03/02/2009

* Disclaimer: This Record Document has been prepared based on information provided by others. Adache Group Architects has not verified the accuracy or completeness of this information and shall not be responsible for any errors or omissions that may be incorporated herein as a result.

**SHEET TITLE:
 TOWER II-4TH FLOOR
 REFLECTED CEILING PLAN**

ALL IDEAS, DESIGNS, ARRANGEMENTS, PLANS AND SPECIFICATIONS INDICATED OR REPRESENTED BY THIS DRAWING ARE OWNED BY, AND THE PROPERTY OF ADACHE GROUP ARCHITECTS, INC. AND WERE CREATED, EVOLVED AND DEVELOPED FOR USE ON, AND IN CONNECTION WITH, THE SPECIFIED PROJECT. NONE OF THESE IDEAS, PLANS, ARRANGEMENTS, AND SPECIFICATIONS SHALL BE USED BY OR DISCLOSED TO ANY PERSON, CORPORATION OR FIRM FOR ANY PURPOSE WHATSOEVER WITHOUT THE WRITTEN PERMISSION OF ADACHE GROUP ARCHITECTS, INC. VISUAL CONTACT WITH THESE PLANS OR SPECIFICATIONS SHALL CONSTITUTE CONCLUSIVE EVIDENCE OF ACCEPTANCE OF THESE RESTRICTIONS. ALL RIGHTS RESERVED. © 2006

DATE: 10/4/06

SCALE: 1/8" = 1'-0"

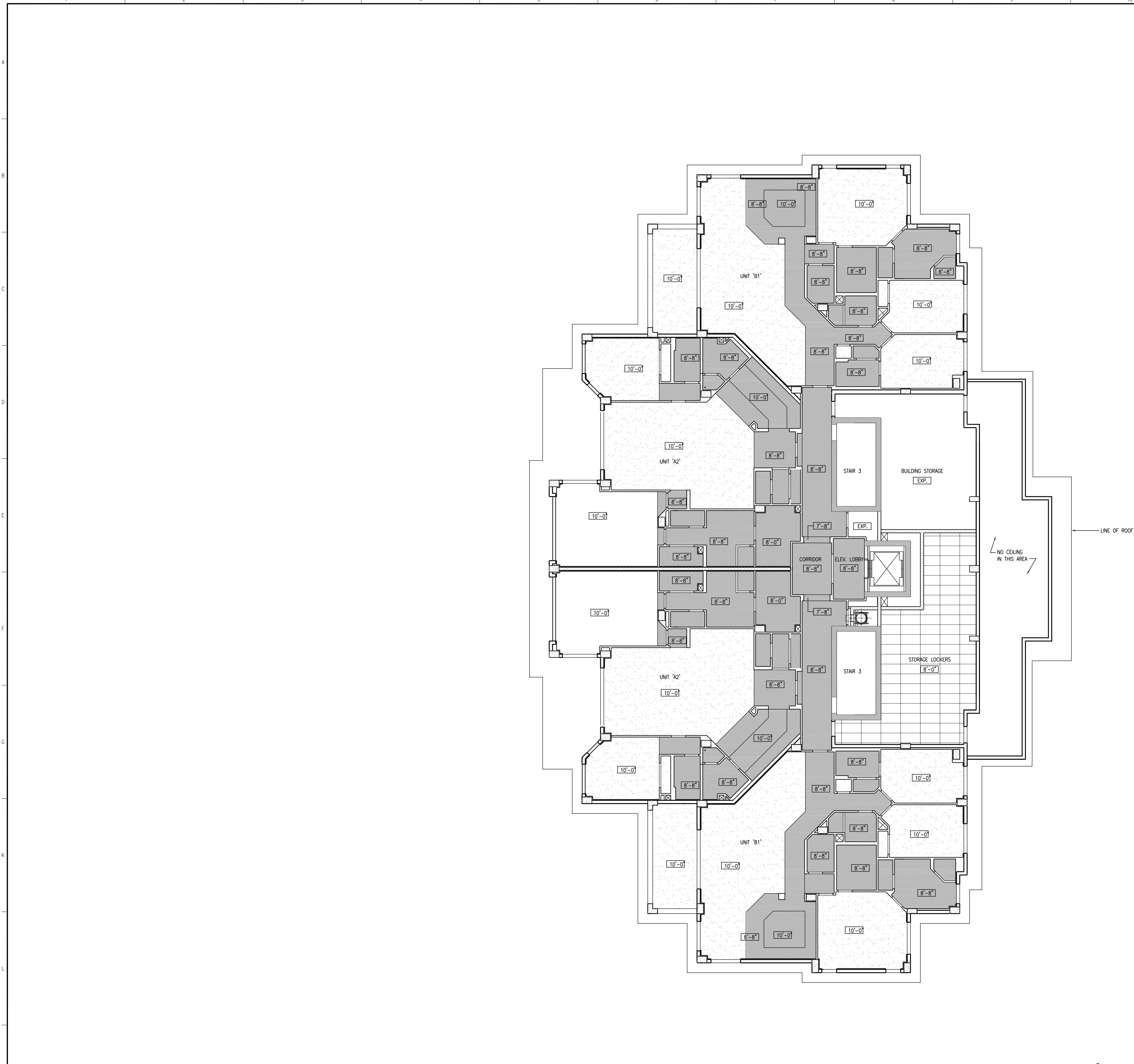
DRAWN BY: CE

CHECKED BY: CE

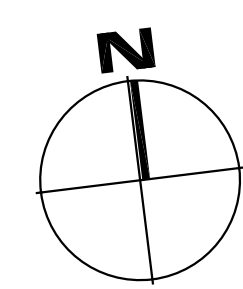
JOB NO.: 45.05A

SHEET NO.:

A.1.5.12



TOWER II 5TH FLOOR REFLECTED CEILING PLAN
SCALE: 1/8" = 1'-0"



PROJECT DESIGN TEAM:
ARCHITECTS
 ADACHE GROUP ARCHITECTS, INC.
 550 SOUTH FEDERAL HIGHWAY
 FT. LAUDERDALE, FLORIDA 33301
 PH:(954) 525-8133 FAX:(954) 728-8159
 E-MAIL: info@adache.com
BLOODGOOD SHARP BUSTER
 3816 WEST LINEBAUGH AVENUE, SUITE 212
 TAMPA, FLORIDA 33624
 PH:(813) 285-4808 FAX:(813) 285-4809
 E-MAIL: ebarker@bobsdesign.com
CIVIL ENGINEER
 FLORIDA DESIGN CONSULTANTS
 3030 STARKEY BOULEVARD
 NEW PORT RICHEY, FLORIDA 34655
 PH:(727) 849-7588 FAX:(727) 848-3648
 E-MAIL: emaxzu@fdesign.com
M.E.P. ENGINEER
 WADSWORTH-ONEAL ENGINEERING
 6418 COMMERCE PARK DRIVE
 FORT MYERS, FLORIDA 33912
 PH:(239) 454-5611 FAX:(239) 454-5401
 E-MAIL: dan@wadsworth-eng.com
STRUCTURAL ENGINEER
 O.E. OLSEN & ASSOCIATES
 3342 TYRONE BOULEVARD NORTH
 ST. PETERSBURG, FLORIDA 33710
 PH:(727) 345-0397 FAX:(727) 343-3207
 E-MAIL: dwo@oeo-eng.com
LANDSCAPE ARCHITECT
 PHIL GRAHAM COMPANY, P.A.
 438 SECOND STREET NORTH
 ST. PETERSBURG, FLORIDA 33701
 PH:(727) 821-5225 FAX:(727) 826-1626
 E-MAIL: tboon@pgc.com

OWNER:
 JMC COMMUNITIES
 2201 FOURTH STREET NORTH, SUITE 200
 ST. PETERSBURG, FLORIDA 33704
 PH:(727) 823-0022 FAX:(727) 821-2007
 © JMC COMMUNITIES, INC. 2005

PROJECT:
RESIDENCES AT SANDPEARL
14 UNIT CONDOMINIUM
 470 MANDALAY AVENUE
 CLEARWATER BEACH, FLORIDA 33756

SEAL:

ISSUED FOR: PERMIT
DATE: 4/5/06

REVISIONS:		
No.	DATE	REMARKS

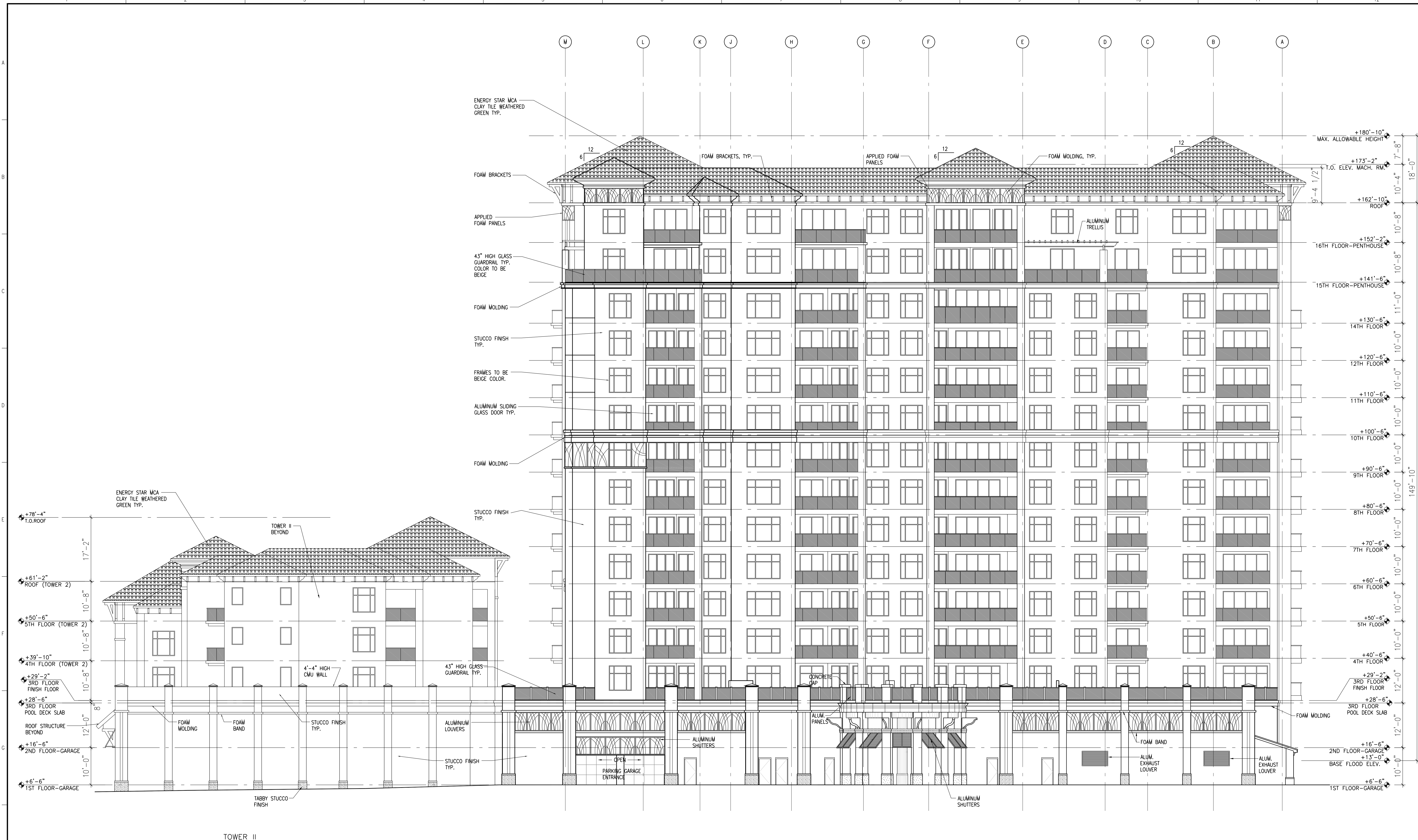
RECORD SET - ISSUED 03/02/2009
 * Disclaimer: This Record Document has been prepared based on information provided by others. Adache Group Architects has not verified the accuracy or completeness of this information and shall not be responsible for any errors or omissions that may be incorporated herewith as a result.

SHEET TITLE:
TOWER II-5TH FLOOR REFLECTED CEILING PLAN

ALL IDEAS, DESIGNS, ARRANGEMENTS, PLANS AND SPECIFICATIONS INDICATED OR REPRESENTED BY THIS DRAWING ARE OWNED BY, AND THE PROPERTY OF ADACHE GROUP ARCHITECTS, INC. AND WERE CREATED, EVOLVED AND DEVELOPED FOR USE ON, AND IN CONNECTION WITH, THE SPECIFIED PROJECT. NONE OF THESE IDEAS, PLANS, ARRANGEMENTS, AND SPECIFICATIONS SHALL BE USED BY OR DISCLOSED TO ANY PERSON, CORPORATION OR FIRM FOR ANY PURPOSE WHATSOEVER WITHOUT THE WRITTEN PERMISSION OF ADACHE GROUP ARCHITECTS, INC. VISUAL CONTACT WITH THESE PLANS OR SPECIFICATIONS SHALL CONSTITUTE CONCLUSIVE EVIDENCE OF ACCEPTANCE OF THESE RESTRICTIONS. ALL RIGHTS RESERVED. © 2006

DATE: 10/4/06
SCALE: 1/8" = 1'-0"
DRAWN BY: CE
CHECKED BY: CE
JOB NO.: 45.05A

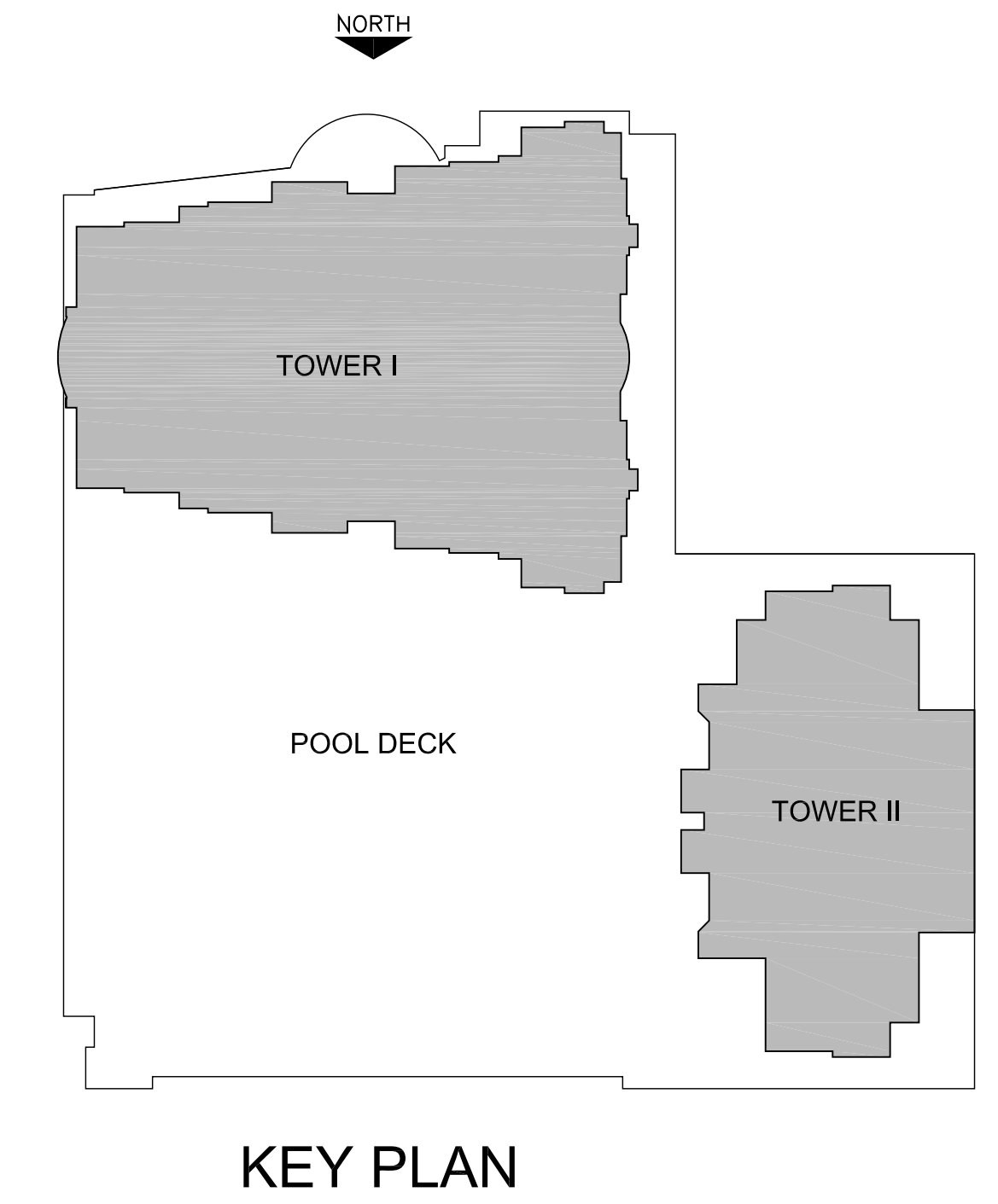
SHEET NO.:
A.1.5.13



NORTH ELEVATION

SCALE: 3/32" = 1'-0"

- NOTES:**
- ALL EXTERIOR ALUM. RAILINGS TO BE 43" A.F.F. CHAPTER 16B-55002 OF THE FLORIDA STATUTES
 - DEFINES TINTED GLASS (REGARDING TURTLE CODE) AS "GLASS TREATED TO ACHIEVE AN INDUSTRY APPROVED, INSIDE TO OUTSIDE LIGHT TRANSMITTANCE VALUE OR 45% OR LESS".



PROJECT DESIGN TEAM:

ARCHITECTS
 ADACHE GROUP ARCHITECTS, INC.
 550 SOUTH FEDERAL HIGHWAY
 FT. LAUDERDALE, FLORIDA 33301
 PH:(954) 525-8133 FAX:(954) 728-8159
 E-MAIL: info@adache.com

BLOODGOOD SHARP BUSTER
 3816 WEST LINEBAUGH AVENUE, SUITE 212
 TAMPA, FLORIDA 33624
 PH:(813) 285-4808 FAX:(813) 285-4809
 E-MAIL: sbarker@bbsdesign.com

CIVIL ENGINEER
 FLORIDA DESIGN CONSULTANTS
 3030 STARKEY BOULEVARD
 NEW PORT RICHEY, FLORIDA 34655
 PH:(727) 849-7588 FAX:(727) 848-3648
 E-MAIL: emaxzur@fdcsign.com

M.E.P. ENGINEER
 WADSWORTH-ONEAL ENGINEERING
 3342 TYRONE BOULEVARD NORTH
 FORT MYERS, FLORIDA 33912
 PH:(239) 454-5511 FAX:(239) 454-5401
 E-MAIL: don@wadsworth-eng.com

STRUCTURAL ENGINEER
 O.E. OLSEN & ASSOCIATES
 3342 TYRONE BOULEVARD NORTH
 ST. PETERSBURG, FLORIDA 33710
 PH:(727) 345-9397 FAX:(727) 343-3207
 E-MAIL: dwo@oeo-eng.com

LANDSCAPE ARCHITECT
 PHIL GRAHAM COMPANY, P.A.
 408 SECOND STREET NORTH
 ST. PETERSBURG, FLORIDA 33701
 PH:(727) 821-5225 FAX:(727) 826-1626
 E-MAIL: tboop@pgc.com

OWNER:

JMC COMMUNITIES
 2201 FOURTH STREET NORTH, SUITE 200
 ST. PETERSBURG, FLORIDA 33704
 PH:(727) 823-0022 FAX:(727) 821-2007

© JMC COMMUNITIES, INC. 2005

PROJECT:

RESIDENCES AT SANDPEARL

14 UNIT CONDOMINIUM

470 MANDALAY AVENUE
 CLEARWATER BEACH, FLORIDA 33756

SEAL:

ISSUED FOR: PERMIT
DATE: 4/5/06

REVISIONS:

No.	DATE	REMARKS

RECORD SET - ISSUED 03/02/2009


* Disclaimer: This Record Document has been prepared based on information provided by others. Adache Group Architects has not verified the accuracy or completeness of this information and shall not be responsible for any errors or omissions that may be incorporated herein as a result.

SHEET TITLE:
 NORTH ELEVATION

ALL IDEAS, DESIGNS, ARRANGEMENTS, PLANS AND SPECIFICATIONS INDICATED OR REPRESENTED BY THIS DRAWING ARE OWNED BY, AND THE PROPERTY OF ADACHE GROUP ARCHITECTS, INC. AND WERE CREATED, EVOLVED AND DEVELOPED FOR USE ON, AND IN CONNECTION WITH, THE SPECIFIED PROJECT. NONE OF THESE IDEAS, PLANS, ARRANGEMENTS, AND SPECIFICATIONS SHALL BE USED BY OR DISCLOSED TO ANY PERSON, CORPORATION OR FIRM FOR ANY PURPOSE WHATSOEVER WITHOUT THE WRITTEN PERMISSION OF ADACHE GROUP ARCHITECTS, INC. VISUAL CONTACT WITH THESE PLANS OR SPECIFICATIONS SHALL CONSTITUTE CONCLUSIVE EVIDENCE OF ACCEPTANCE OF THESE RESTRICTIONS. ALL RIGHTS RESERVED. © 2006

DATE: 10/4/06
SCALE: 3/32" = 1'-0"
DRAWN BY: CE
CHECKED BY: CE
JOB NO.: 45.05A

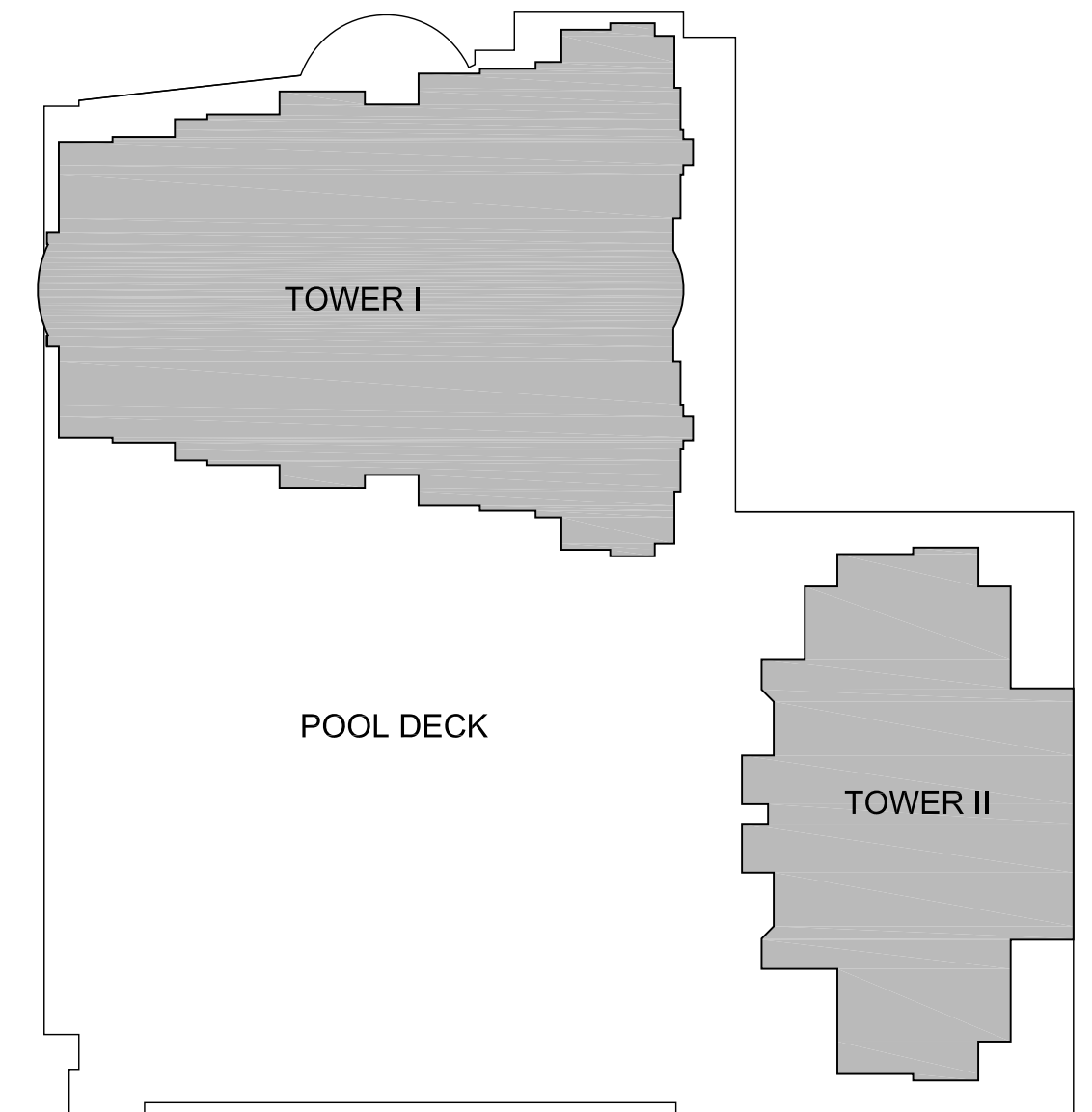
SHEET NO.:
A.2.1.01



SOUTH ELEVATION

SCALE: 3/32" = 1'-0"

- NOTES:**
- 1- ALL EXTERIOR ALUM. RAILINGS TO BE 43" A.F.F. CHAPTER 16B-55002 OF THE FLORIDA STATUTES
 - 2- DEFINES TINTED GLASS (REGARDING TURTLE CODE) AS "GLASS TREATED TO ACHIEVE AN INDUSTRY APPROVED, INSIDE TO OUTSIDE LIGHT TRANSMITTANCE VALUE OR 45% OR LESS".



KEY PLAN

PROJECT DESIGN TEAM:

ARCHITECTS
 ADACHE GROUP ARCHITECTS, INC.
 550 SOUTH FEDERAL HIGHWAY
 FT. LAUDERDALE, FLORIDA 33301
 PH:(954) 525-8133 FAX:(954) 728-8159
 E-MAIL: info@adache.com

BLOODGOOD SHARP BUSTER
 3816 WEST LINEBAUGH AVENUE, SUITE 212
 TAMPA, FLORIDA 33624
 PH:(813) 285-4808 FAX:(813) 285-4809
 E-MAIL: ebarker@bbsdesign.com

CIVIL ENGINEER
 FLORIDA DESIGN CONSULTANTS
 3030 STARKEY BOULEVARD
 NEW PORT RICHEY, FLORIDA 34655
 PH:(727) 849-7588 FAX:(727) 848-3648
 E-MAIL: emaxcu@fdcsign.com

M.E.P. ENGINEER
 WADSWORTH-ONEAL ENGINEERING
 6816 COMMERCIAL PARK DRIVE
 FORT MYERS, FLORIDA 33912
 PH:(239) 454-5511 FAX:(239) 454-5401
 E-MAIL: ceng@wadswortheng.com

STRUCTURAL ENGINEER
 O.E. OLSEN & ASSOCIATES
 3342 TYNONE BOULEVARD NORTH
 ST. PETERSBURG, FLORIDA 33710
 PH:(727) 345-0397 FAX:(727) 343-3207
 E-MAIL: dweil@oeo-eng.com

LANDSCAPE ARCHITECT
 P.H. GRAHAM COMPANY, P.A.
 438 SECOND STREET NORTH
 ST. PETERSBURG, FLORIDA 33701
 PH:(727) 821-5225 FAX:(727) 826-1626
 E-MAIL: thorp@pghc.com

OWNER:

JMC COMMUNITIES
 2201 FOURTH STREET NORTH, SUITE 200
 ST. PETERSBURG, FLORIDA 33704
 PH:(727) 823-0022 FAX:(727) 821-2007

© JMC COMMUNITIES, INC. 2005

PROJECT:

RESIDENCES AT SANDPEARL
14 UNIT CONDOMINIUM
 470 MANDALAY AVENUE
 CLEARWATER BEACH, FLORIDA 33756

SEAL:

ISSUED FOR: PERMIT
DATE: 4/5/06

REVISIONS:

No.	DATE	REMARKS

RECORD SET - ISSUED 03/02/2009

* Disclaimer: This Record Document has been prepared based on information provided by others. Adache Group Architects has not verified the accuracy or completeness of this information and shall not be responsible for any errors or omissions that may be incorporated herewith as a result.

SHEET TITLE:
SOUTH ELEVATION

ALL IDEAS, DESIGNS, ARRANGEMENTS, PLANS AND SPECIFICATIONS INDICATED OR REPRESENTED BY THIS DRAWING ARE OWNED BY, AND THE PROPERTY OF ADACHE GROUP ARCHITECTS, INC. AND WERE CREATED, EVOLVED AND DEVELOPED FOR USE ON, AND IN CONNECTION WITH, THE SPECIFIED PROJECT. NONE OF THESE IDEAS, PLANS, ARRANGEMENTS, AND SPECIFICATIONS SHALL BE USED BY OR DISCLOSED TO ANY PERSON, CORPORATION OR FIRM FOR ANY PURPOSE WHATSOEVER WITHOUT THE WRITTEN PERMISSION OF ADACHE GROUP ARCHITECTS, INC. VISUAL CONTACT WITH THESE PLANS OR SPECIFICATIONS SHALL CONSTITUTE CONCLUSIVE EVIDENCE OF ACCEPTANCE OF THESE RESTRICTIONS. ALL RIGHTS RESERVED. © 2006

DATE: 10/4/06
SCALE: 3/32" = 1'-0"
DRAWN BY: CE
CHECKED BY: CE
JOB NO.: 45.05A

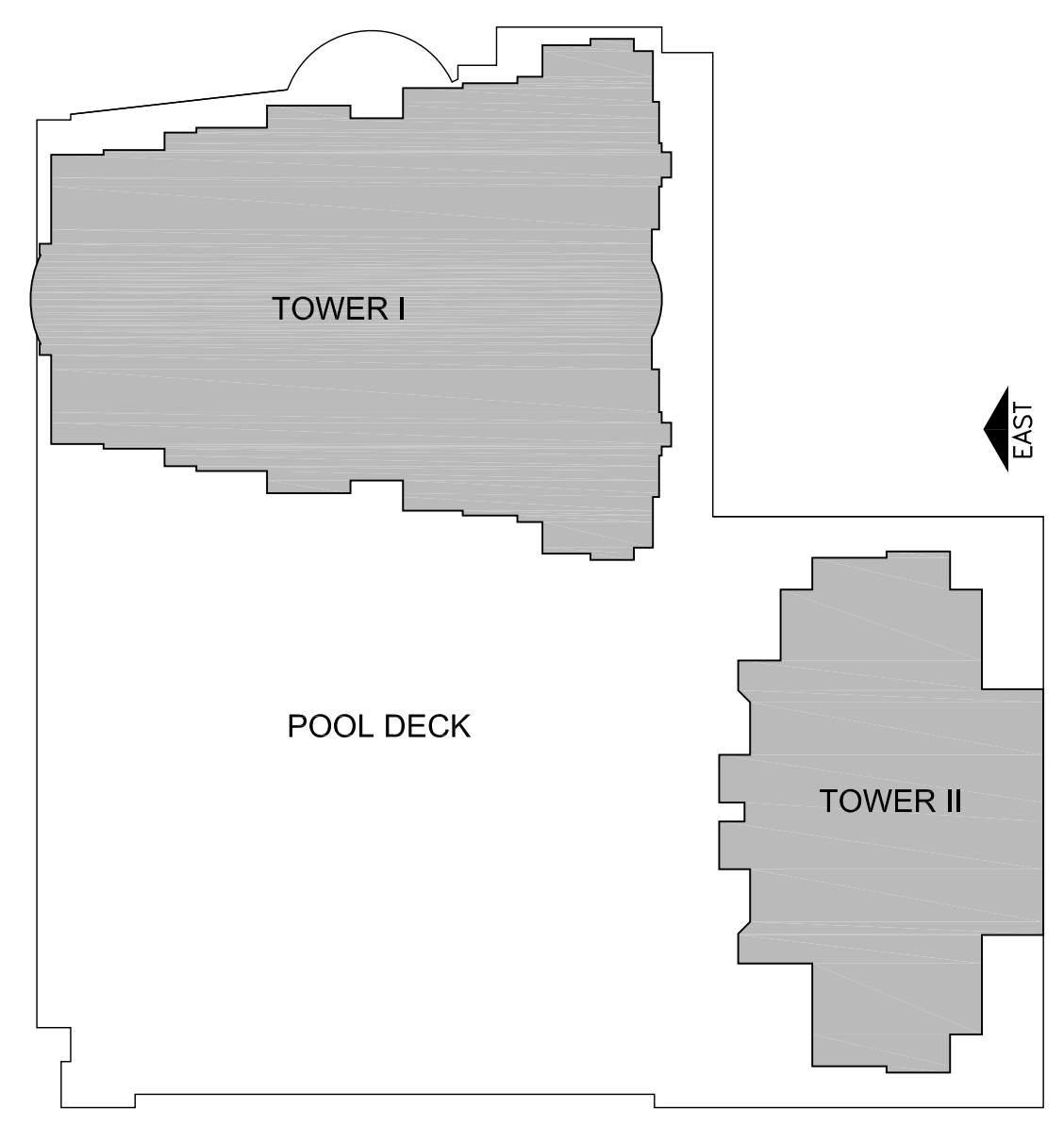
SHEET NO.:
A.2.1.02



EAST ELEVATION

SCALE: 3/32" = 1'-0"

- NOTES:
- 1- ALL EXTERIOR ALUM. RAILINGS TO BE 43" A.F.F. CHAPTER 16B-55002 OF THE FLORIDA STATUTES
 - 2- DEFINES TINTED GLASS (REGARDING TURTLE CODE) AS "GLASS TREATED TO ACHIEVE AN INDUSTRY APPROVED, INSIDE TO OUTSIDE LIGHT TRANSMITTANCE VALUE OR 45% OR LESS".



PROJECT DESIGN TEAM:

ARCHITECTS
 ADACHE GROUP ARCHITECTS, INC.
 550 SOUTH FEDERAL HIGHWAY
 FT. LAUDERDALE, FLORIDA 33301
 PH:(954) 525-1133 FAX:(954) 728-8159
 E-MAIL: info@adache.com

BLOODGOOD SHARP BUSTER
 3816 WEST LINEBAUGH AVENUE, SUITE 212
 TAMPA, FLORIDA 33629
 PH:(813) 285-4808 FAX:(813) 285-4809
 E-MAIL: sbarker@sbbsdesign.com

CIVIL ENGINEER
 FLORIDA DESIGN CONSULTANTS
 3030 STARKEY BOULEVARD
 NEW PORT RICHEY, FLORIDA 34655
 PH:(727) 849-7588 FAX:(727) 849-3648
 E-MAIL: emaxcu@fdcsign.com

M.E.P. ENGINEER
 WADSWORTH-ONEAL ENGINEERING
 3342 TYNONE BOULEVARD NORTH
 ST. PETERSBURG, FLORIDA 33713
 PH:(727) 345-9397 FAX:(727) 343-3207
 E-MAIL: don@wadoeoneal.com

STRUCTURAL ENGINEER
 O.E. OLSEN & ASSOCIATES
 3342 TYNONE BOULEVARD NORTH
 ST. PETERSBURG, FLORIDA 33713
 PH:(727) 345-9397 FAX:(727) 343-3207
 E-MAIL: dwo@oeo-eng.com

LANDSCAPE ARCHITECT
 PHIL GRAHAM COMPANY, P.A.
 418 SECOND STREET NORTH
 ST. PETERSBURG, FLORIDA 33701
 PH:(727) 821-5225 FAX:(727) 826-1626
 E-MAIL: tbooth@pgcl.com

OWNER:

JMC COMMUNITIES
 2201 FOURTH STREET NORTH, SUITE 200
 ST. PETERSBURG, FLORIDA 33704
 PH:(727) 823-0022 FAX:(727) 821-2007

© JMC COMMUNITIES, INC. 2005

PROJECT:

RESIDENCES AT SANDPEARL
14 UNIT CONDOMINIUM
 470 MANDALAY AVENUE
 CLEARWATER BEACH, FLORIDA 33756

SEAL:

ISSUED FOR: PERMIT
DATE: 4/5/06

REVISIONS:

No.	DATE	REMARKS

RECORD SET - ISSUED 03/02/2009

* Disclaimer: This Record Document has been prepared based on information provided by others. Adache Group Architects has not verified the accuracy or completeness of this information and shall not be responsible for any errors or omissions that may be incorporated herewith as a result.

SHEET TITLE:
EAST ELEVATION

ALL IDEAS, DESIGNS, ARRANGEMENTS, PLANS AND SPECIFICATIONS INDICATED OR REPRESENTED BY THIS DRAWING ARE OWNED BY, AND THE PROPERTY OF ADACHE GROUP ARCHITECTS, INC. AND WERE CREATED, EVOLVED AND DEVELOPED FOR USE ON, AND IN CONNECTION WITH, THE SPECIFIED PROJECT. NONE OF THESE IDEAS, PLANS, ARRANGEMENTS, AND SPECIFICATIONS SHALL BE USED BY OR DISCLOSED TO ANY PERSON, CORPORATION OR FIRM FOR ANY PURPOSE WHATSOEVER WITHOUT THE WRITTEN PERMISSION OF ADACHE GROUP ARCHITECTS, INC. VISUAL CONTACT WITH THESE PLANS OR SPECIFICATIONS SHALL CONSTITUTE CONCLUSIVE EVIDENCE OF ACCEPTANCE OF THESE RESTRICTIONS. ALL RIGHTS RESERVED. © 2006

DATE: 10/4/06
SCALE: 3/32" = 1'-0"
DRAWN BY: CE
CHECKED BY: CE
JOB NO.: 45.05A

SHEET NO.:
A.2.1.03

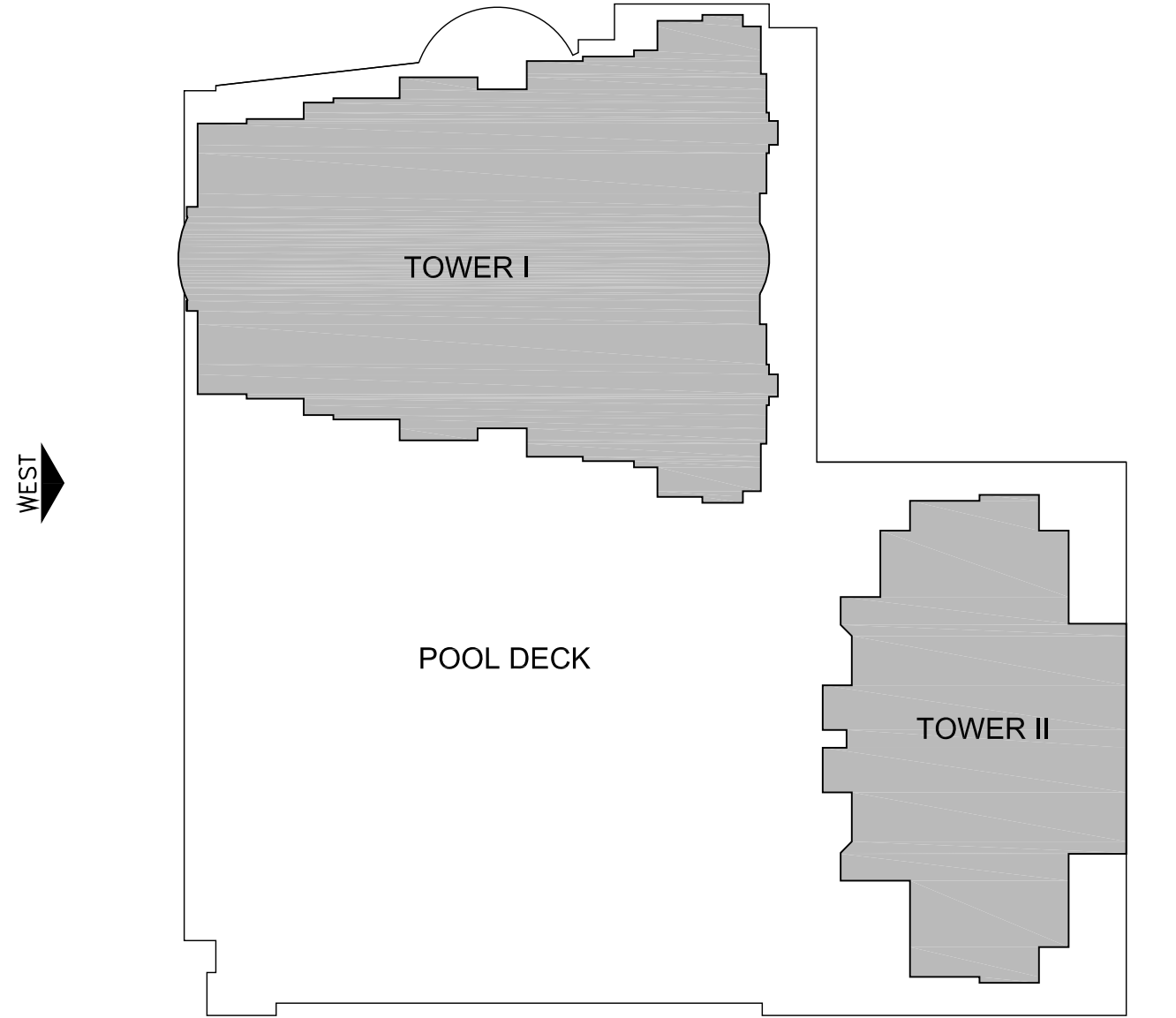


TOWER II

WEST ELEVATION

SCALE: 3/32" = 1'-0"

- NOTES:**
- 1- ALL EXTERIOR ALUM. RAILINGS TO BE 43" A.F.F. CHAPTER 16B-55002 OF THE FLORIDA STATUTES
 - 2- DEFINES TINTED GLASS (REGARDING TURTLE CODE) AS "GLASS TREATED TO ACHIEVE AN INDUSTRY APPROVED, INSIDE TO OUTSIDE LIGHT TRANSMITTANCE VALUE OR 45% OR LESS".



KEY PLAN

PROJECT DESIGN TEAM:

ARCHITECTS
ADACHE GROUP ARCHITECTS, INC.
 550 SOUTH FEDERAL HIGHWAY
 FT. LAUDERDALE, FLORIDA 33301
 PH:(954) 525-1133 FAX:(954) 728-8159
 E-MAIL: info@adache.com

BLOODGOOD SHARP BUSTER
 3816 WEST LINEBAUGH AVENUE, SUITE 212
 TAMPA, FLORIDA 33624
 PH:(813) 285-4828 FAX:(813) 285-4809
 E-MAIL: ebarker@sbbsdesign.com

CIVIL ENGINEER
FLORIDA DESIGN CONSULTANTS
 3030 STARKEY BOULEVARD
 NEW PORT RICHEY, FLORIDA 34655
 PH:(727) 849-7588 FAX:(727) 846-3648
 E-MAIL: emazzu@fdcsign.com

M.E.P. ENGINEER
WADSWORTH-ONEAL ENGINEERING
 6816 COMMERCIAL PARK DRIVE
 FORT MYERS, FLORIDA 33912
 PH:(239) 454-5611 FAX:(239) 454-6401
 E-MAIL: dan@wadsworth-eng.com

STRUCTURAL ENGINEER
O.E. OLSEN & ASSOCIATES
 3342 TYRONE BOULEVARD NORTH
 ST. PETERSBURG, FLORIDA 33710
 PH:(727) 345-0397 FAX:(727) 343-3207
 E-MAIL: dwo@oeo-eng.com

LANDSCAPE ARCHITECT
PHIL GRAHAM COMPANY, P.A.
 438 SECOND STREET NORTH
 ST. PETERSBURG, FLORIDA 33701
 PH:(727) 821-5225 FAX:(727) 826-1626
 E-MAIL: tboer@pgc.com

OWNER:

JMC COMMUNITIES
 2201 FOURTH STREET NORTH, SUITE 200
 ST. PETERSBURG, FLORIDA 33704
 PH:(727) 823-0022 FAX:(727) 821-2007

© JMC COMMUNITIES, INC. 2005

PROJECT:

RESIDENCES AT SANDPEARL
14 UNIT CONDOMINIUM
 470 MANDALAY AVENUE
 CLEARWATER BEACH, FLORIDA 33756

SEAL:

ISSUED FOR: PERMIT
DATE: 4/5/06

REVISIONS:

No.	DATE	REMARKS

RECORD SET - ISSUED 03/02/2009

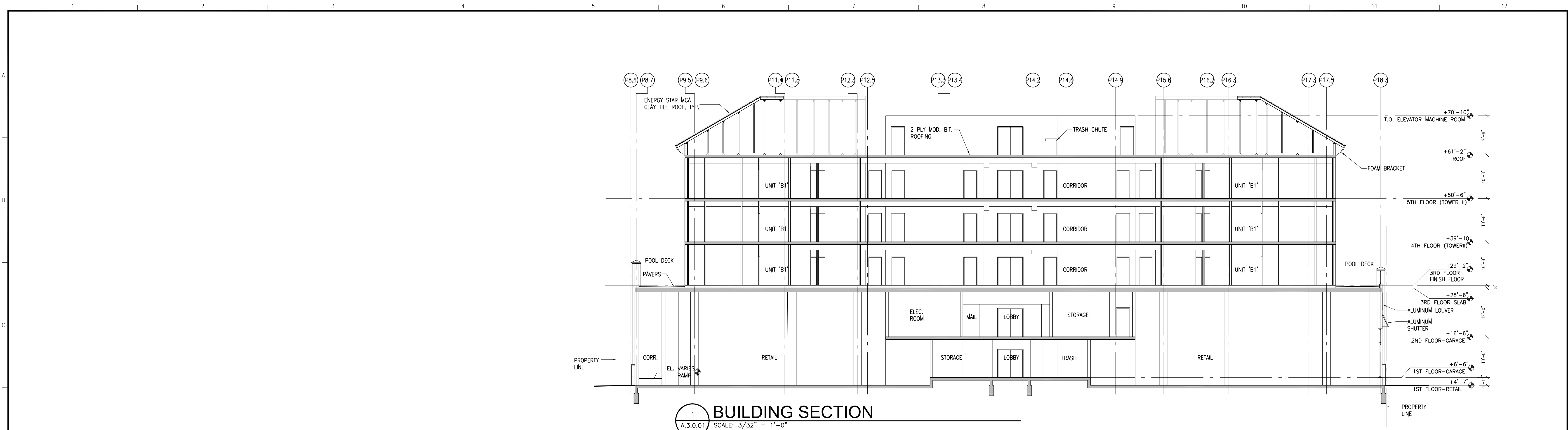
* Disclaimer: This Record Document has been prepared based on information provided by others. Adache Group Architects has not verified the accuracy or completeness of this information and shall not be responsible for any errors or omissions that may be incorporated herein as a result.

SHEET TITLE:
WEST ELEVATION

ALL IDEAS, DESIGNS, ARRANGEMENTS, PLANS AND SPECIFICATIONS INDICATED OR REPRESENTED BY THIS DRAWING ARE OWNED BY, AND THE PROPERTY OF ADACHE GROUP ARCHITECTS, INC. AND WERE CREATED, EVOLVED AND DEVELOPED FOR USE ON, AND IN CONNECTION WITH, THE SPECIFIED PROJECT. NONE OF THESE IDEAS, PLANS, ARRANGEMENTS, AND SPECIFICATIONS SHALL BE USED BY OR DISCLOSED TO ANY PERSON, CORPORATION OR FIRM FOR ANY PURPOSE WHATSOEVER WITHOUT THE WRITTEN PERMISSION OF ADACHE GROUP ARCHITECTS, INC. VISUAL CONTACT WITH THESE PLANS OR SPECIFICATIONS SHALL CONSTITUTE CONCLUSIVE EVIDENCE OF ACCEPTANCE OF THESE RESTRICTIONS. ALL RIGHTS RESERVED. © 2006

DATE: 10/4/06
SCALE: 3/32" = 1'-0"
DRAWN BY: CE
CHECKED BY: CE
JOB NO.: 45.05A

SHEET NO.:
A.2.1.04



1 BUILDING SECTION
A.3.0.01 SCALE: 3/32" = 1'-0"



2 BUILDING SECTION
A.3.0.01 SCALE: 3/32" = 1'-0"

PROJECT DESIGN TEAM:
ARCHITECTS
 ADACHE GROUP ARCHITECTS, INC.
 550 SOUTH FEDERAL HIGHWAY
 FT. LAUDERDALE, FLORIDA 33301
 PH:(954) 525-1133 FAX:(954) 729-9159
 E-MAIL: info@adache.com
BLOODGOOD SHARP BUSTER
 3816 WEST LINEBAUGH AVENUE, SUITE 212
 TAMPA, FLORIDA 33604
 PH:(813) 205-4808 FAX:(813) 285-4809
 E-MAIL: ebarker@bsbdesign.com
CIVIL ENGINEER
 FLORIDA DESIGN CONSULTANTS
 3030 STARKEY BOULEVARD
 NEW PORT RICHEY, FLORIDA 34655
 PH:(727) 849-7508 FAX:(727) 846-3648
 E-MAIL: emazzu@fdcsign.com
M.E.P. ENGINEER
 WADSWORTH-ONEAL ENGINEERING
 3424 TYRONE BOULEVARD NORTH
 ST. PETERSBURG, FLORIDA 33710
 PH:(727) 345-4397 FAX:(727) 343-3207
 E-MAIL: dweil@woe-eng.com
STRUCTURAL ENGINEER
 O.E. OLSEN & ASSOCIATES
 6816 COMMERCIAL PARK DRIVE
 FORT MYERS, FLORIDA 33912
 PH:(239) 454-5511 FAX:(239) 454-6401
 E-MAIL: oea@wadswortheng.com
LANDSCAPE ARCHITECT
 PHIL GRAHAM COMPANY, P.A.
 418 SECOND STREET NORTH
 ST. PETERSBURG, FLORIDA 33701
 PH:(727) 821-5225 FAX:(727) 826-1626
 E-MAIL: tboop@pgcplc.com

OWNER:
 JMC COMMUNITIES
 2201 FOURTH STREET NORTH, SUITE 200
 ST. PETERSBURG, FLORIDA 33704
 PH:(727) 823-0022 FAX:(727) 821-2007
 © JMC COMMUNITIES, INC. 2005

PROJECT:
RESIDENCES AT SANDPEARL
14 UNIT CONDOMINIUM
 470 MANDALAY AVENUE
 CLEARWATER BEACH, FLORIDA 33756

SEAL:

ISSUED FOR: PERMIT
DATE: 4/5/06

REVISIONS:

No.	DATE	REMARKS

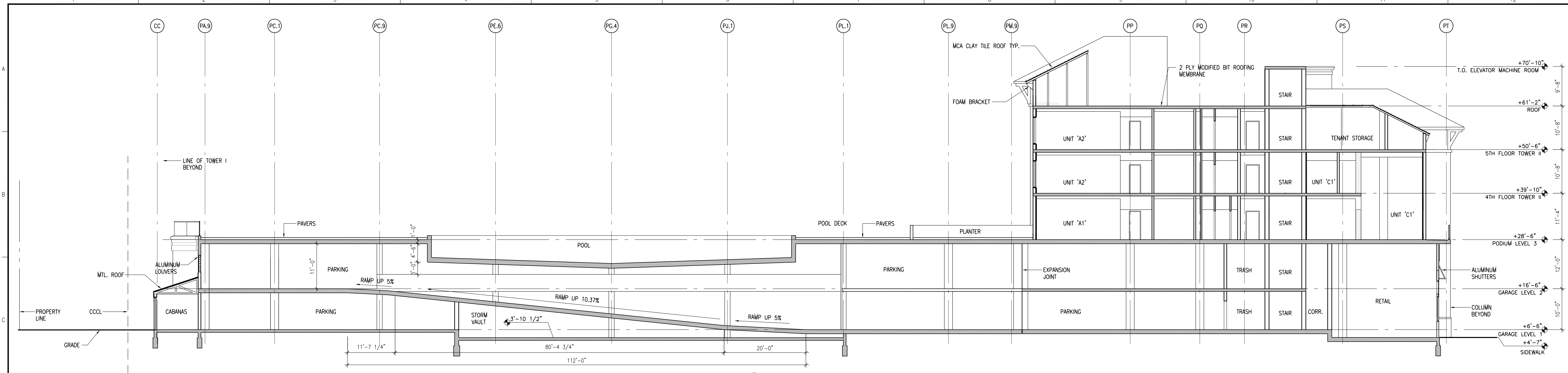
RECORD SET - ISSUED 03/02/2009
 * Disclaimer: This Record Document has been prepared based on information provided by others. Adache Group Architects has not verified the accuracy or completeness of this information and shall not be responsible for any errors or omissions that may be incorporated hereinto as a result.

SHEET TITLE:
BUILDING SECTIONS

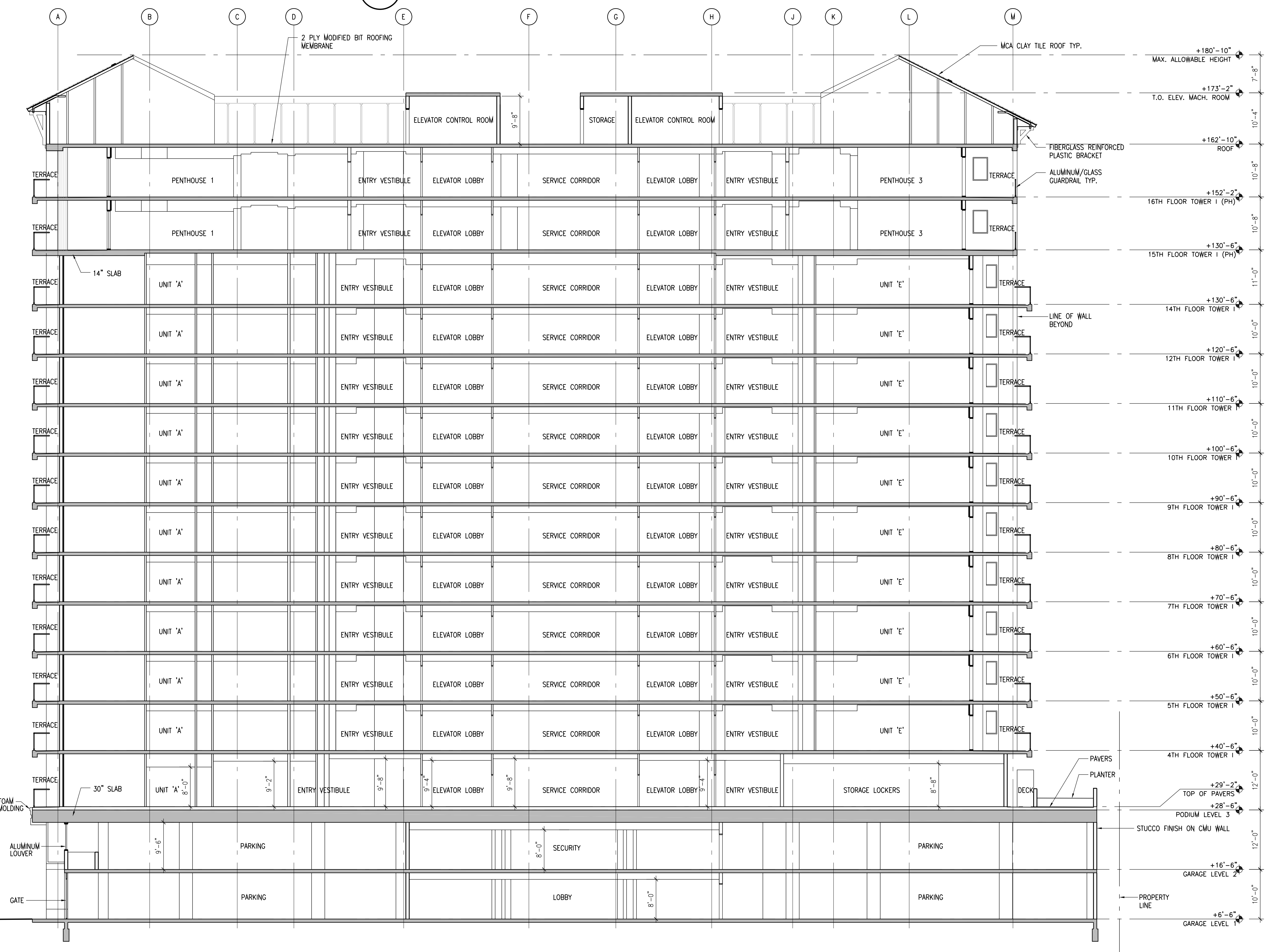
ALL IDEAS, DESIGNS, ARRANGEMENTS, PLANS AND SPECIFICATIONS INDICATED OR REPRESENTED BY THIS DRAWING ARE OWNED BY, AND THE PROPERTY OF ADACHE GROUP ARCHITECTS, INC. AND WERE CREATED, EVOLVED AND DEVELOPED FOR USE ON, AND IN CONNECTION WITH, THE SPECIFIED PROJECT. NONE OF THESE IDEAS, PLANS, ARRANGEMENTS, AND SPECIFICATIONS SHALL BE USED BY OR DISCLOSED TO ANY PERSON, CORPORATION OR FIRM FOR ANY PURPOSE WHATSOEVER WITHOUT THE WRITTEN PERMISSION OF ADACHE GROUP ARCHITECTS, INC. VISUAL CONTACT WITH THESE PLANS OR SPECIFICATIONS SHALL CONSTITUTE CONCLUSIVE EVIDENCE OF ACCEPTANCE OF THESE RESTRICTIONS. ALL RIGHTS RESERVED. © 2006

DATE: 10/4/06
SCALE: 3/32" = 1'-0"
DRAWN BY: CE
CHECKED BY: CE
JOB NO.: 45.05A

SHEET NO.:
A.3.0.01



1 BUILDING SECTION
 A.3.0.02 SCALE: 3/32" = 1'-0"



2 BUILDING SECTION
 A.3.0.02 SCALE: 3/32" = 1'-0"

PROJECT DESIGN TEAM:

ARCHITECTS
 ADACHE GROUP ARCHITECTS, INC.
 550 SOUTH FEDERAL HIGHWAY
 FT. LAUDERDALE, FLORIDA 33301
 PH:(954) 525-9133 FAX:(954) 726-9159
 E-MAIL: info@adache.com

BLOODGOOD SHARP BUSTER
 3816 WEST LINEBAUGH AVENUE, SUITE 212
 TAMPA, FLORIDA 33604
 PH:(813) 285-4808 FAX:(813) 285-4809
 E-MAIL: sbarker@bbsdesign.com

CIVIL ENGINEER
 FLORIDA DESIGN CONSULTANTS
 3030 STARKY BOWLEAVARD
 NEW PORT RICHEY, FLORIDA 34655
 PH:(727) 849-7588 FAX:(727) 848-3648
 E-MAIL: emaxcu@fdcsign.com

M.E.P. ENGINEER
 WADSWORTH-ONEAL ENGINEERING
 6416 COMMERCIE PARK DRIVE
 FORT MYERS, FLORIDA 33912
 PH:(239) 454-5511 FAX:(239) 454-5401
 E-MAIL: don@wadswortheng.com

STRUCTURAL ENGINEER
 O.E. OLSEN & ASSOCIATES
 3342 TYNONE BOULEVARD NORTH
 ST. PETERSBURG, FLORIDA 33710
 PH:(727) 345-9397 FAX:(727) 343-3207
 E-MAIL: doel@oeo-eng.com

LANDSCAPE ARCHITECT
 PHIL GRAHAM COMPANY, P.A.
 408 SECOND STREET NORTH
 ST. PETERSBURG, FLORIDA 33701
 PH:(727) 821-5225 FAX:(727) 826-1626
 E-MAIL: tboon@pgca.com

OWNER:

JMC COMMUNITIES
 2201 FOURTH STREET NORTH, SUITE 200
 ST. PETERSBURG, FLORIDA 33704
 PH:(727) 823-0022 FAX:(727) 821-2007
 E-MAIL: jmc@jmc.com

© JMC COMMUNITIES, INC. 2005

PROJECT:

RESIDENCES AT SANDPEARL
14 UNIT CONDOMINIUM
 470 MANDALAY AVENUE
 CLEARWATER BEACH, FLORIDA 33756

SEAL:

ISSUED FOR: PERMIT
DATE: 4/5/06

REVISIONS:

No.	DATE	REMARKS

RECORD SET - ISSUED 03/02/2009

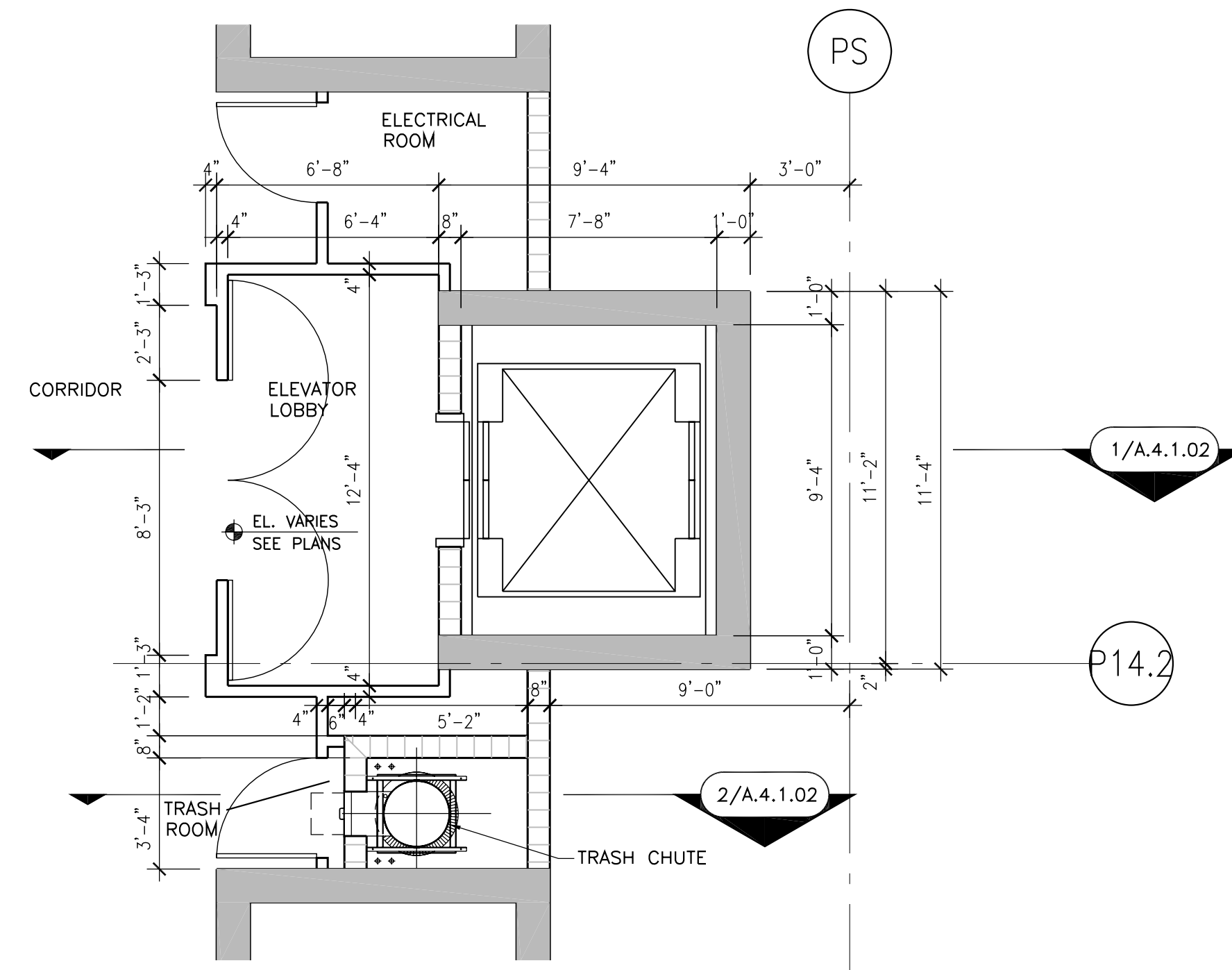
* Disclaimer: This Record Document has been prepared based on information provided by others. Adache Group Architects has not verified the accuracy or completeness of this information and shall not be responsible for any errors or omissions that may be incorporated hereinto as a result.

SHEET TITLE:
BUILDING SECTIONS

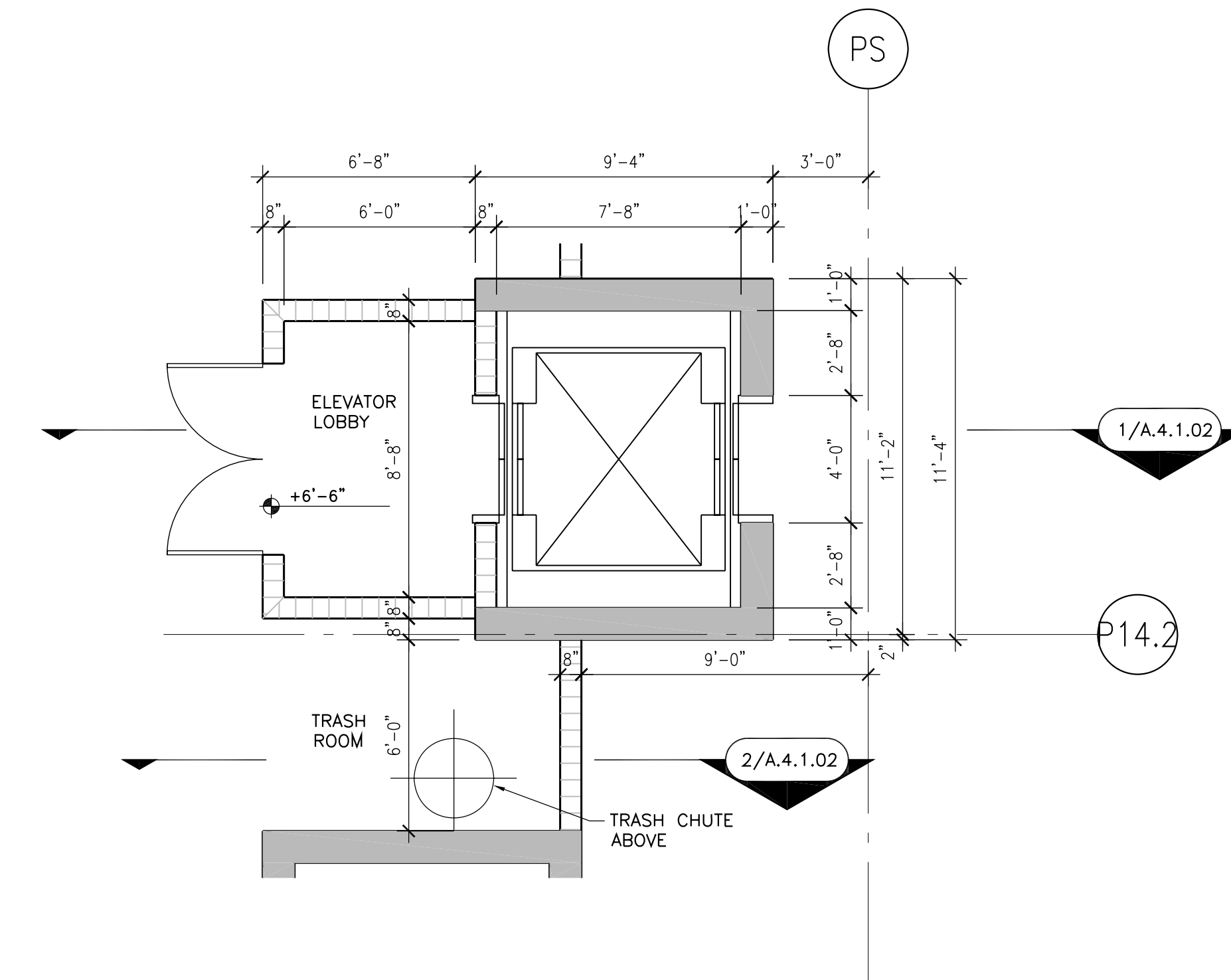
ALL IDEAS, DESIGNS, ARRANGEMENTS, PLANS AND SPECIFICATIONS INDICATED OR REPRESENTED BY THIS DRAWING ARE OWNED BY, AND THE PROPERTY OF ADACHE GROUP ARCHITECTS, INC. AND WERE CREATED, EVOLVED AND DEVELOPED FOR USE ON, AND IN CONNECTION WITH, THE SPECIFIED PROJECT. NONE OF THESE IDEAS, PLANS, ARRANGEMENTS, AND SPECIFICATIONS SHALL BE USED BY OR DISCLOSED TO ANY PERSON, CORPORATION OR FIRM FOR ANY PURPOSE WHATSOEVER WITHOUT THE WRITTEN PERMISSION OF ADACHE GROUP ARCHITECTS, INC. VISUAL CONTACT WITH THESE PLANS OR SPECIFICATIONS SHALL CONSTITUTE CONCLUSIVE EVIDENCE OF ACCEPTANCE OF THESE RESTRICTIONS. ALL RIGHTS RESERVED. © 2006

DATE: 10/4/06
SCALE: 3/32" = 1'-0"
DRAWN BY: CE
CHECKED BY: CE
JOB NO.: 45.05A

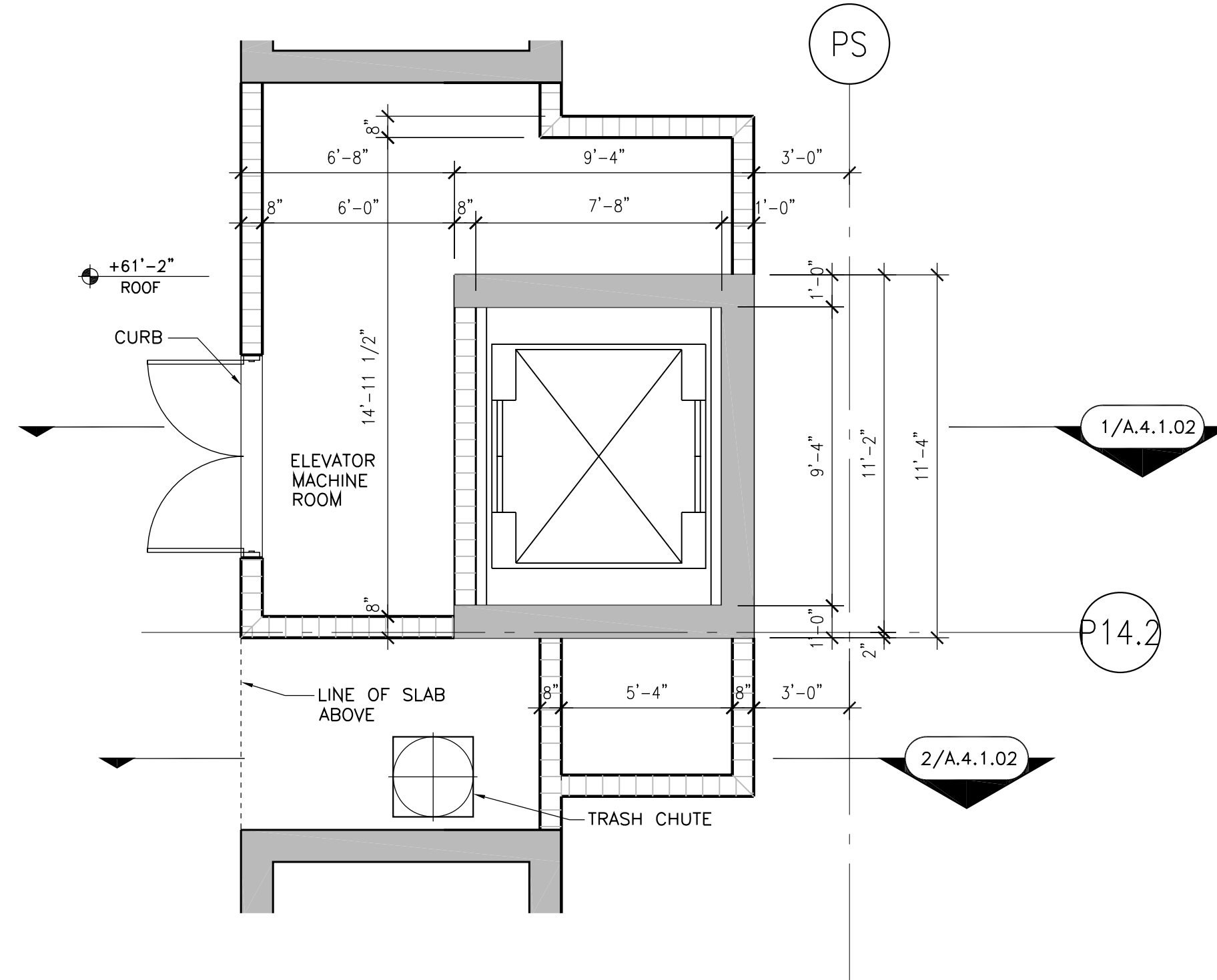
SHEET NO.:
A.3.0.02



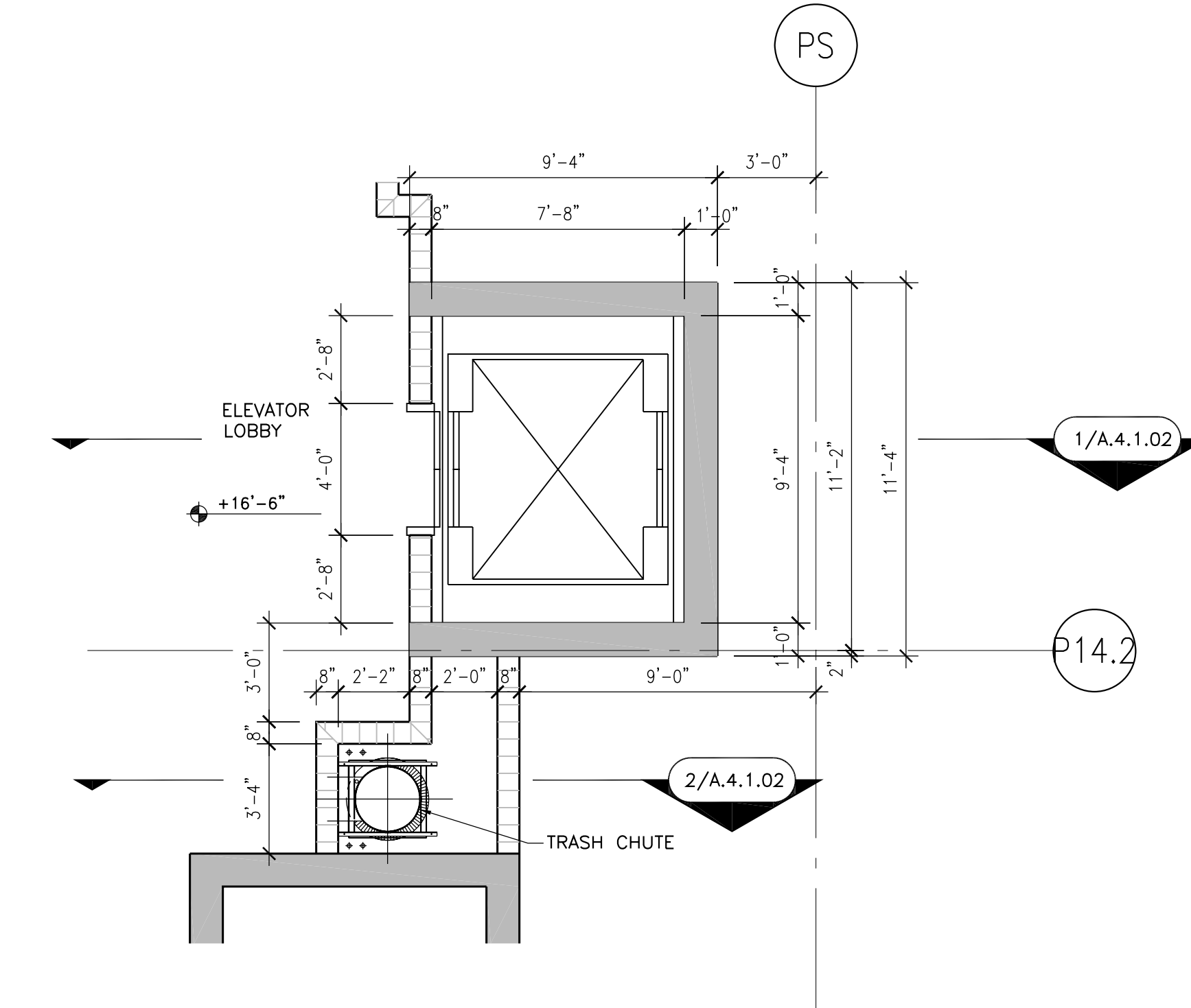
3 3RD-5TH FLOOR ELEVATOR PLAN
A-4.1.01 SCALE: 1/4" = 1'-0"



1 1ST FLOOR ELEVATOR PLAN
A-4.1.01 SCALE: 1/4" = 1'-0"



4 ROOF ELEVATOR PLAN
A-4.1.01 SCALE: 1/4" = 1'-0"



2 2ND FLOOR ELEVATOR PLAN
A-4.1.01 SCALE: 1/4" = 1'-0"

PROJECT DESIGN TEAM:
ARCHITECTS
 ADACHE GROUP ARCHITECTS, INC.
 550 SOUTH FEDERAL HIGHWAY
 FT. LAUDERDALE, FLORIDA 33301
 PH:(954) 525-8133 FAX:(954) 728-8159
 E-MAIL: info@adache.com
BLOODGOOD SHARP BUSTER
 3818 WEST LINEBAUGH AVENUE, SUITE 212
 TAMPA, FLORIDA 33624
 PH:(813) 285-4808 FAX:(813) 285-4809
 E-MAIL: sbarker@bsbdesign.com
CIVIL ENGINEER
 FLORIDA DESIGN CONSULTANTS
 3030 STARKEY BOULEVARD
 NEW PORT RICHEY, FLORIDA 34655
 PH:(727) 849-7588 FAX:(727) 846-3648
 E-MAIL: emaxcu@fdcsign.com
M.E.P. ENGINEER
 WADSWORTH-ONEAL ENGINEERING
 3342 TYRONE BOULEVARD NORTH
 FORT MYERS, FLORIDA 33912
 PH:(239) 454-5511 FAX:(239) 454-5401
 E-MAIL: don@wadsworth-eng.com
STRUCTURAL ENGINEER
 O.E. OLSEN & ASSOCIATES
 3342 TYRONE BOULEVARD NORTH
 ST. PETERSBURG, FLORIDA 33713
 PH:(727) 345-6397 FAX:(727) 343-3207
 E-MAIL: doel@oeeo-eng.com
LANDSCAPE ARCHITECT
 PHIL GRAHAM COMPANY, P.A.
 438 SECOND STREET NORTH
 ST. PETERSBURG, FLORIDA 33701
 PH:(727) 821-5225 FAX:(727) 826-1626
 E-MAIL: tbooth@pgca.com

OWNER:
 JMC COMMUNITIES
 2201 FOURTH STREET NORTH, SUITE 200
 ST. PETERSBURG, FLORIDA 33704
 PH:(727) 823-0022 FAX:(727) 821-2007
 © JMC COMMUNITIES, INC. 2005

PROJECT:
RESIDENCES AT SANDPEARL
14 UNIT CONDOMINIUM
 470 MANDALAY AVENUE
 CLEARWATER BEACH, FLORIDA 33756

SEAL:

ISSUED FOR: PERMIT
DATE: 4/5/06

REVISIONS:

No.	DATE	REMARKS

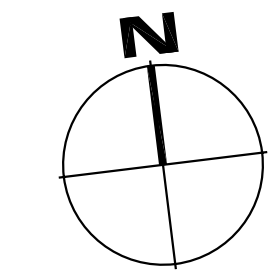
RECORD SET - ISSUED 03/02/2009
 * Disclaimer: This Record Document has been prepared based on information provided by others. Adache Group Architects has not verified the accuracy or completeness of this information and shall not be responsible for any errors or omissions that may be incorporated herewith as a result.

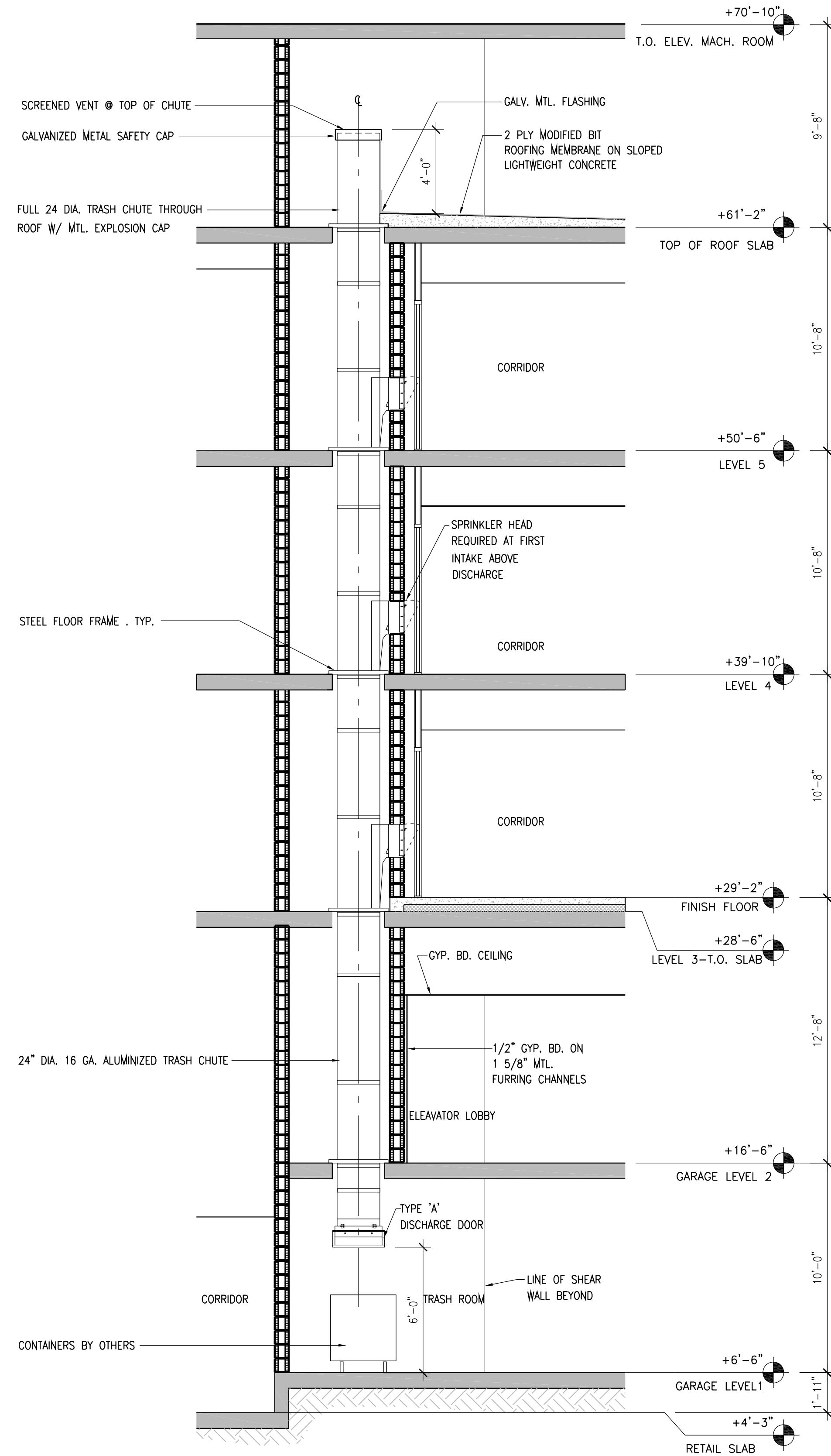
SHEET TITLE:
TRASH CHUTE/ ELEVATOR PLANS

ALL IDEAS, DESIGNS, ARRANGEMENTS, PLANS AND SPECIFICATIONS INDICATED OR REPRESENTED BY THIS DRAWING ARE OWNED BY, AND THE PROPERTY OF ADACHE GROUP ARCHITECTS, INC. AND WERE CREATED, EVOLVED AND DEVELOPED FOR USE ON, AND IN CONNECTION WITH, THE SPECIFIED PROJECT. NONE OF THESE IDEAS, PLANS, ARRANGEMENTS, AND SPECIFICATIONS SHALL BE USED BY OR DISCLOSED TO ANY PERSON, CORPORATION OR FIRM FOR ANY PURPOSE WHATSOEVER WITHOUT THE WRITTEN PERMISSION OF ADACHE GROUP ARCHITECTS, INC. VISUAL CONTACT WITH THESE PLANS OR SPECIFICATIONS SHALL CONSTITUTE CONCLUSIVE EVIDENCE OF ACCEPTANCE OF THESE RESTRICTIONS. ALL RIGHTS RESERVED. © 2006

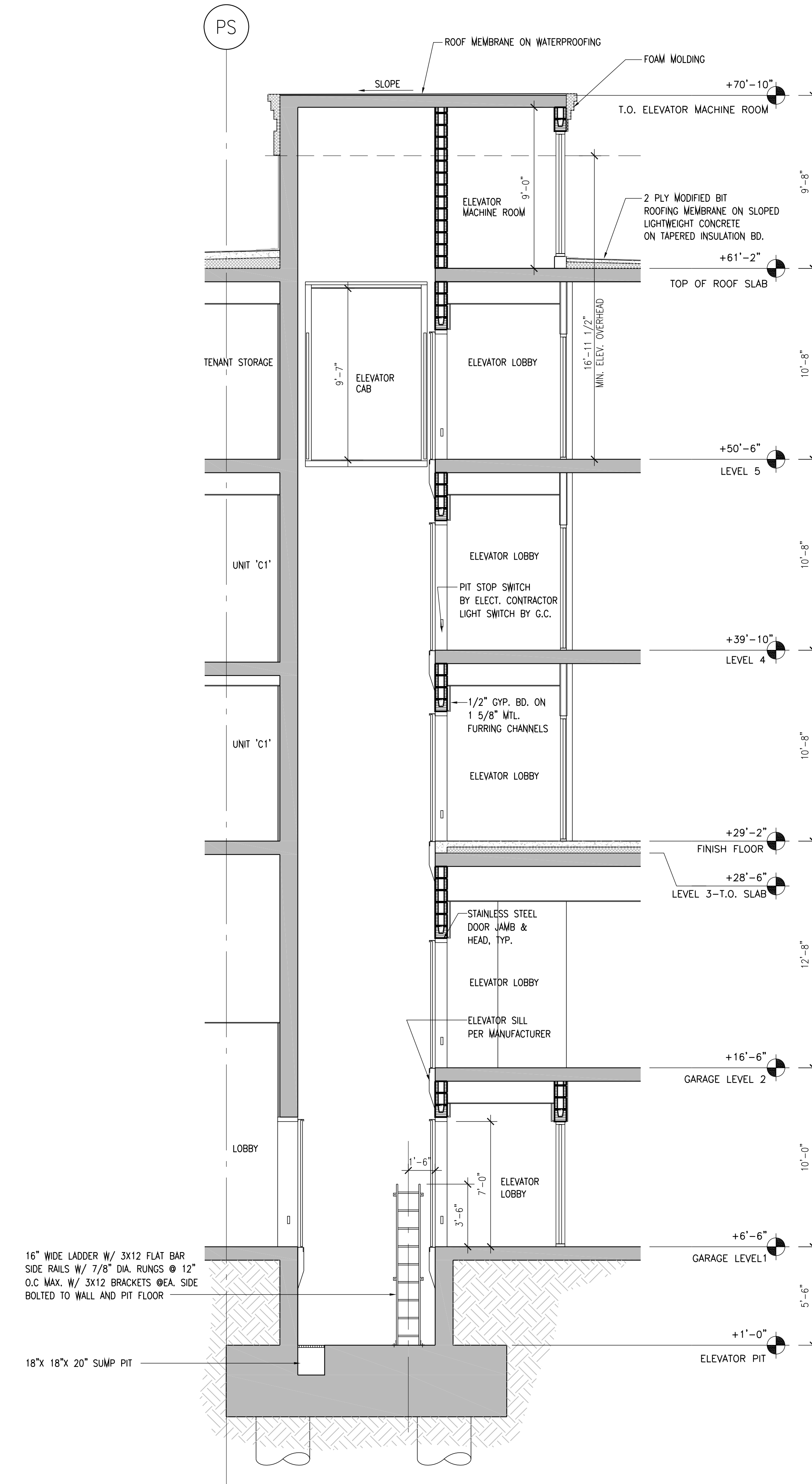
DATE: 10/4/06
SCALE: 3/32" = 1'-0"
DRAWN BY: CE
CHECKED BY: CE
JOB NO.: 45.05A

SHEET NO.:
A.4.1.01





2 TRASH CHUTE SECTION
A.4.1.02 SCALE: 1/4" = 1'-0"



1 ELEVATOR SECTION
A.4.1.02 SCALE: 1/4" = 1'-0"

PROJECT DESIGN TEAM:
ARCHITECTS
 ADACHE GROUP ARCHITECTS, INC.
 550 SOUTH FEDERAL HIGHWAY
 FT. LAUDERDALE, FLORIDA 33301
 PH:(954) 525-8133 FAX:(954) 728-8159
 E-MAIL: info@adache.com
BLOODGOOD SHARP BUSTER
 3816 WEST LINEBAUGH AVENUE, SUITE 212
 TAMPA, FLORIDA 33624
 PH:(813) 285-4808 FAX:(813) 285-4809
 E-MAIL: sbarker@bshbdesign.com
CIVIL ENGINEER
 FLORIDA DESIGN CONSULTANTS
 3030 STARKEY BOULEVARD
 NEW PORT RICHEY, FLORIDA 34655
 PH:(727) 849-7588 FAX:(727) 846-3648
 E-MAIL: emazur@fdesign.com
M.E.P. ENGINEER
 WADSWORTH-ONEAL ENGINEERING
 3342 TYNONE BOULEVARD NORTH
 FORT MYERS, FLORIDA 33912
 PH:(239) 454-5611 FAX:(239) 454-6401
 E-MAIL: don@wadsworth-eng.com
STRUCTURAL ENGINEER
 O.E. OLSEN & ASSOCIATES
 3342 TYNONE BOULEVARD NORTH
 ST. PETERSBURG, FLORIDA 33710
 PH:(727) 345-8097 FAX:(727) 343-3207
 E-MAIL: dwoell@oeo-eng.com
LANDSCAPE ARCHITECT
 PHIL GRAHAM COMPANY, P.A.
 408 SECOND STREET NORTH
 ST. PETERSBURG, FLORIDA 33701
 PH:(727) 821-5225 FAX:(727) 826-1626
 E-MAIL: tbooth@pgpl.com

OWNER:
 JMC COMMUNITIES
 2201 FOURTH STREET NORTH, SUITE 200
 ST. PETERSBURG, FLORIDA 33704
 PH:(727) 823-0022 FAX:(727) 821-2007
 © JMC COMMUNITIES, INC. 2005

PROJECT:
RESIDENCES AT SANDPEARL
14 UNIT CONDOMINIUM
 470 MANDALAY AVENUE
 CLEARWATER BEACH, FLORIDA 33756

SEAL:

ISSUED FOR: PERMIT
DATE: 4/5/06

REVISIONS:

No.	DATE	REMARKS

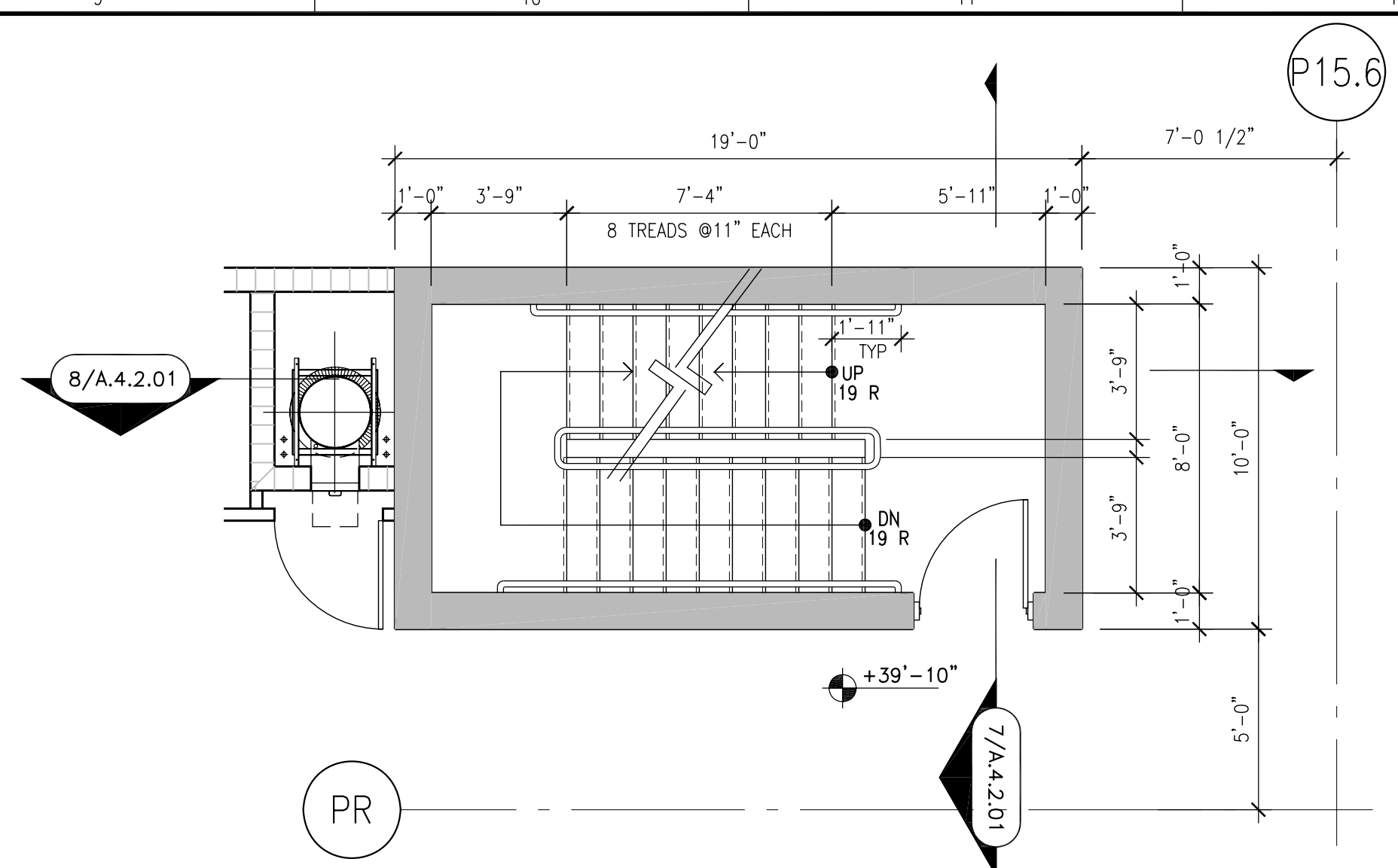
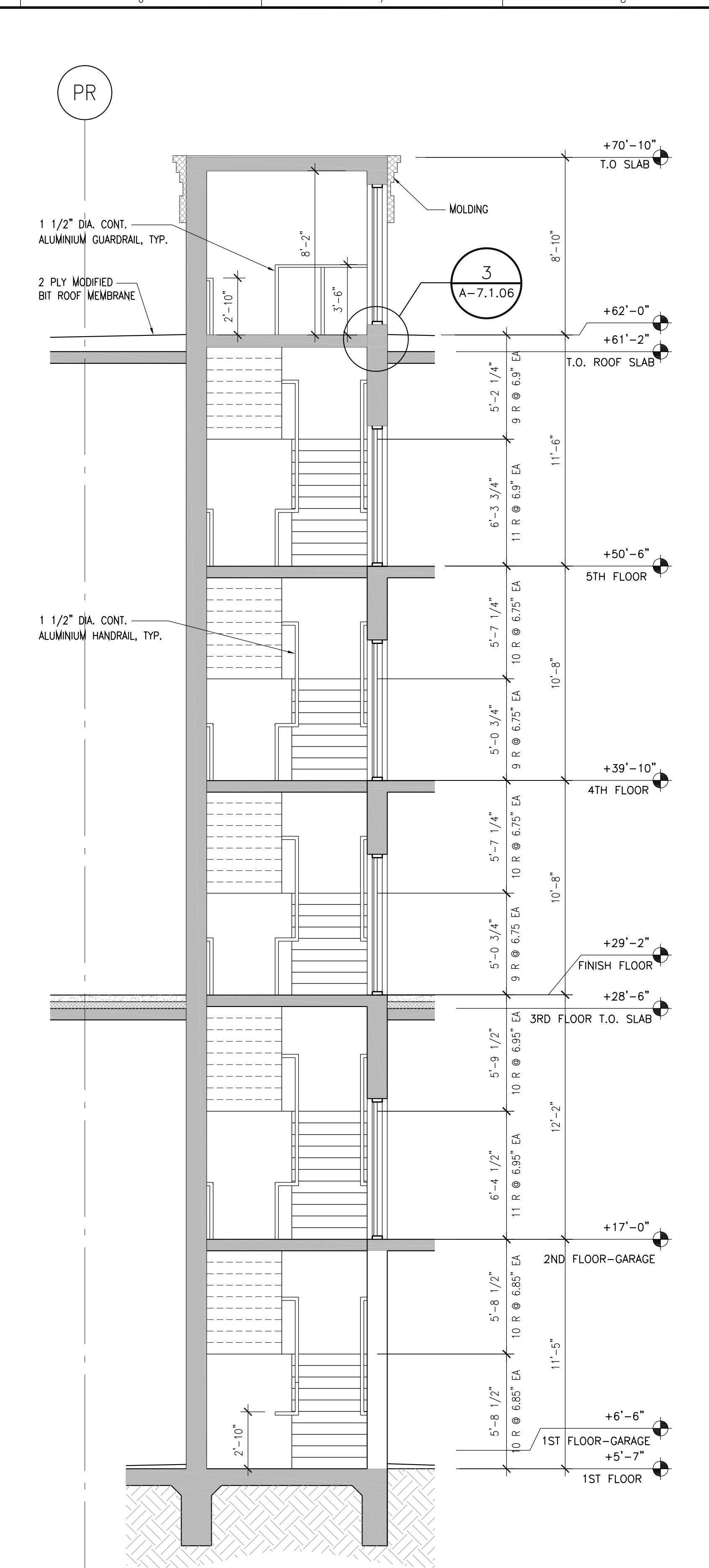
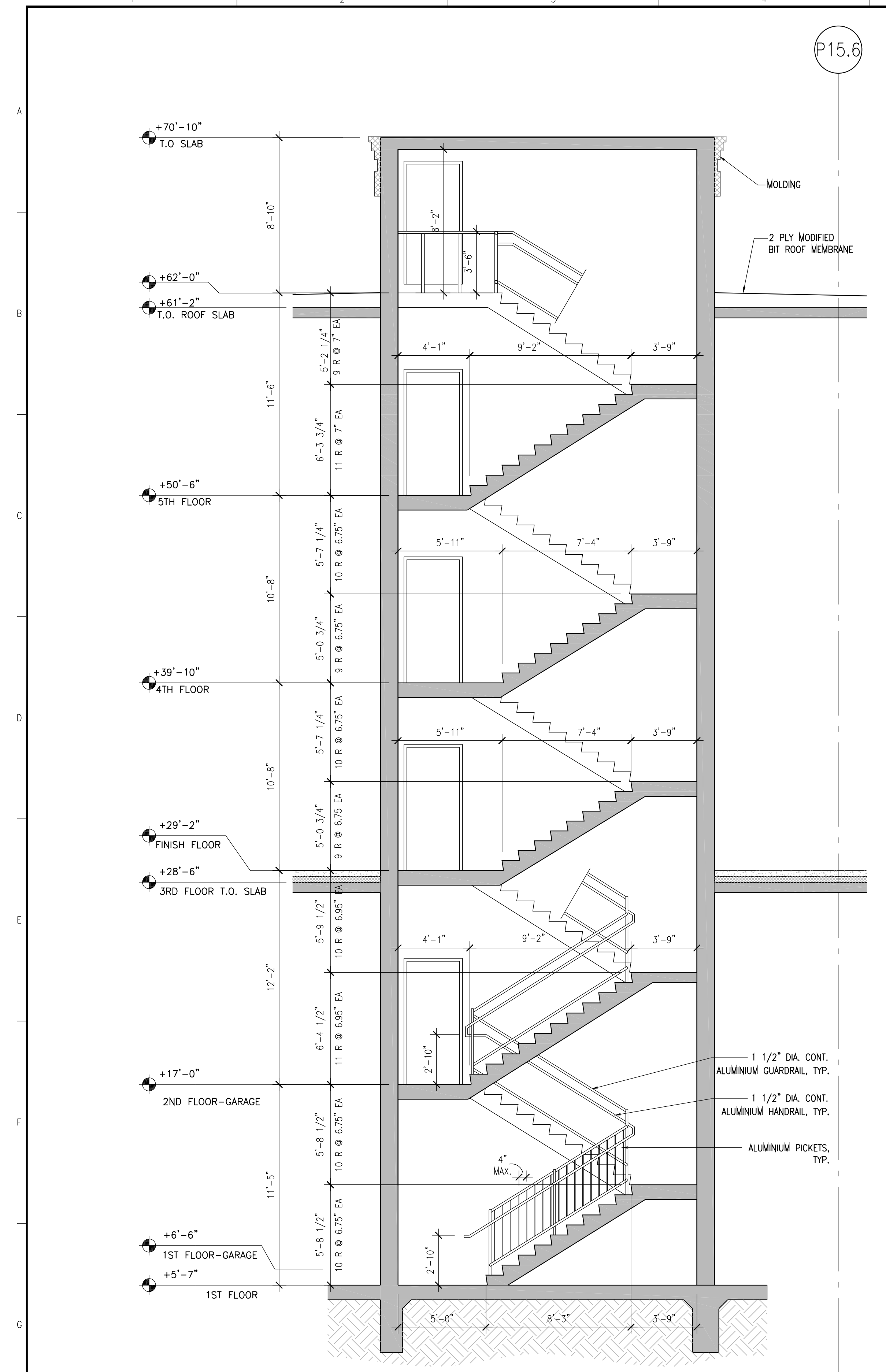
RECORD SET - ISSUED 03/02/2009
 * Disclaimer: This Record Document has been prepared based on information provided by others. Adache Group Architects has not verified the accuracy or completeness of this information and shall not be responsible for any errors or omissions that may be incorporated herewith as a result.

SHEET TITLE:
TRASH CHUTE/ ELEVATOR SECTIONS

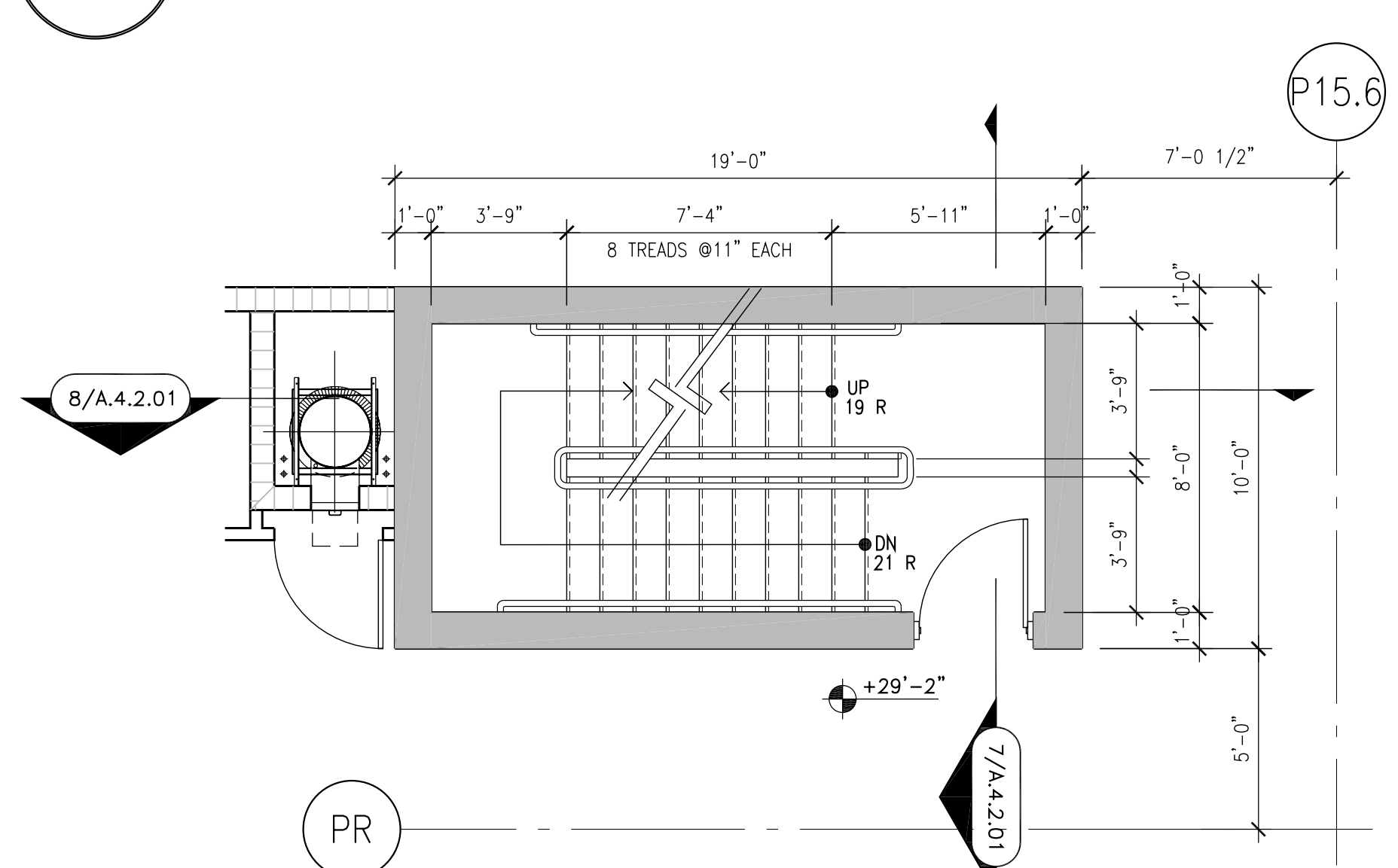
ALL IDEAS, DESIGNS, ARRANGEMENTS, PLANS AND SPECIFICATIONS INDICATED OR REPRESENTED BY THIS DRAWING ARE OWNED BY, AND THE PROPERTY OF ADACHE GROUP ARCHITECTS, INC. AND WERE CREATED, EVOLVED AND DEVELOPED FOR USE ON, AND IN CONNECTION WITH, THE SPECIFIED PROJECT. NONE OF THESE IDEAS, PLANS, ARRANGEMENTS, AND SPECIFICATIONS SHALL BE USED BY OR DISCLOSED TO ANY PERSON, CORPORATION OR FIRM FOR ANY PURPOSE WHATSOEVER WITHOUT THE WRITTEN PERMISSION OF ADACHE GROUP ARCHITECTS, INC. VISUAL CONTACT WITH THESE PLANS OR SPECIFICATIONS SHALL CONSTITUTE CONCLUSIVE EVIDENCE OF ACCEPTANCE OF THESE RESTRICTIONS. ALL RIGHTS RESERVED. © 2006

DATE: 10/4/06
SCALE: 3/32" = 1'-0"
DRAWN BY: CE
CHECKED BY: CE
JOB NO.: 45.05A

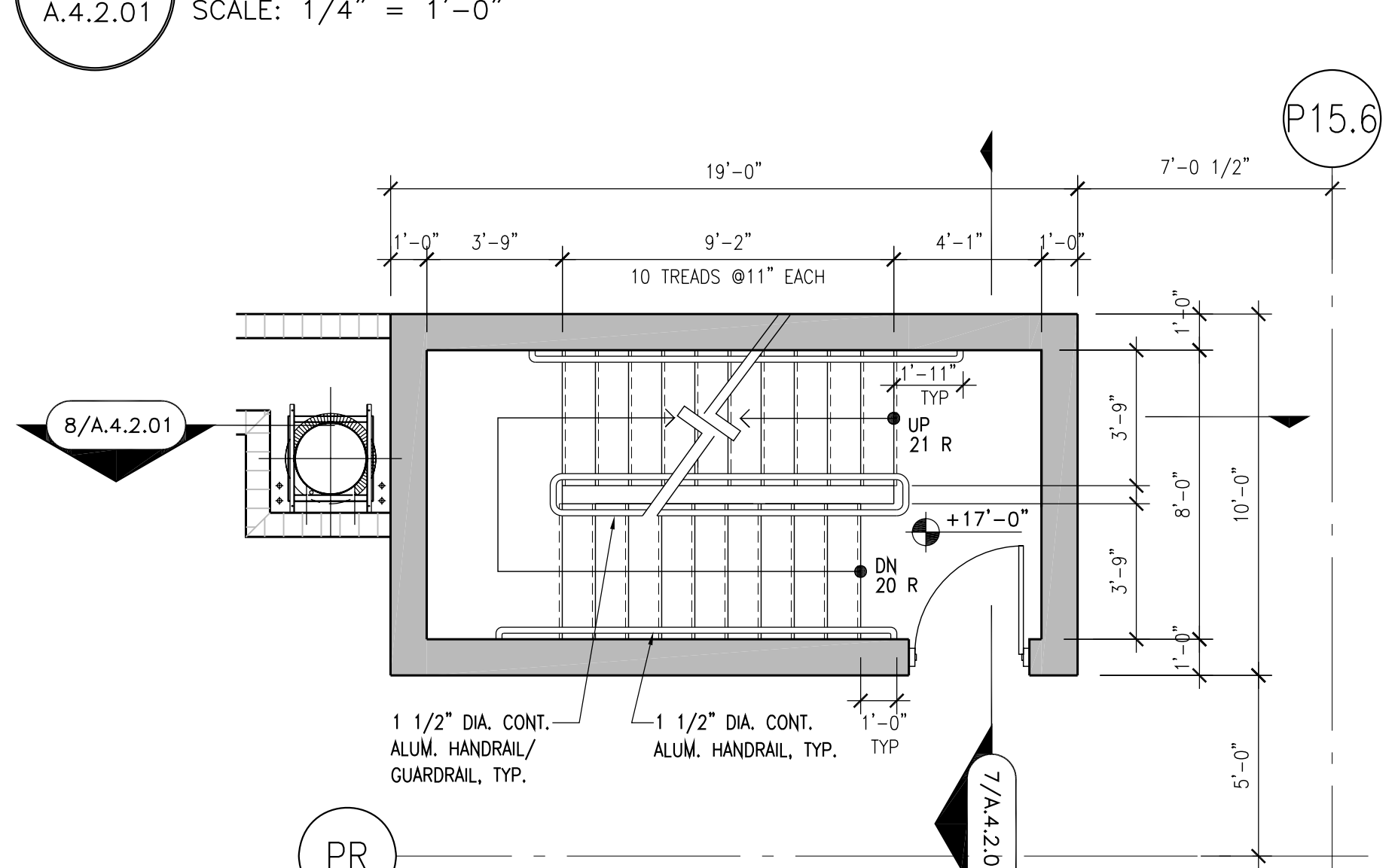
SHEET NO.:
A.4.1.02



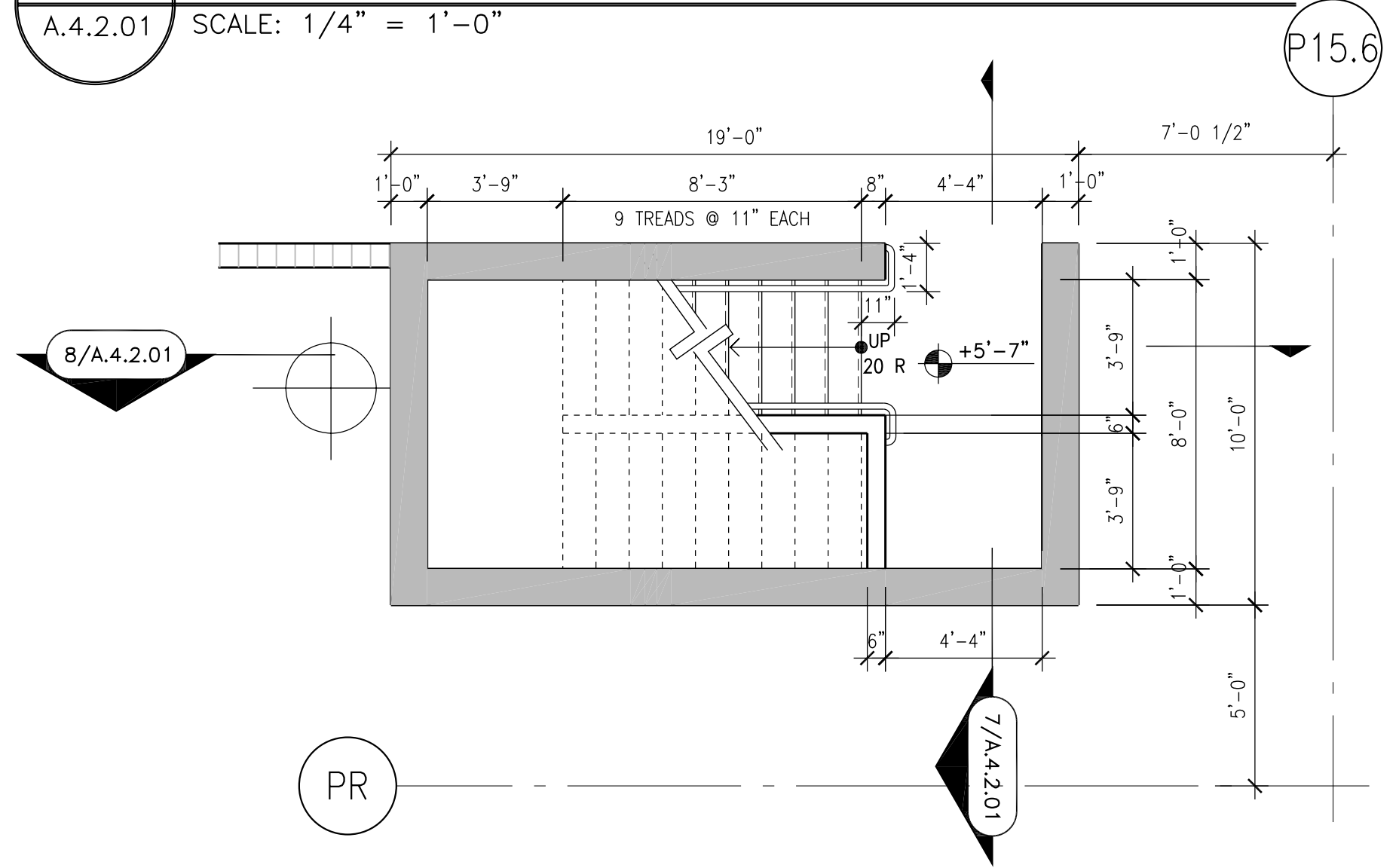
4 4TH FLOOR PLAN STAIR 4
A.4.2.01 SCALE: 1/4" = 1'-0"



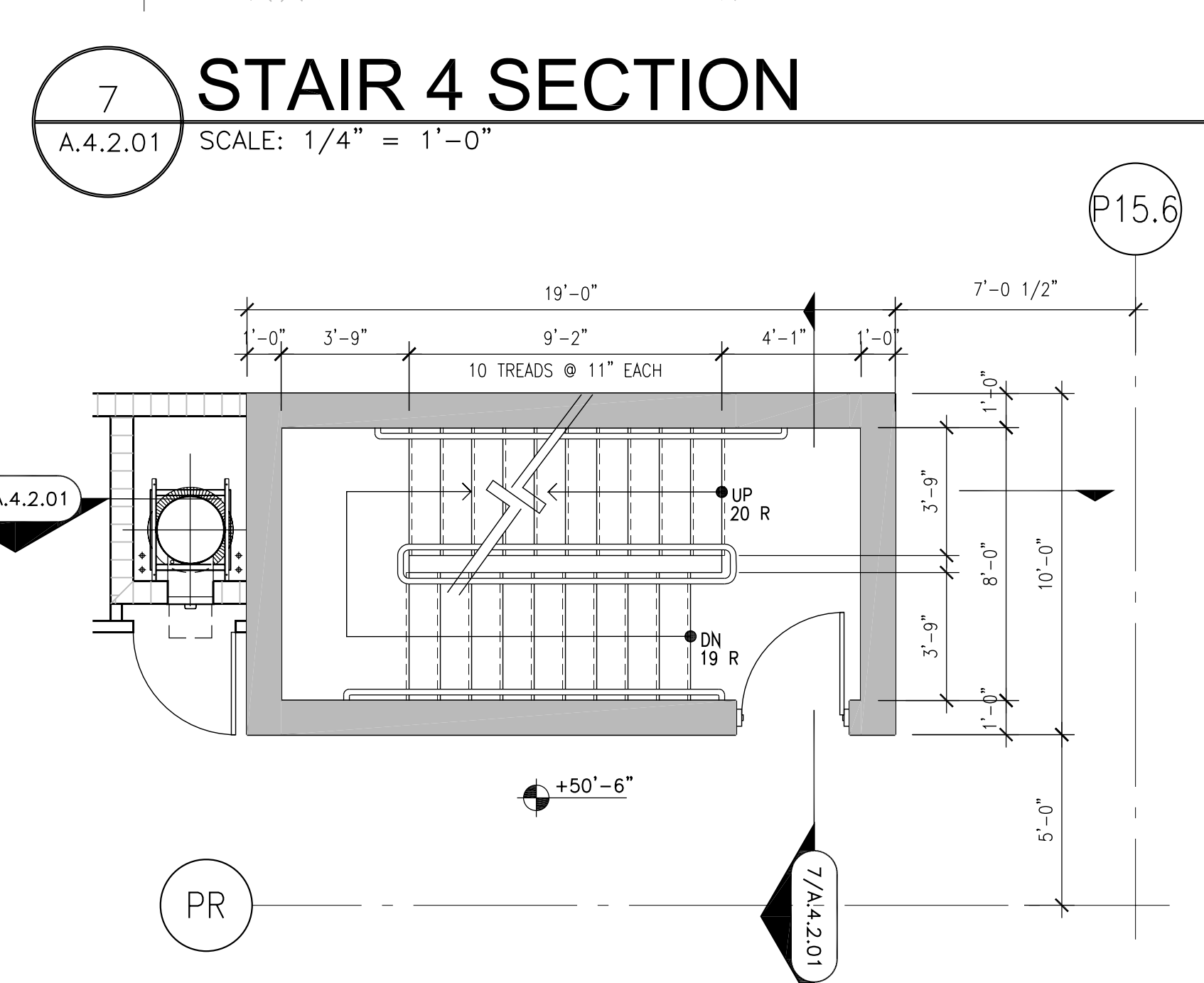
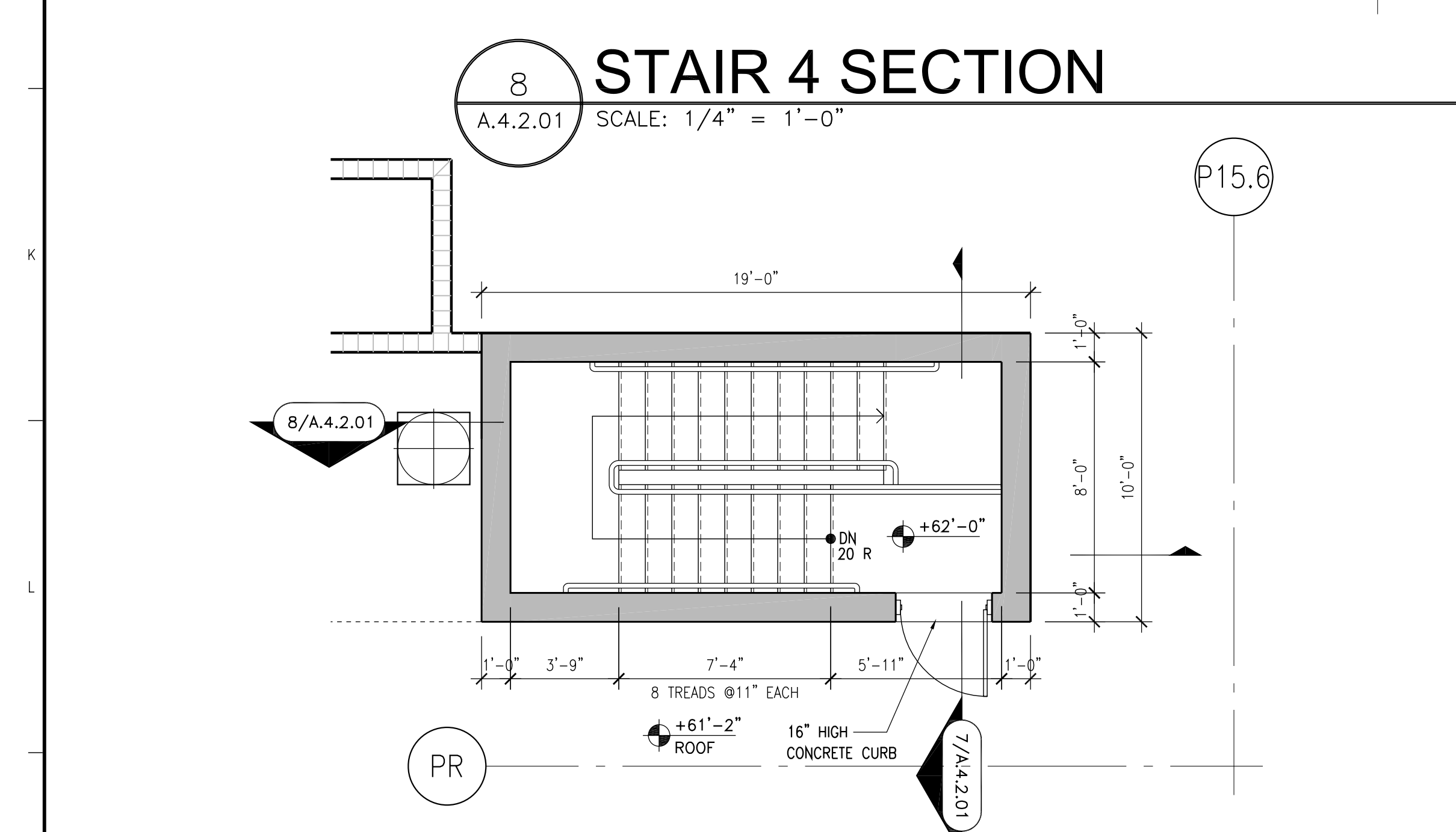
3 3RD FLOOR PLAN STAIR 4
A.4.2.01 SCALE: 1/4" = 1'-0"



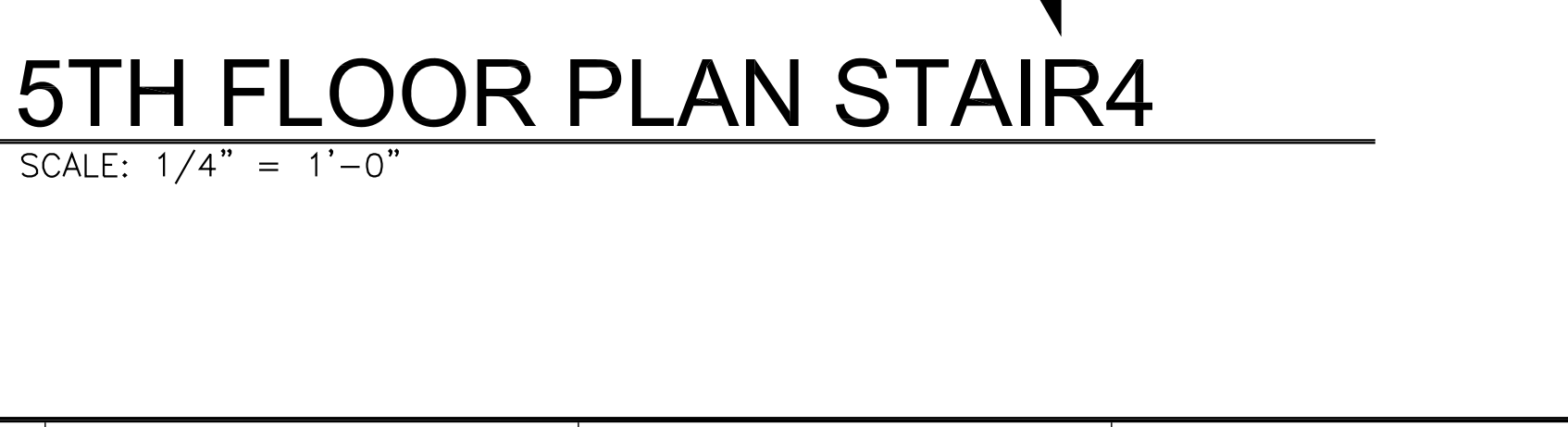
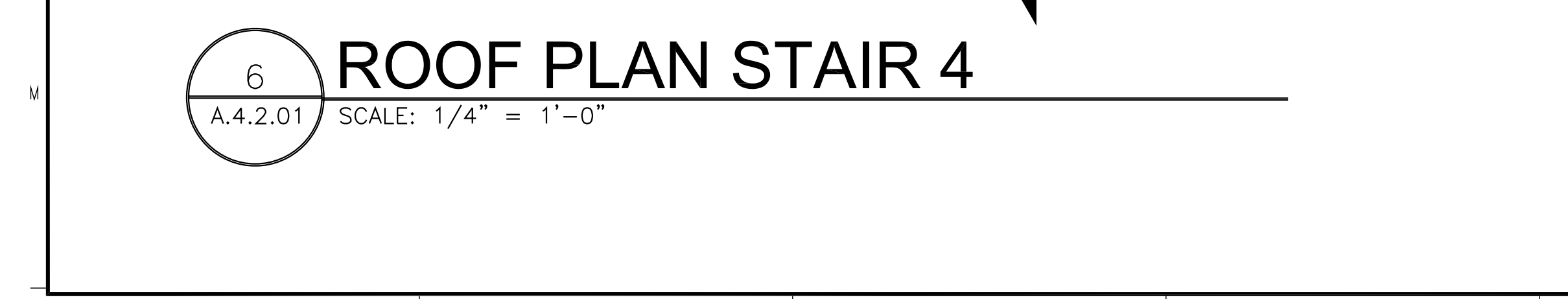
2 2ND FLOOR PLAN STAIR 4
A.4.2.01 SCALE: 1/4" = 1'-0"



1 1ST FLOOR PLAN STAIR 4
A.4.2.01 SCALE: 1/4" = 1'-0"



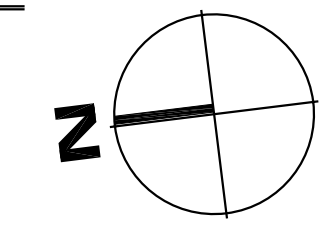
8 STAIR 4 SECTION
A.4.2.01 SCALE: 1/4" = 1'-0"



6 ROOF PLAN STAIR 4
A.4.2.01 SCALE: 1/4" = 1'-0"

5 5TH FLOOR PLAN STAIR 4
A.4.2.01 SCALE: 1/4" = 1'-0"

NOTE: STAIR 3 SIMILAR OPPOSITE HAND



PROJECT DESIGN TEAM:
ARCHITECTS
 ADACHE GROUP ARCHITECTS, INC.
 550 SOUTH FEDERAL HIGHWAY
 FT. LAUDERDALE, FLORIDA 33301
 PH:(954) 525-1133 FAX:(954) 728-9159
 E-MAIL: info@adache.com
BLOODGOOD SHARP BUSTER
 3816 WEST LINEAUGH AVENUE, SUITE 212
 TAMPA, FLORIDA 33605
 PH:(727) 849-7588 FAX:(727) 846-3648
 E-MAIL: sbarker@bbsdesign.com
CIVIL ENGINEER
 FLORIDA DESIGN CONSULTANTS
 5300 STARKIEY BOULEVARD
 NEW PORT RICHEY, FLORIDA 34655
 PH:(727) 849-7588 FAX:(727) 846-3648
 E-MAIL: emaxcu@fdcsign.com
M.E.P. ENGINEER
 WADSWORTH-ONEAL ENGINEERING
 6816 COMMERCIE PARK DRIVE
 FORT MYERS, FLORIDA 33912
 PH:(239) 454-5511 FAX:(239) 454-5401
 E-MAIL: dan@wadswortheng.com
STRUCTURAL ENGINEER
 O.E. OLSEN & ASSOCIATES
 3342 TYRONE BOULEVARD NORTH
 ST. PETERSBURG, FLORIDA 33710
 PH:(727) 345-0397 FAX:(727) 343-3207
 E-MAIL: dwo@oeo-eng.com
LANDSCAPE ARCHITECT
 PHIL GRAHAM COMPANY, P.A.
 438 SECOND STREET NORTH
 ST. PETERSBURG, FLORIDA 33701
 PH:(727) 821-5225 FAX:(727) 826-1626
 E-MAIL: tboop@pgca.com

OWNER:
 JMC COMMUNITIES
 2201 FOURTH STREET NORTH, SUITE 200
 ST. PETERSBURG, FLORIDA 33704
 PH:(727) 823-0022 FAX:(727) 821-2007
 © JMC COMMUNITIES, INC. 2005

PROJECT:
RESIDENCES AT SANDPEARL
 14 UNIT CONDOMINIUM
 470 MANDALAY AVENUE
 CLEARWATER BEACH, FLORIDA 33756

SEAL:

ISSUED FOR: PERMIT
DATE: 4/5/06

No.	DATE	REMARKS
1	7/17/06	BUILDING DEPT. COMMENTS.

REVISIONS:	
No.	DATE

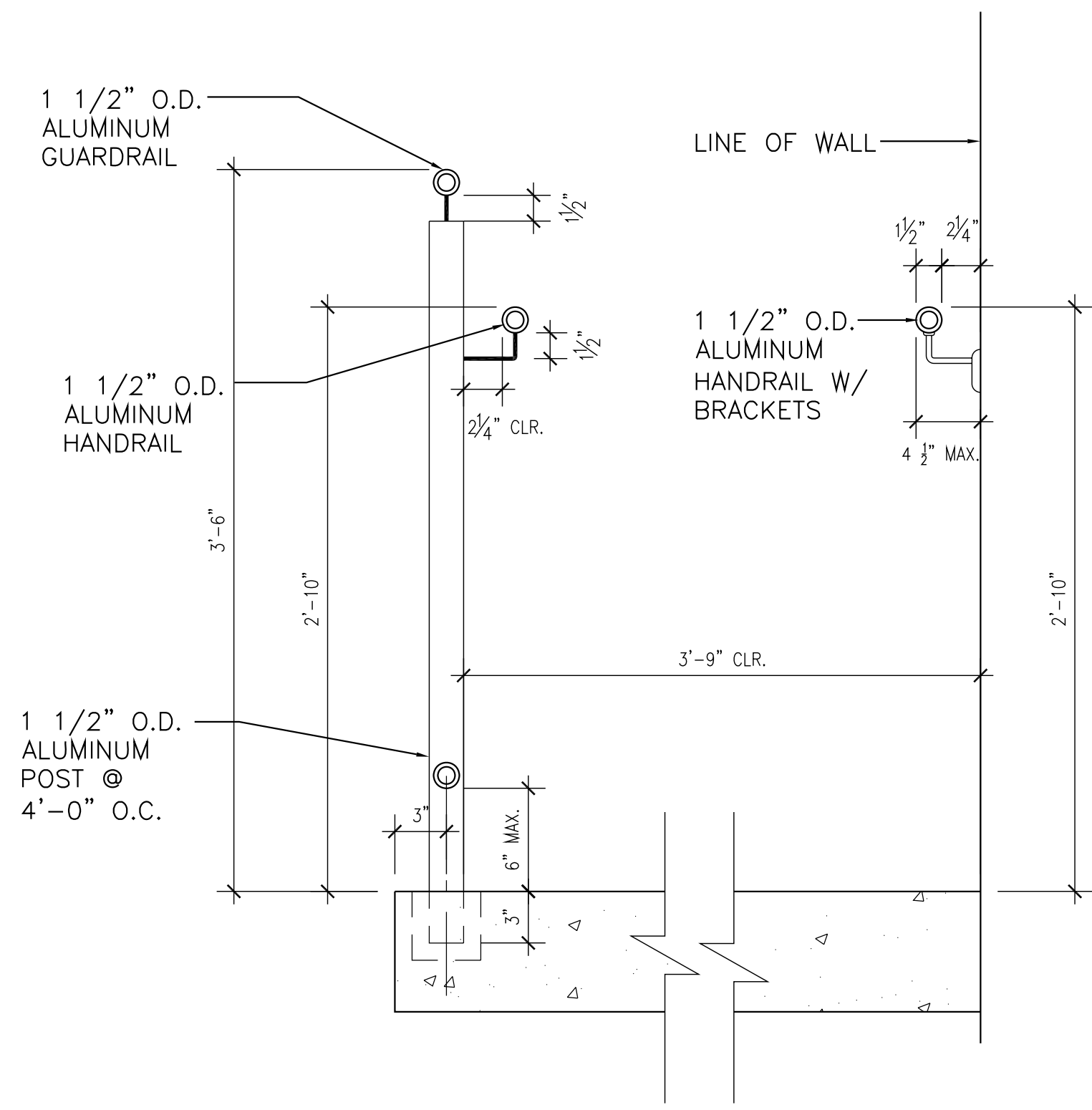
RECORD SET - ISSUED 03/02/2009
 * Disclaimer: This Record Document has been prepared based on information provided by others. Adache Group Architects has not verified the accuracy or completeness of this information and shall not be responsible for any errors or omissions that may be incorporated hereinto as a result.

SHEET TITLE:
STAIR 3 & 4 PLANS & SECTIONS

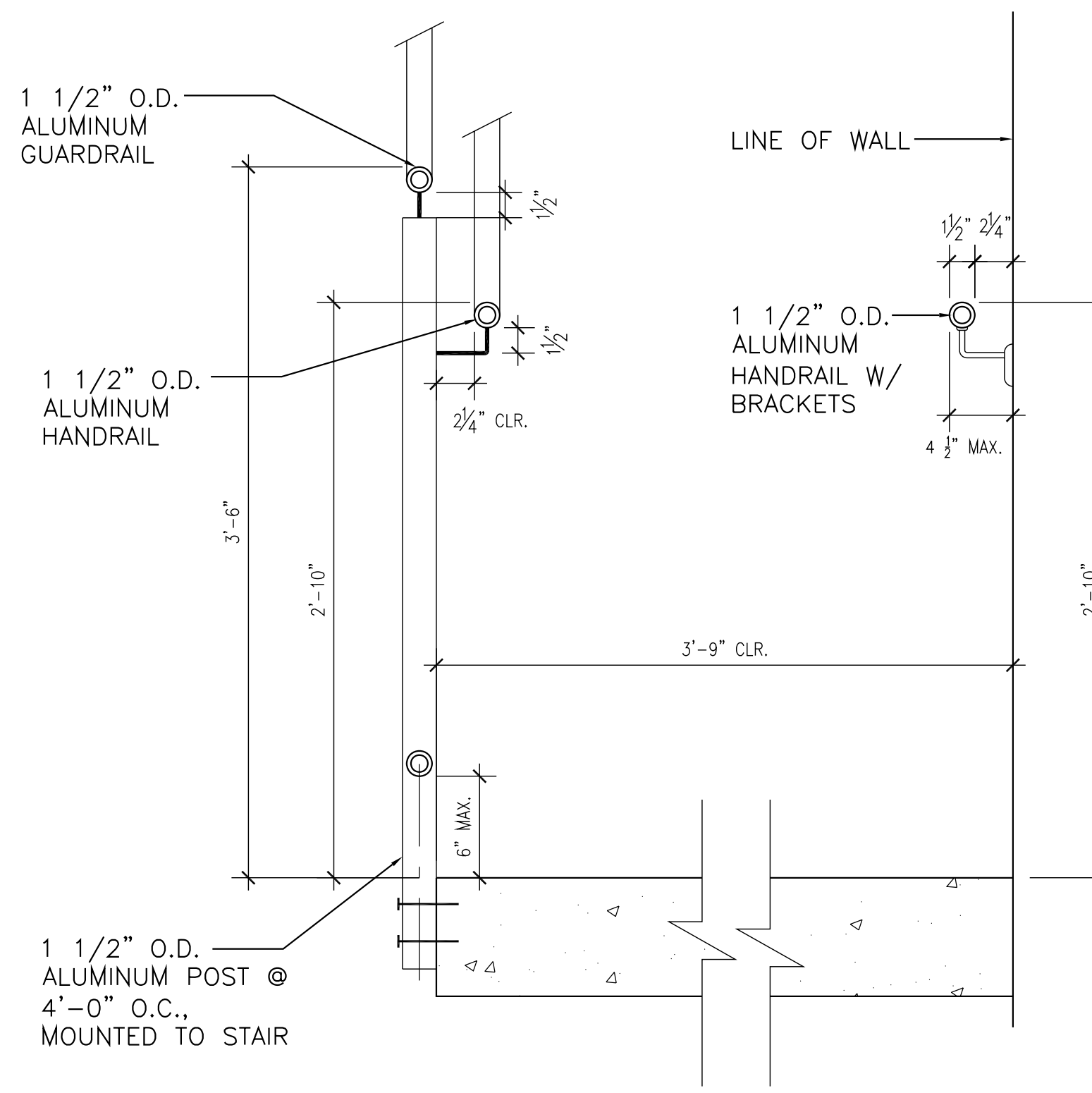
ALL IDEAS, DESIGNS, ARRANGEMENTS, PLANS AND SPECIFICATIONS INDICATED OR REPRESENTED BY THIS DRAWING ARE OWNED BY, AND THE PROPERTY OF ADACHE GROUP ARCHITECTS, INC. AND WERE CREATED, EVOLVED AND DEVELOPED FOR USE ON, AND IN CONNECTION WITH, THE SPECIFIED PROJECT. NONE OF THESE IDEAS, PLANS, ARRANGEMENTS, AND SPECIFICATIONS SHALL BE USED BY OR DISCLOSED TO ANY PERSON, CORPORATION OR FIRM FOR ANY PURPOSE WHATSOEVER WITHOUT THE WRITTEN PERMISSION OF ADACHE GROUP ARCHITECTS, INC. VISUAL CONTACT WITH THESE PLANS OR SPECIFICATIONS SHALL CONSTITUTE CONCLUSIVE EVIDENCE OF ACCEPTANCE OF THESE RESTRICTIONS. ALL RIGHTS RESERVED. © 2006

DATE: 10/4/06
SCALE: 1/4" = 1'-0"
DRAWN BY:
CHECKED BY:
JOB NO.: 45.05A

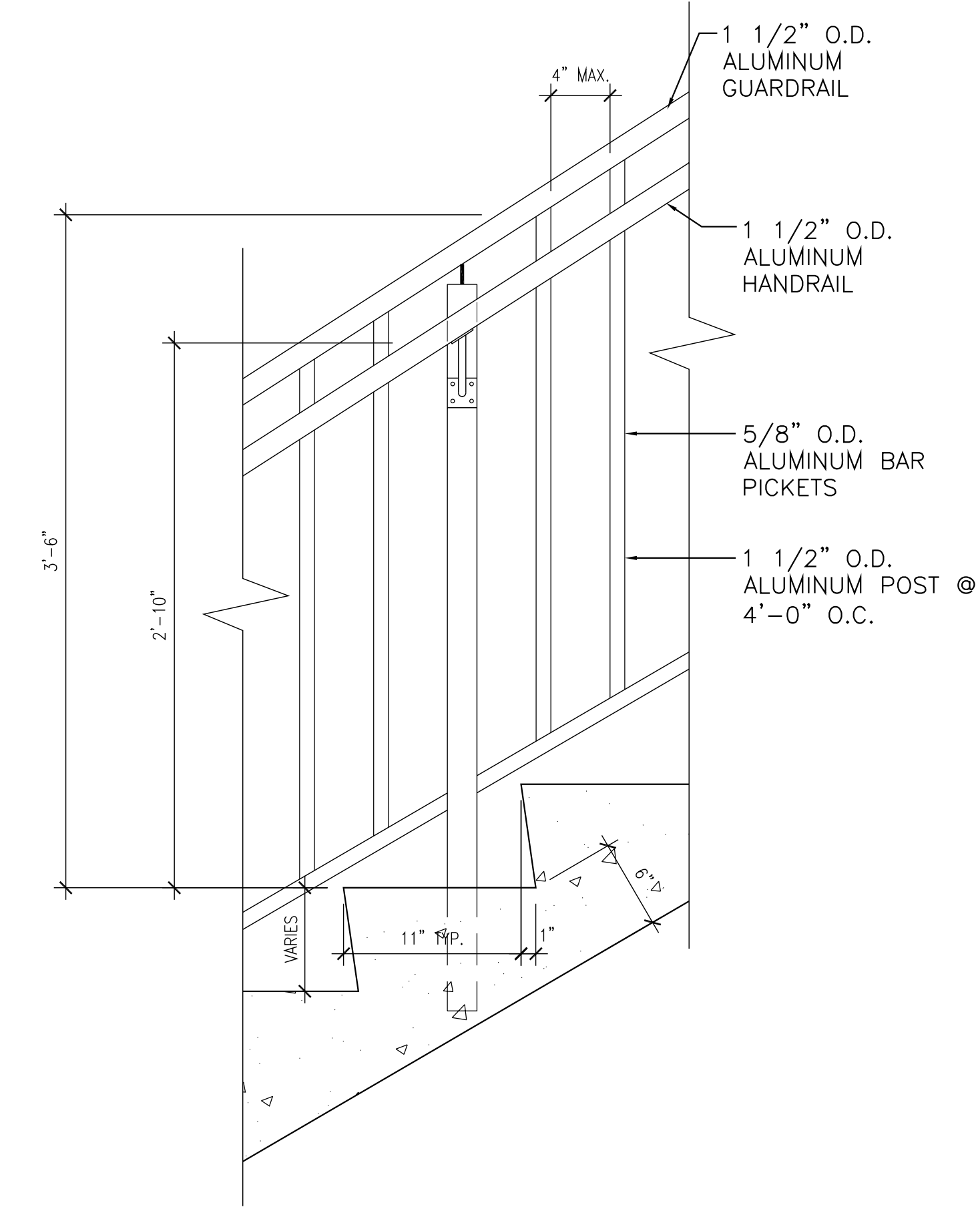
SHEET NO.:
A.4.2.01



3 TYP. STAIR SECTION
 A-4.2.05 SCALE: 1 1/2" = 1'-0"



2 TYP. STAIR SECTION
 A-4.2.05 SCALE: 1 1/2" = 1'-0"



1 TYP. STAIR SECTION
 A-4.2.05 SCALE: 3" = 1'-0"

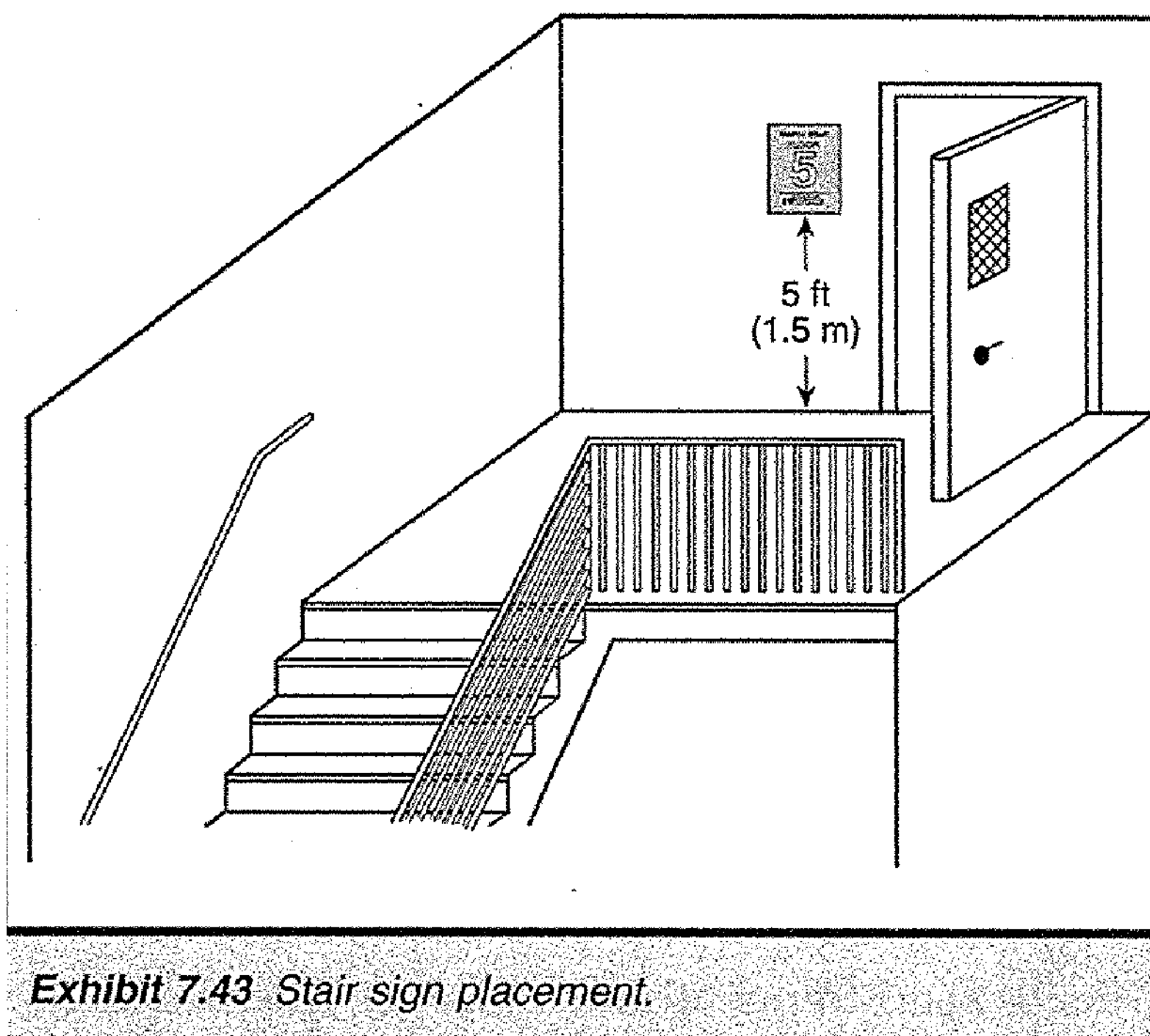


Exhibit 7.43 Stair sign placement.


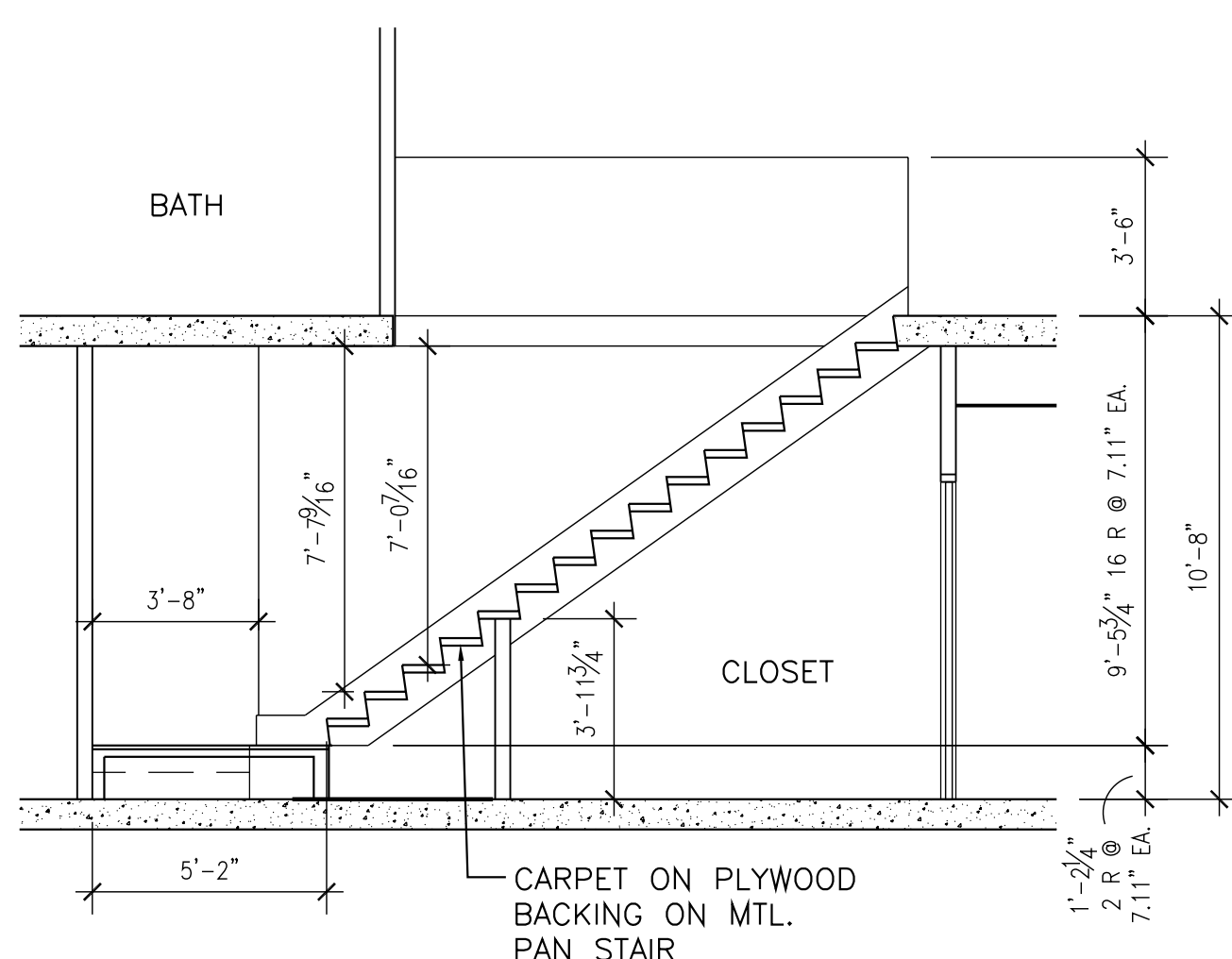


Exhibit 7.42 Stair sign details.

4 STAIR SIGNAGE DETAILS
 A-4.2.05 SCALE: 1 1/2" = 1'-0"



5 STAIR SECTION-UNIT 'C'
 A-4.2.05 SCALE: 1/4" = 1'-0"

GENERAL STAIR NOTES

1. MEANS OF EGRESS—MEANS OF EGRESS SHALL BE MARKED WITH EXIT SIGNS IN ACCORDANCE WITH SECTION 7 OF THE LIFE SAFETY CODE, AND LOCATED PER ELECTRICAL PLAN.
2. STAIR IDENTIFICATION AT EACH FLOOR LEVEL LANDING. THERE SHALL BE A SIGN SHOWING THE FLOOR LEVEL NUMBER ROOF ACCESS AND AVAILABILITY, AND STAIR IDENTIFICATION AND DIRECTION OF EXIT DISCHARGE. THE SIGN MUST BE LOCATED 5'-0" ABOVE THE FLOOR LANDING, AS PER SECTION 7.2.2.5.4. OF THE LIFE SAFETY CODE. SIGNAGE SHALL ALSO COMPLY WITH SECTIONS 7.10.8.1 AND 7.10.8.2 WHERE STAIRS SERVE FIVE OR MORE STORIES.
3. SEE MECHANICAL DRAWINGS FOR STAIRS THAT ARE PRESSURISED.
4. A 6" SPHERE SHALL NOT PASS THROUGH THE TRIANGULAR OPENING FORMED BY A TREAD RISER AND BOTTOM OF A GUARDRAIL.

PROJECT DESIGN TEAM:

- ARCHITECTS**
 ADACHE GROUP ARCHITECTS, INC.
 550 SOUTH FEDERAL HIGHWAY
 FT. LAUDERDALE, FLORIDA 33301
 PH: (954) 525-1333 FAX: (954) 728-8159
 E-MAIL: info@adache.com
- BLOODGOOD SHARP BUSTER**
 3816 WEST LINEBAUGH AVENUE, SUITE 212
 TAMPA, FLORIDA 33624
 PH: (813) 285-4808 FAX: (813) 285-4809
 E-MAIL: ebarker@sbbsdesign.com
- CIVIL ENGINEER**
 FLORIDA DESIGN CONSULTANTS
 3030 STARKEY BOULEVARD
 NEW PORT RICHEY, FLORIDA 34655
 PH: (727) 849-7598 FAX: (727) 846-3648
 E-MAIL: emaxcu@fdcsign.com
- M.E.P. ENGINEER**
 WADSWORTH-ONEAL ENGINEERING
 6818 COMMERCIAL PARK DRIVE
 FORT MYERS, FLORIDA 33912
 PH: (239) 454-5511 FAX: (239) 454-5401
 E-MAIL: don@wadsworth-eng.com
- STRUCTURAL ENGINEER**
 O.E. OLSEN & ASSOCIATES
 3342 TYRONE BOULEVARD NORTH
 ST. PETERSBURG, FLORIDA 33710
 PH: (727) 345-0397 FAX: (727) 343-3207
 E-MAIL: dwoit@oeeo-eng.com
- LANDSCAPE ARCHITECT**
 PHIL GRAHAM COMPANY, P.A.
 408 SECOND STREET NORTH
 ST. PETERSBURG, FLORIDA 33701
 PH: (727) 821-5225 FAX: (727) 826-1626
 E-MAIL: tbooth@pgca.com

OWNER:

JMC COMMUNITIES
 2201 FOURTH STREET NORTH, SUITE 200
 ST. PETERSBURG, FLORIDA 33704
 PH: (727) 823-0022 FAX: (727) 821-2007
 © JMC COMMUNITIES, INC. 2005

PROJECT:

**RESIDENCES
 AT SANDPEARL**
 14 UNIT CONDOMINIUM
 470 MANDALAY AVENUE
 CLEARWATER BEACH, FLORIDA 33756

SEAL:

ISSUED FOR: PERMIT

DATE: 4/5/06

REVISIONS:

No.	DATE	REMARKS

RECORD SET - ISSUED 03/02/2009

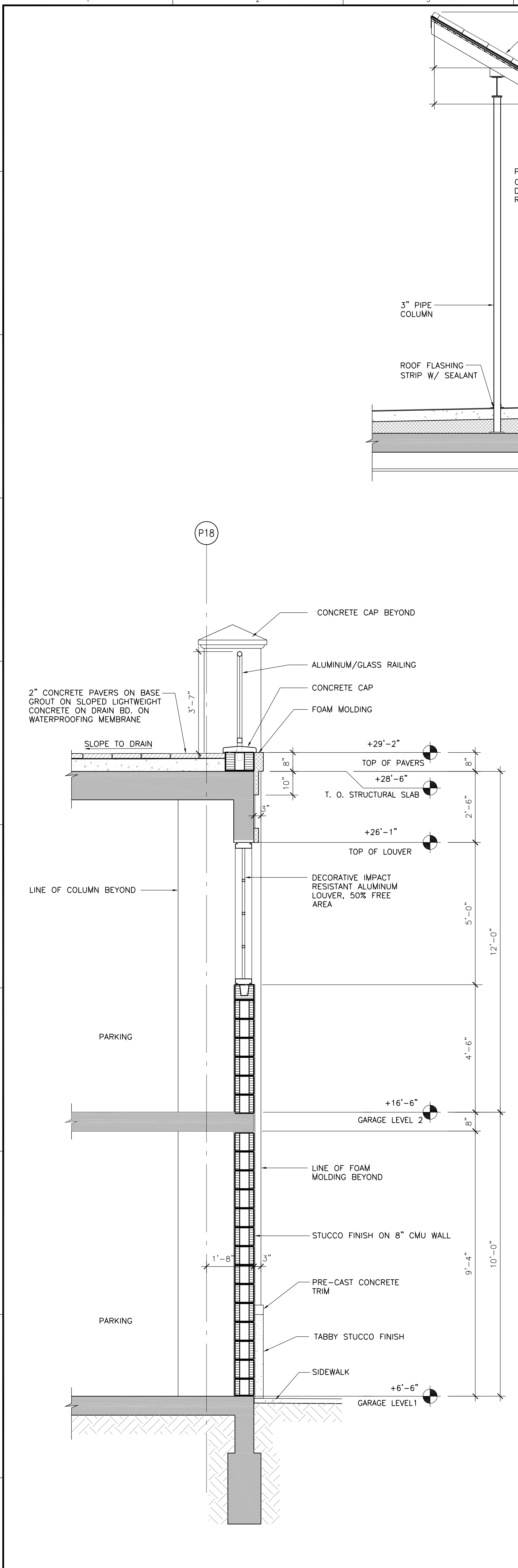
* Disclaimer: This Record Document has been prepared based on information provided by others. Adache Group Architects has not verified the accuracy or completeness of this information and shall not be responsible for any errors or omissions that may be incorporated herein as a result.

SHEET TITLE:
STAIR DETAILS

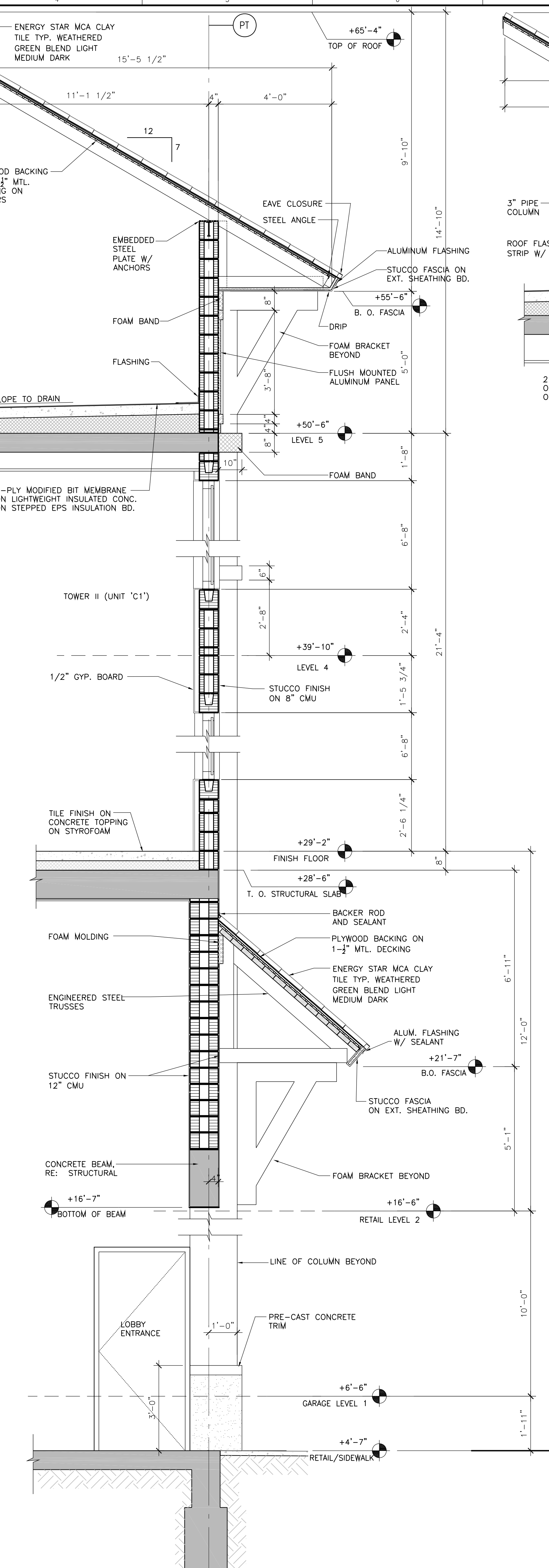
ALL IDEAS, DESIGNS, ARRANGEMENTS, PLANS AND SPECIFICATIONS INDICATED OR REPRESENTED BY THIS DRAWING ARE OWNED BY, AND THE PROPERTY OF ADACHE GROUP ARCHITECTS, INC. AND WERE CREATED, EVOLVED AND DEVELOPED FOR USE ON, AND IN CONNECTION WITH, THE SPECIFIED PROJECT. NONE OF THESE IDEAS, PLANS, ARRANGEMENTS, AND SPECIFICATIONS SHALL BE USED BY OR DISCLOSED TO ANY PERSON, CORPORATION OR FIRM FOR ANY PURPOSE WHATSOEVER WITHOUT THE WRITTEN PERMISSION OF ADACHE GROUP ARCHITECTS, INC. VISUAL CONTACT WITH THESE PLANS OR SPECIFICATIONS SHALL CONSTITUTE CONCLUSIVE EVIDENCE OF ACCEPTANCE OF THESE RESTRICTIONS. ALL RIGHTS RESERVED. © 2006

DATE: 10/4/06
SCALE: AS NOTED
DRAWN BY: CE
CHECKED BY: CE
JOB NO.: 45.05A

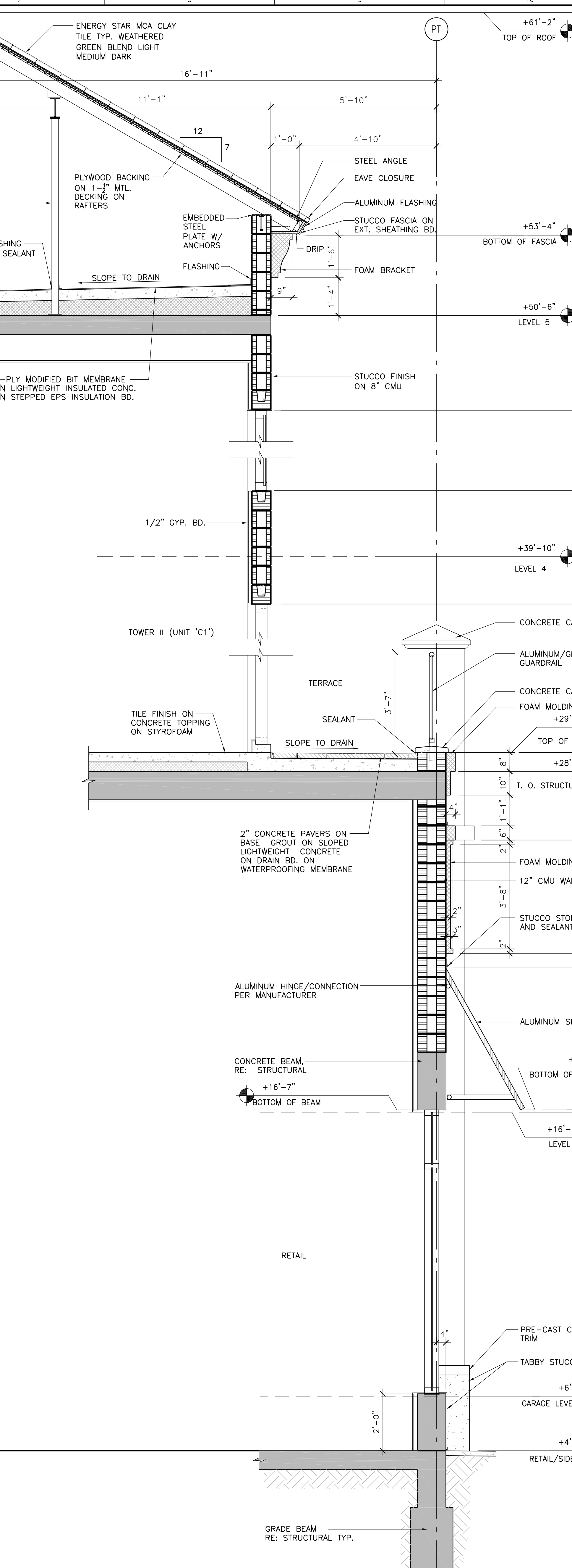
SHEET NO.:
A.4.2.05



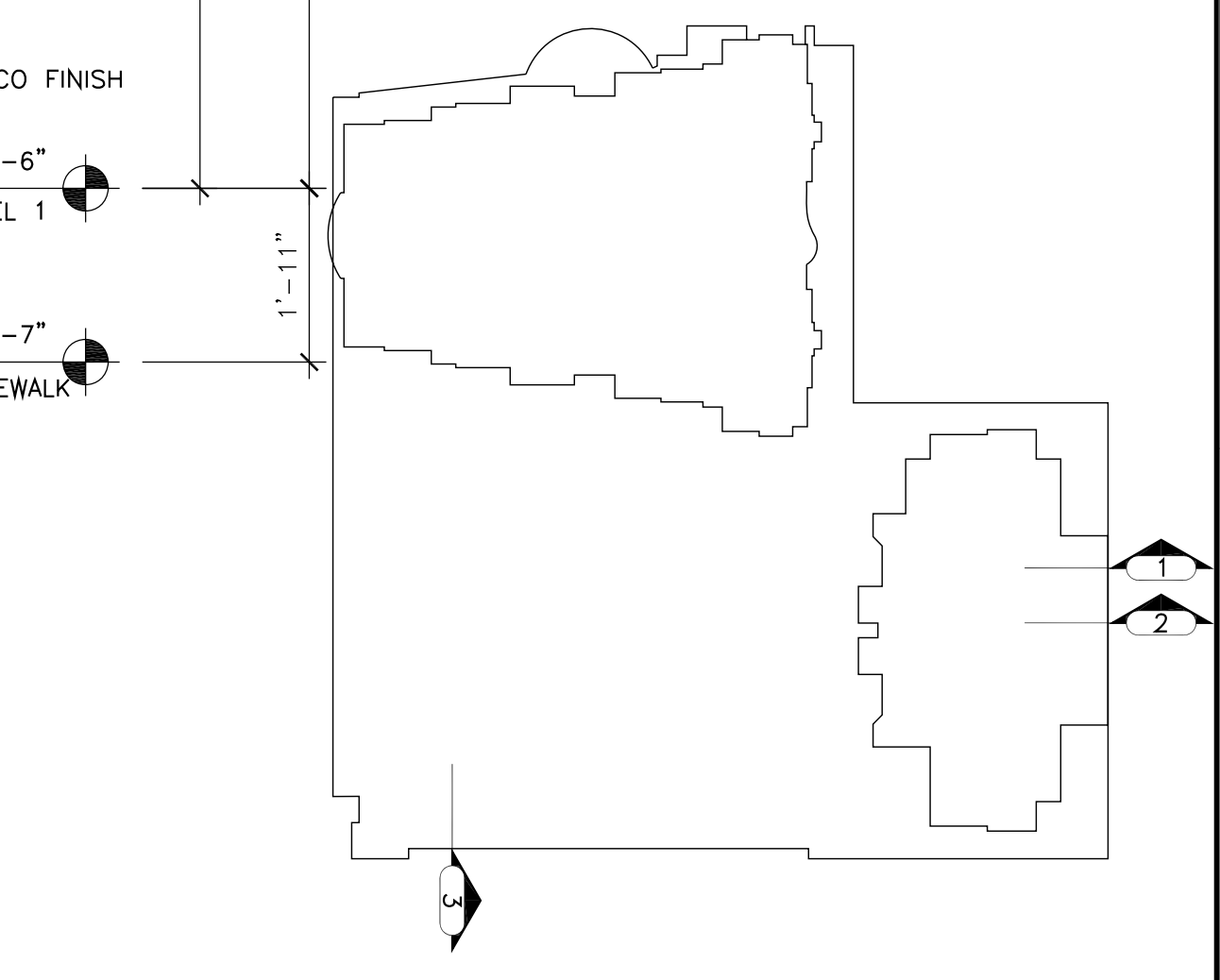
3 WALL SECTION
A.5.1.03 SCALE: 1/2" = 1'-0"



2 WALL SECTION
A.5.1.03 SCALE: 1/2" = 1'-0"



1 WALL SECTION
A.5.1.03 SCALE: 1/2" = 1'-0"



PROJECT DESIGN TEAM:
ARCHITECTS:
 ADACHE GROUP ARCHITECTS, INC.
 550 SOUTH FEDERAL HIGHWAY
 FT. LAUDERDALE, FLORIDA 33301
 PH: (954) 525-6133 FAX: (954) 728-8159
 E-MAIL: info@adache.com
BLOODGOOD SHARP BUSTER:
 3816 WEST LINEBAUGH AVENUE, SUITE 212
 TAMPA, FLORIDA 33624
 PH: (813) 285-4828 FAX: (813) 285-4899
 E-MAIL: sbarker@bobsdesign.com
CIVIL ENGINEER:
 FLORIDA DESIGN CONSULTANTS
 3030 STARKEY BOULEVARD
 NEW PORT RICHEY, FLORIDA 33855
 PH: (727) 849-7588 FAX: (727) 846-3648
 E-MAIL: emaxzur@fdesign.com
M.E.P. ENGINEER:
 WADSWORTH-ONEAL ENGINEERING
 6416 COMMERCIAL PARK DRIVE
 FORT MYERS, FLORIDA 33912
 PH: (239) 454-5611 FAX: (239) 454-6401
 E-MAIL: dan@wadswortheng.com
STRUCTURAL ENGINEER:
 O.E. OLSEN & ASSOCIATES
 3342 TYRONE BOULEVARD NORTH
 ST. PETERSBURG, FLORIDA 33710
 PH: (727) 345-9397 FAX: (727) 343-3207
 E-MAIL: dwoell@oeo-eng.com
LANDSCAPE ARCHITECT:
 PHIL GRAHAM COMPANY, P.A.
 438 SECOND STREET NORTH
 ST. PETERSBURG, FLORIDA 33701
 PH: (727) 821-5225 FAX: (727) 826-1626
 E-MAIL: thoorp@gpcpa.com

OWNER:
 JMC COMMUNITIES
 2201 FOURTH STREET NORTH, SUITE 200
 ST. PETERSBURG, FLORIDA 33704
 PH: (727) 823-0022 FAX: (727) 821-2007
 © JMC COMMUNITIES, INC. 2005

PROJECT:
RESIDENCES AT SANDPEARL
 14 UNIT CONDOMINIUM
 470 MANDALAY AVENUE
 CLEARWATER BEACH, FLORIDA 33756

SEAL:

ISSUED FOR PERMIT
DATE: 4/5/06

REVISIONS:

No.	DATE	REMARKS

* Disclaimer: This Record Document has been prepared based on information provided by others. Adache Group Architects has not verified the accuracy or completeness of this information and shall not be responsible for any errors or omissions that may be incorporated herewith as a result.

RECORD SET - ISSUED 03/02/2009

SHEET TITLE:
WALL SECTION

ALL IDEAS, DESIGNS, ARRANGEMENTS, PLANS AND SPECIFICATIONS INDICATED OR REPRESENTED BY THIS DRAWING ARE OWNED BY, AND THE PROPERTY OF ADACHE GROUP ARCHITECTS, INC. AND WERE CREATED, EVOLVED AND DEVELOPED FOR USE ON, AND IN CONNECTION WITH, THE SPECIFIED PROJECT. NONE OF THESE IDEAS, PLANS, ARRANGEMENTS, AND SPECIFICATIONS SHALL BE USED BY OR DISCLOSED TO ANY PERSON, CORPORATION OR FIRM FOR ANY PURPOSE WHATSOEVER WITHOUT THE WRITTEN PERMISSION OF ADACHE GROUP ARCHITECTS, INC. VISUAL CONTACT WITH THESE PLANS OR SPECIFICATIONS SHALL CONSTITUTE CONCLUSIVE EVIDENCE OF ACCEPTANCE OF THESE RESTRICTIONS. ALL RIGHTS RESERVED. © 2006

DATE: 10/4/06
SCALE: AS NOTED
DRAWN BY: CE
CHECKED BY: CE
JOB NO.: 45.05A

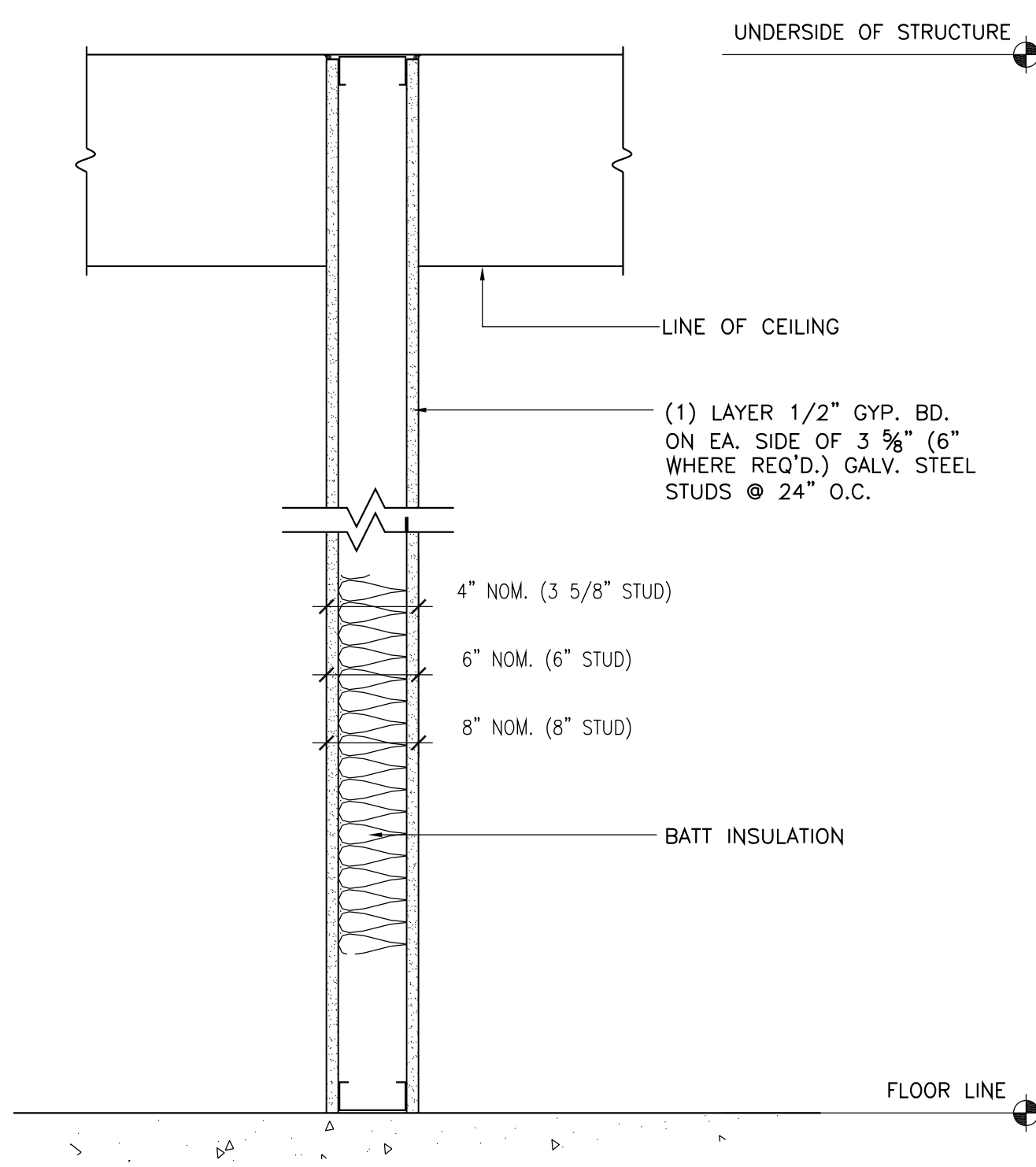
SHEET NO.:
A.5.1.03

ROOM FINISH SCHEDULE

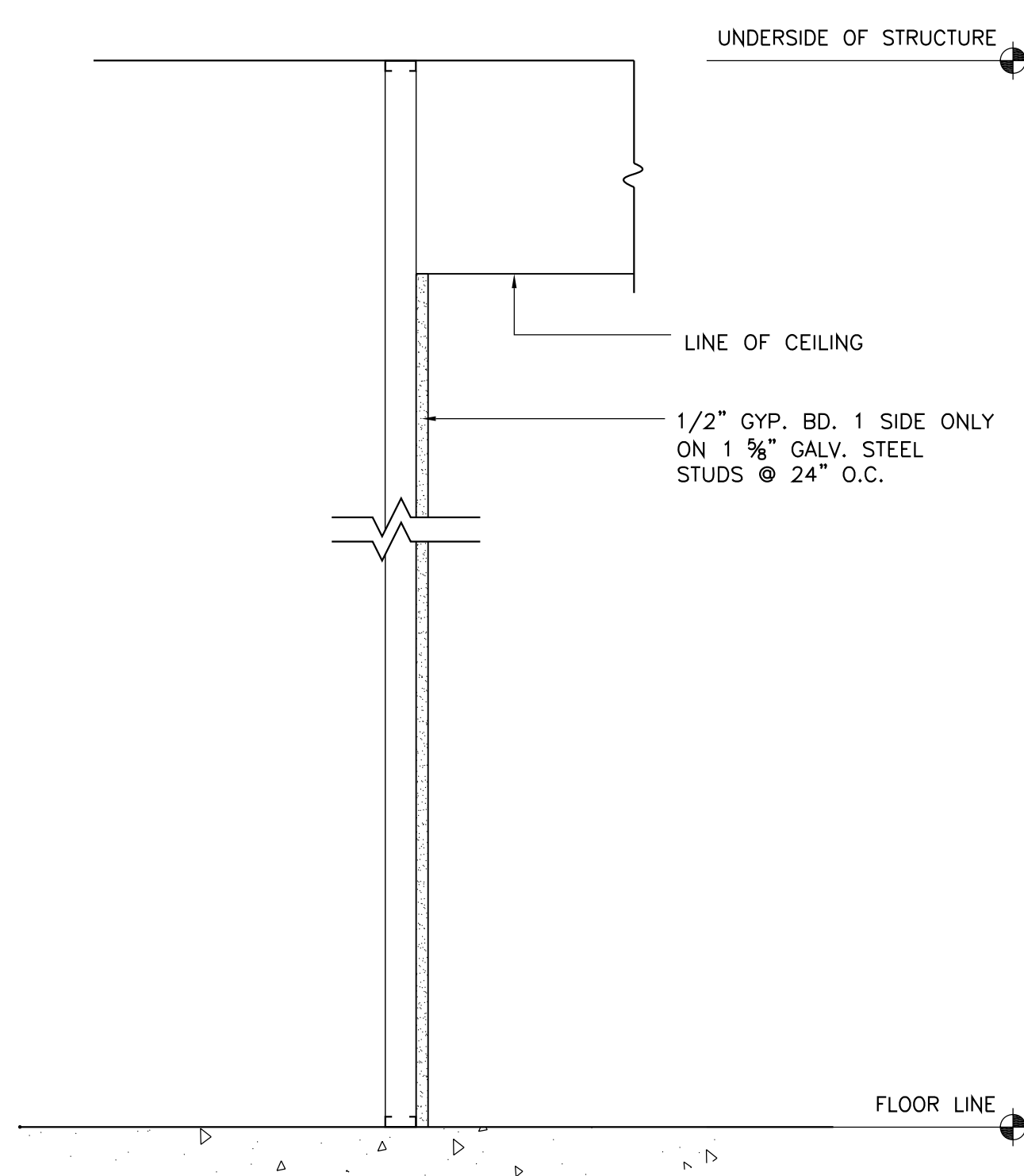
LOCATION	MARK	ROOM NAME	FLOOR		MOULDING						WALLS		CEILING			REMARKS
			MAT'L.	FIN	BASE		CHAIR		CROWN		MAT'L.	FIN	MAT'L.	FIN	HGT	
					MAT'L.	FIN	MAT'L.	FIN	MAT'L.	FIN						
TOWER II LEVEL 1	P100	ENCLOSED PARKING GARAGE	CONC	--	SEAL	--	--	--	--	--	CMU/CONC	P	EXC	--	--	--
	111	RETAIL 2	CT	--	6" CT	--	--	--	--	--	CMU/ST	P	EXC	--	--	--
	112	TRASH ROOM	CONC	--	SEAL	--	--	--	--	--	CMU/CONC	P	EXC	--	--	--
	113	CORRIDOR	CONC	--	SEAL	--	--	--	--	--	CMU/ST	P	EXC	--	--	--
	114	ELEVATOR LOBBY	CT	--	6" CT	--	--	--	--	--	GWB	P	GWB	P	9'-4"	--
	115	ELEVATOR LOBBY	CT	--	6" CT	--	--	--	--	--	GWB	P	GWB	P	12'-6"	--
TOWER II LEVEL 2	116	CORRIDOR	CONC	--	SEAL	--	--	--	--	--	CMU/ST	P	EXC	--	--	--
	117	STORAGE	CONC	--	SEAL	--	--	--	--	--	CMU	P	EXC	--	--	--
	118	RETAIL 1	CT	--	6" CT	--	--	--	--	--	CMU/ST	P	EXC	--	--	--
	P200	ENCLOSED PARKING GARAGE	CONC	--	SEAL	--	--	--	--	--	CMU/CONC	P	EXC	--	--	--
	210	MAIL ROOM	CT	--	6" CT	--	--	--	--	--	ST/GWB	P	GWB	P	8'-0"	--
	211	PACKAGES	CT	--	6" CT	--	--	--	--	--	ST/GWB	P	GWB	P	8'-0"	--
TOWER II LEVEL 3	216	POOL/SPA EQUIPMENT	CONC	--	SEAL	--	--	--	--	--	CMU/CONC	P	EXC	--	--	--
	217	POOL/SPA EQUIPMENT	CONC	--	SEAL	--	--	--	--	--	CMU/CONC	P	EXC	--	--	--
	218	GENERATOR ROOM	CONC	--	SEAL	--	--	--	--	--	CMU	P	EXC	--	--	--
	219	ELECTRIC ROOM	CONC	--	SEAL	--	--	--	--	--	ST	P	EXC	--	--	--
	220	ELEVATOR LOBBY	CT	--	6" CT	--	--	--	--	--	ST	P	GWB	P	9'-4"	--
	221	STORAGE	CONC/P	--	SEAL	--	--	--	--	--	CMU/ST	P	EXC	--	--	--
TOWER II LEVEL 4	T29	CORRIDOR	CONC	--	SEAL	--	--	--	--	--	GWB/ST	P	GWB	P	8'-8"	--
	T30	A/C	CONC	--	SEAL	--	--	--	--	--	GWB/CMU	P	GWB	P	8'-8"	--
	T31	ELEVATOR LOBBY	CT	--	6" CT	--	--	--	--	--	GWB	P	GWB	P	8'-8"	--
	T32	TRASH	CONC	--	SEAL	--	--	--	--	--	CMU/GWB	P	EXC	--	--	--
	T33	CORRIDOR	CONC	--	SEAL	--	--	--	--	--	GWB/ST	P	GWB	P	8'-8"	--
	T30	ELECTRICAL	CONC	--	SEAL	--	--	--	--	--	GWB/CMU	P	EXC	--	--	--
TOWER II LEVEL 5	T31	ELEVATOR LOBBY	C	--	WD	--	--	--	--	--	GWB	P	GWB	P	8'-8"	--
	T32	TRASH	C	--	WD	--	--	--	--	--	CMU	P	EXC	--	--	--
	T33	CORRIDOR	C	--	WD	--	--	--	--	--	GWB/ST	P	GWB	P	8'-8"	--
	T37	CORRIDOR	CONC	--	SEAL	--	--	--	--	--	GWB/ST	P	GWB	P	8'-8"	--
	T38	ELECTRICAL	CONC	--	SEAL	--	--	--	--	--	GWB/CMU	P	EXC	--	--	--
	T39	ELEVATOR LOBBY	C	--	WD	--	--	--	--	--	GWB	P	GWB	P	8'-8"	--
TOWER II ROOF	T40	TRASH	C	--	WD	--	--	--	--	--	CMU/GWB	P	EXC	--	--	--
	505	STORAGE LOCKERS	CONC/P	--	SEAL	--	--	--	--	--	GWB/ST	P	ACT	--	8'-0"	--
TOWER II ROOF	506	BUILDING STORAGE	CT	--	6" CT	--	--	--	--	--	GWB/ST	P	EXC	--	--	--
	R03	ELEVATOR CONTROL ROOM	CONC	--	SEAL	--	--	--	--	--	CMU/CONC	P	EXC	--	--	--

ROOM FINISH SCHEDULE

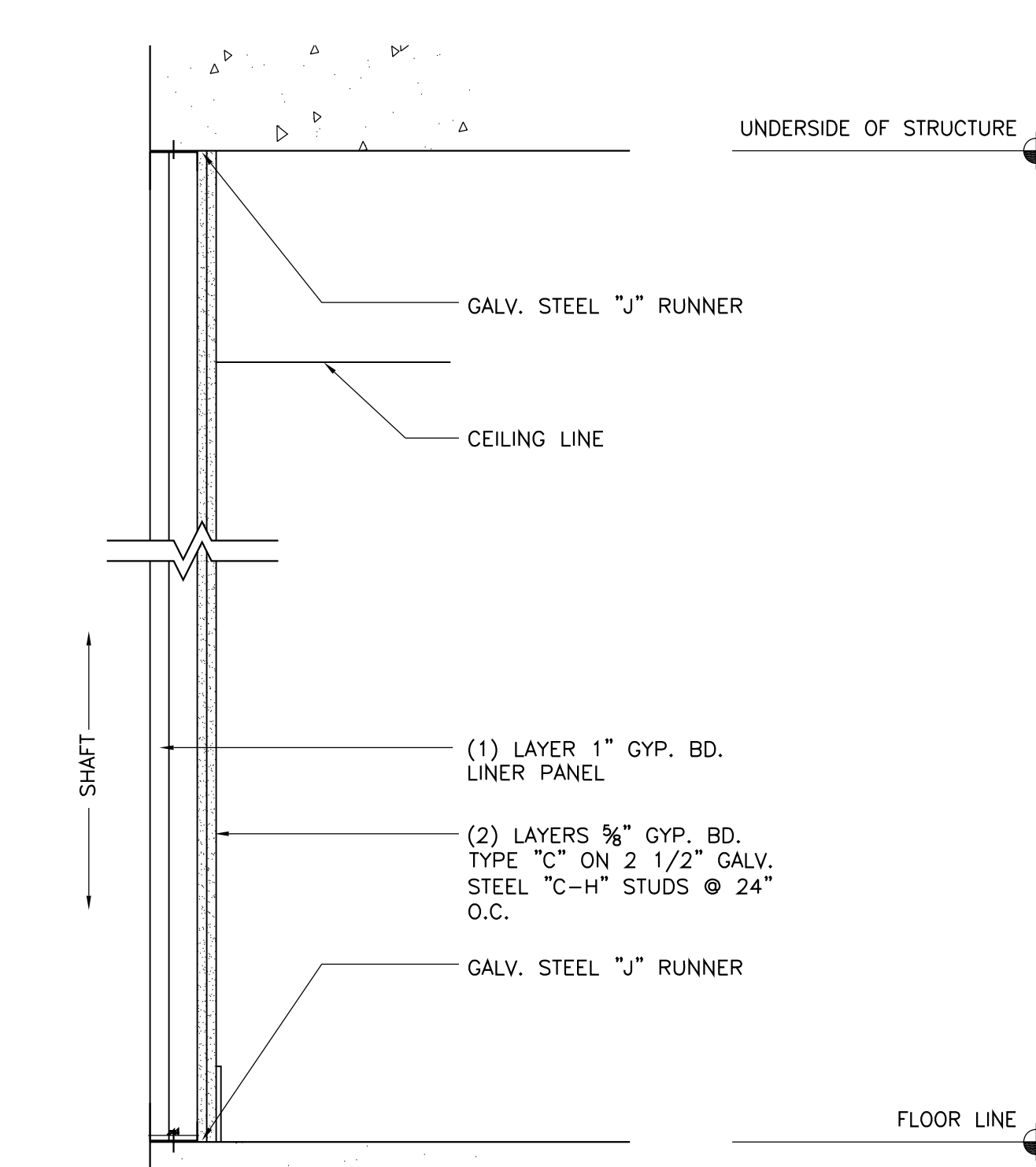
LOCATION	MARK	ROOM NAME	FLOOR		MOULDING						WALLS		CEILING			REMARKS
			MAT'L.	FIN	BASE		CHAIR		CROWN		MAT'L.	FIN	MAT'L.	FIN	HGT	
					MAT'L.	FIN	MAT'L.	FIN	MAT'L.	FIN						
TOWER II-UNIT 'A1'	A101	FOYER	CT	--	6" CT	--	--	--	--	--	GWB	P	GWB	P	8'-8"	--
	A102	KITCHEN	CT	--	6" CT	--	--	--	--	--	GWB	P	GWB	P	8'-0"/9'-10"	--
	A102a	UTILITY	CT	--	6" CT	--	--	--	--	--	MRGB	P	MRGB	P	8'-8"	WET WALLS MRGB
	A102b	A/C	C	--	6" WD	--	--	--	--	--	GWB	P	GWB	P	8'-8"	--
	A103	BEDROOM 2	C	--	6" WD	--	--	--	--	--	GWB	P	KD	--	10'-0"	--
	A103b	BATH	C	--	6" WD	--	--	--	--	--	GWB	P	GWB	P	8'-8"	--
	A103c	CL.	C	--	6" WD	--	--	--	--	--	GWB	P	KD	--	10'-0"	--
	A104	LIVING	C	--	6" WD	--	--	--	--	--	GWB	P	GWB	P	10'-0"	--
	A104a	TERRACE	CT	--	6" CT	--	--	--	--	--	ST	P	KD	--	10'-0"	--
	A104b	DINING	CT	--	6" CT	--	--	--	--	--	GWB	P	KD	--	10'-0"	--
	A105	MASTER SUITE	CT	--	6" CT	--	--	--	--	--	GWB	P	KD/GWB	--	10'-0"/8'-8"	--
	A050	W.I.C.	C	--	6" WD	--	--	--	--	--	GWB	P	GWB	P	8'-8"	--
TOWER II-UNIT 'A2'	A105a	BATH	CT	--	6" CT	--	--	--	--	--	MRGB	P	MRGB	P	8'-8"	WET WALLS MRGB
	A105b	W.I.C.	C	--	6" WD	--	--	--	--	--	MRGB	P	MRGB	P	8'-8"	WET WALLS MRGB
	A106	PDR.	C	--	6" WD	--	--	--	--	--	GWB	P	GWB	P	8'-8"	--
	A106a	CL.	C	--	6" WD	--	--	--	--	--	GWB	P	GWB	P	8'-8"	--
	A201	FOYER	CT	--	6" CT	--	--	--	--	--	GWB	P	GWB	P	8'-8"	--
	A202	KITCHEN	CT	--	6" CT	--	--	--	--	--	GWB	P	GWB	P	8'-8"/9'-10"	--
	A202a	UTILITY	C	--	6" WD	--	--	--	--	--	GWB	P	GWB	--	8'-8"	--
	A203	BEDROOM 2	C	--	6" WD	--	--	--	--	--	GWB	P	KD	--	10'-0"	--
	A203a	LINEN	C	--	6" CT	--	--	--	--	--	GWB	P	GWB	P	8'-8"	--
	A203b	BATH	CT	--	6" CT	--	--	--	--	--	GWB	P	GWB	P	8'-8"	--
	A203c	CL.	C	--	6" WD	--	--	--	--	--	GWB	P	KD	--	10'-0"	--
	A204	LIVING	CT	--	6" CT	--	--	--	--	--	GWB	P	KD/GWB	--/P	10'-0"/7'-8"-8"	--
TOWER II-UNIT 'B1'	A204a	TERRACE	CONC.	--	6" WD	--	--	--	--	--	KD	--	KD	--	10'-0"	--
	A204c	DINING	C	--	6" WD	--	--	--	--	--	GWB	P	KD	--	10'-0"	--
	A205	MASTER SUITE	C	--	6" WD	--	--	--	--	--	GWB	P	KD/GWB	--/P	10'-0"/7'-8"-8"	--
	A205a	W.I.C.	CT	--	6" CT	--	--	--	--	--	MRGB	P	MRGB	P	8'-8"	WET WALLS MRGB
	A205b	WC	C	--	6" WD	--	--	--	--	--	MRGB	P	MRGB	P	8'-8"	WET WALLS MRGB
	A205c	BATH	CT	--	6" CT	--	--	--	--	--	MRGB	P	MRGB	P	8'-8"	WET WALLS MRGB
	A205d	W.I.C.	CT	--	6" CT	--	--	--	--	--	MRGB	P	MRGB	P	8'-8"	WET WALLS MRGB
	A206	PDR.	CT	--	6" CT	--	--	--	--	--	GWB	P	GWB	P	8'-8"	--
	A206a	CL.	CT	--	6" CT	--	--	--	--	--	GWB	P	GWB	P	8'-8"	--
	B101	FOYER	CT	--	6" CT	--	--	--	--	--	GWB	P	GWB	P	8'-8"	--
	B102	BEDROOM 3/DEN	CT	--	6" CT	--	--	--	--	--	GWB	P	GWB	P	8'-8"	--
	B102a	BATH	C	--	6" WD	--	--	--	--	--	MRGB	P	MRGB	--	8'-8"	WET WALLS MRGB
B102b	CL.	C	--	6" WD	--	--	--	--	--	MRGB	P	MRGB	--	8'-8"	WET WALLS MRGB	
B103	BEDROOM 2	CT	--	6" CT	--	--	--	--	--	GWB	P	KD	--	10'-0"	--	
B103a	CL.	CT	--	6" CT	--	--	--	--	--	GWB	P	KD	--	10'-0"	--	
B104	MASTER SUITE	CT	--	6" CT	--	--	--	--	--	GWB	P	KD	--	10'-0"	--	
B104a	W.I.C.	CT	--	6" CT	--	--	--	--	--	GWB	P	GWB	P	8'-8"	--	
B104b	WC	CT	--	6" CT	--	--	--	--	--	MRGB	P	MRGB	P	8'-8"	WET WALLS MRGB	
B104c	BATH	CT	--	6" CT	--	--	--	--	--	MRGB	P	MRGB	P	8'-8"	WET WALLS MRGB	
B104d	LANAI	CT	--	6" CT	--	--	--	--	--	CONC.	P	KD	--	10'-0"	--	
B105	KITCHEN	CT	--	6" CT	--	--	--	--	--	GWB	P	GWB	P	8'-8"/9'-10"	--	
B105a	CAFF.	CT	--	6" CT	--	--	--	--	--	GWB	P	KD	--	10'-0"	--	
B106	LIVING	CT	--	6" CT	--	--	--	--	--	GWB	P	KD/GWB	--/P	10'-0"/7'-8"-8"	--	
B106a	TERRACE	C	--	6" WD	--	--	--	--	--	CONC.	P	KD	--	10'-0"	--	
B106b	DINING	C	--	6" WD	--	--	--	--	--	GWB	P	KD/GWB	--/P	10'-0"/7'-8"-8"	--	
B106c	A/C	C	--	6" WD	--	--	--	--	--	GWB	P	KD	--	10'-0"	--	
B107	UTILITY	CT	--	6" CT	--	--	--	--	--	MRGB	P	MRGB	P	8'-8"	WET WALLS MRGB	
B108	BATH	CT	--	6" CT	--	--	--	--	--	MRGB	P	MRGB	P	8'-8"	WET WALLS MRGB	
TOWER II-UNIT 'C1' FIRST FLOOR	C101	FOYER	CT	--	6" CT	--	--	--	--	--	GWB	P	GWB	P	8'-8"	--
	C102	PANTRY	CT	--	6" CT	--	--	--	--	--	GWB	P	GWB	P	8'-8"	--
	C103	KITCHEN	CT	--	6" CT	--	--	--	--	--	GWB	P	GWB	P	8'-8"/9'-10"	--
	C103a	LOBBY	CT	--	6" CT	--	--	--	--	--	GWB	P	GWB	P	8'-8"	--
	C104	UTILITY	CT	--	6" CT	--	--	--	--	--	MRGB	P	MRGB	P	8'-8"	WET WALLS MRGB
	C105	BATH	CT	--	6" CT	--	--	--	--	--	MRGB	P	MRGB	P	8'-8"	WET WALLS MRGB
	C106	BEDROOM 1	CT	--	6" CT	--	--	--	--	--	GWB	P	KD	--	10'-0"	--
	C106a	CL.	CT	--	6" CT	--	--	--	--	--	GWB	P	KD	--	10'-0"	--
	C107	LIVING	C	--	6" WD	--	--	--	--	--	GWB	P	KD	--	--	--
	C107a	DINING	C	--	6" WD	--	--	--	--	--	GWB	P	KD</			



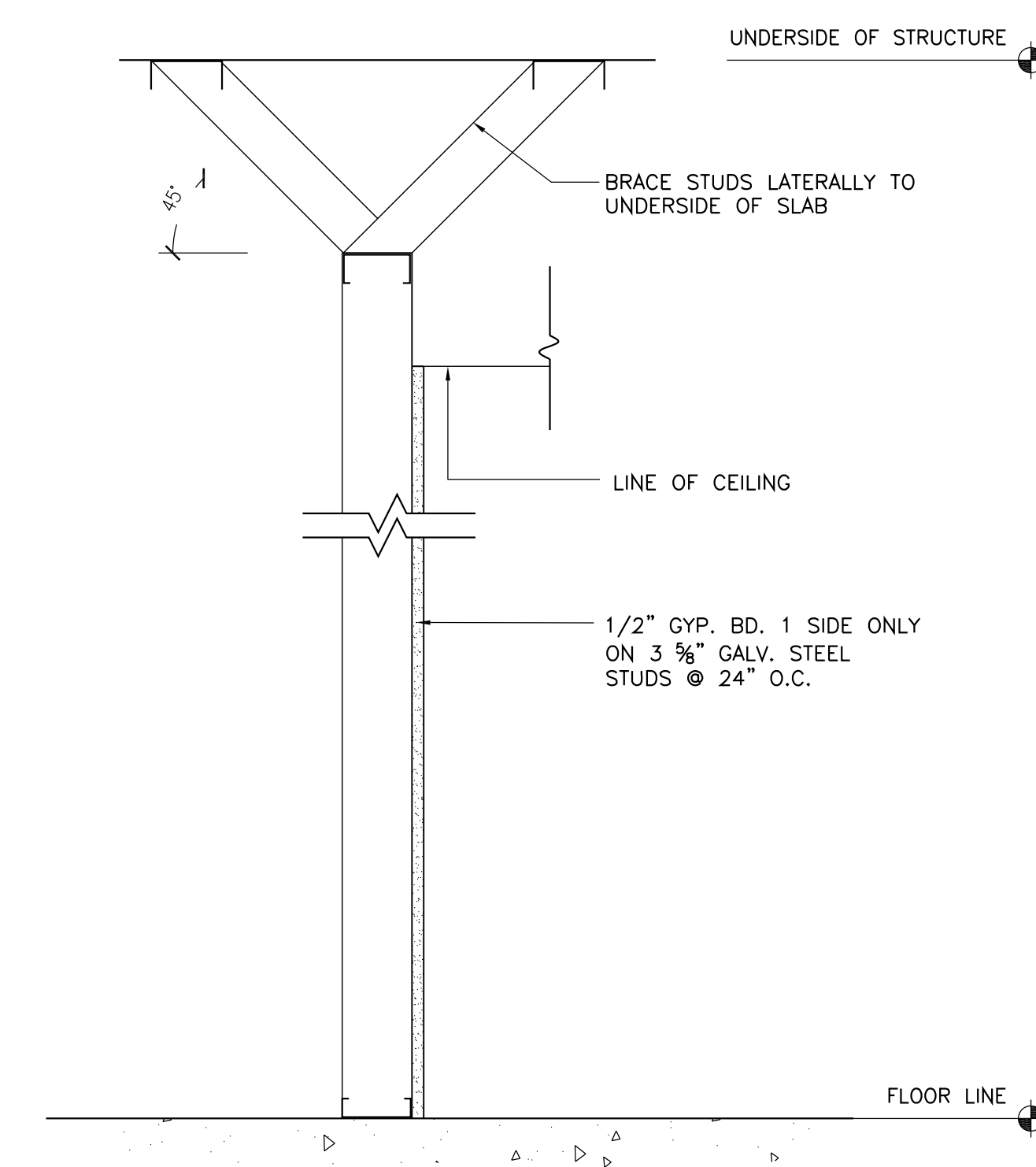
A1 SOUND PARTITION
SCALE: 1 1/2"=1'-0"



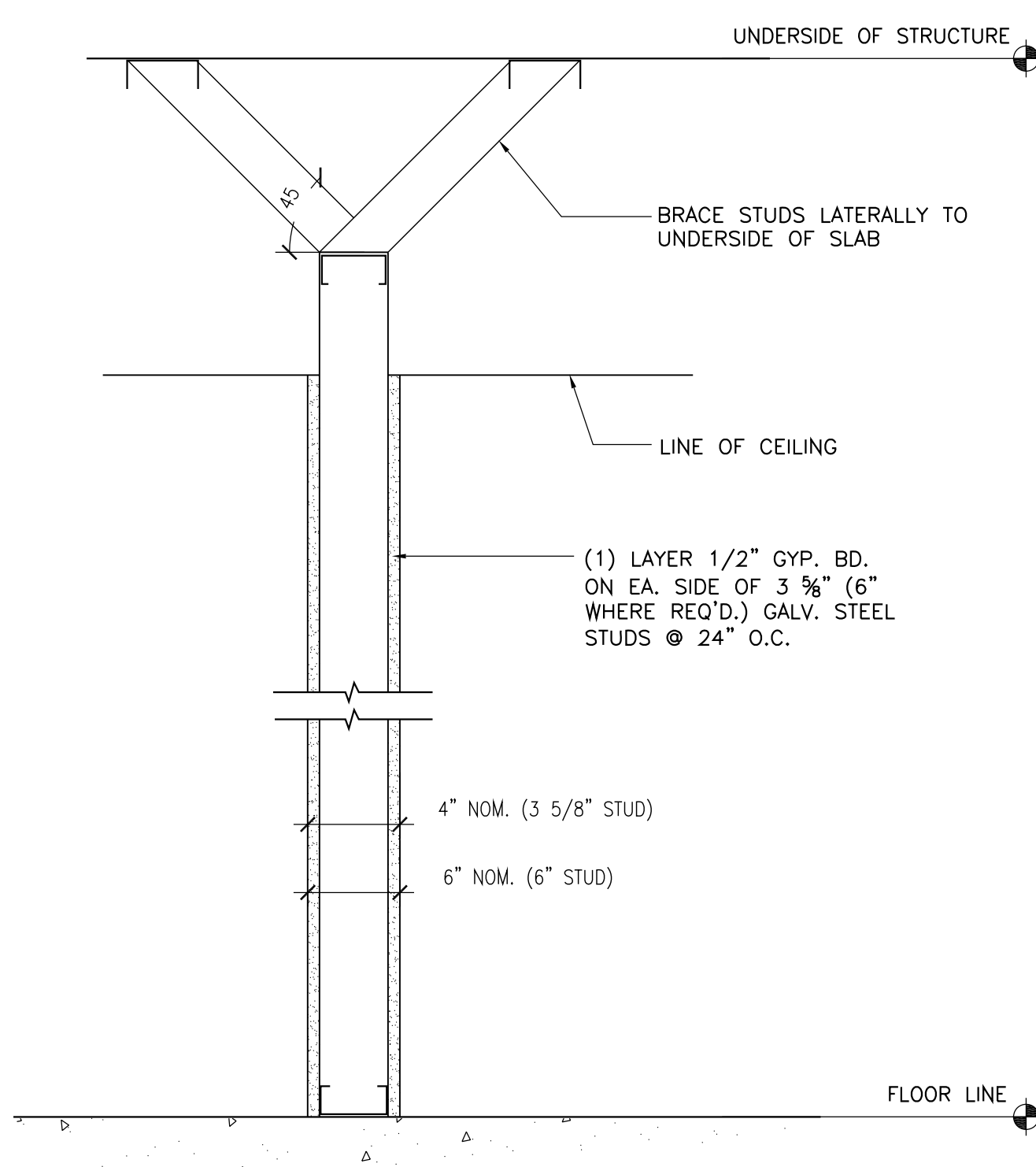
A2 NON-SOUND RATED PARTITION
SCALE: 1 1/2"=1'-0"



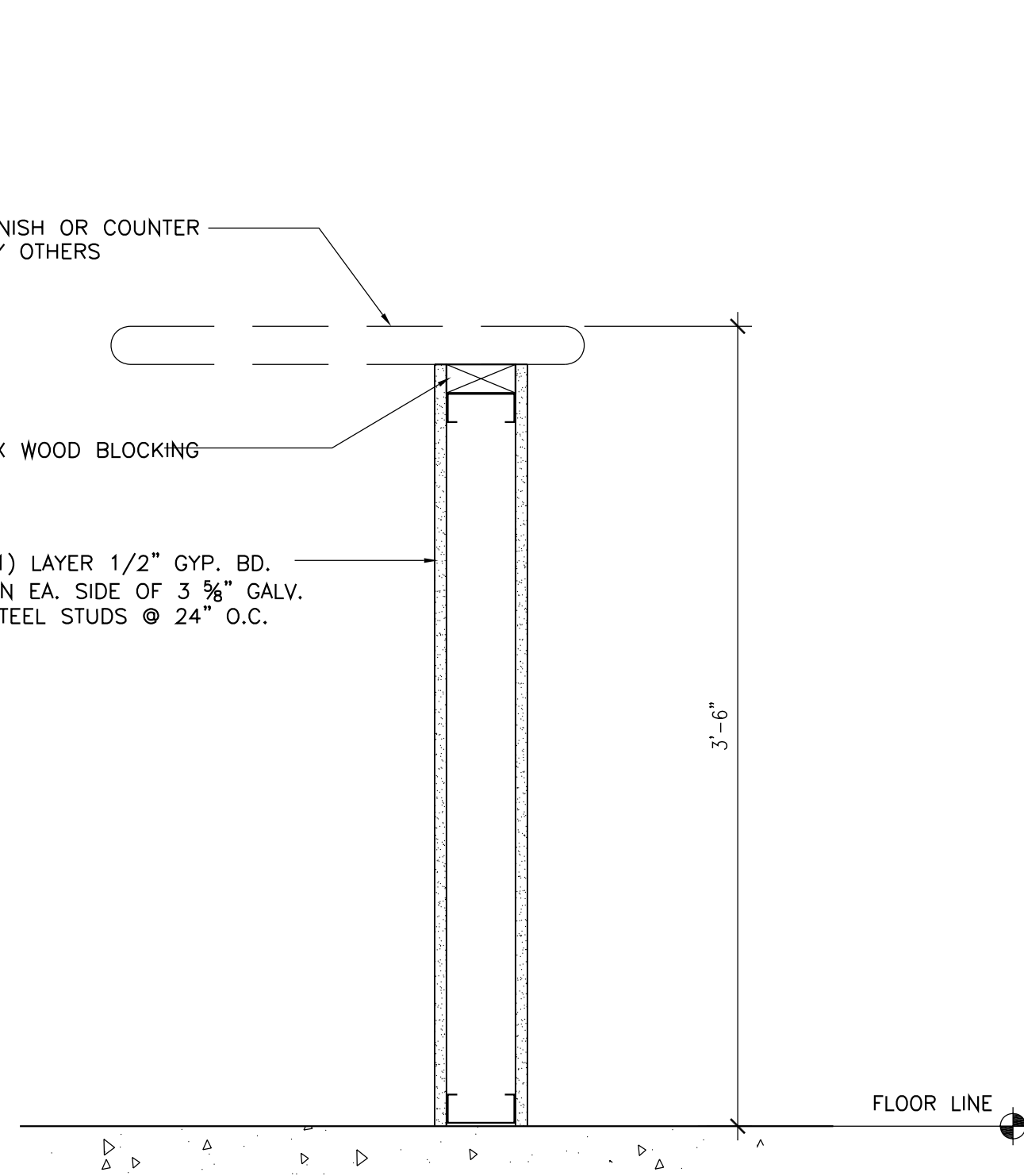
A3 2-HR SHAFT WALL
SCALE: 1 1/2"=1'-0"



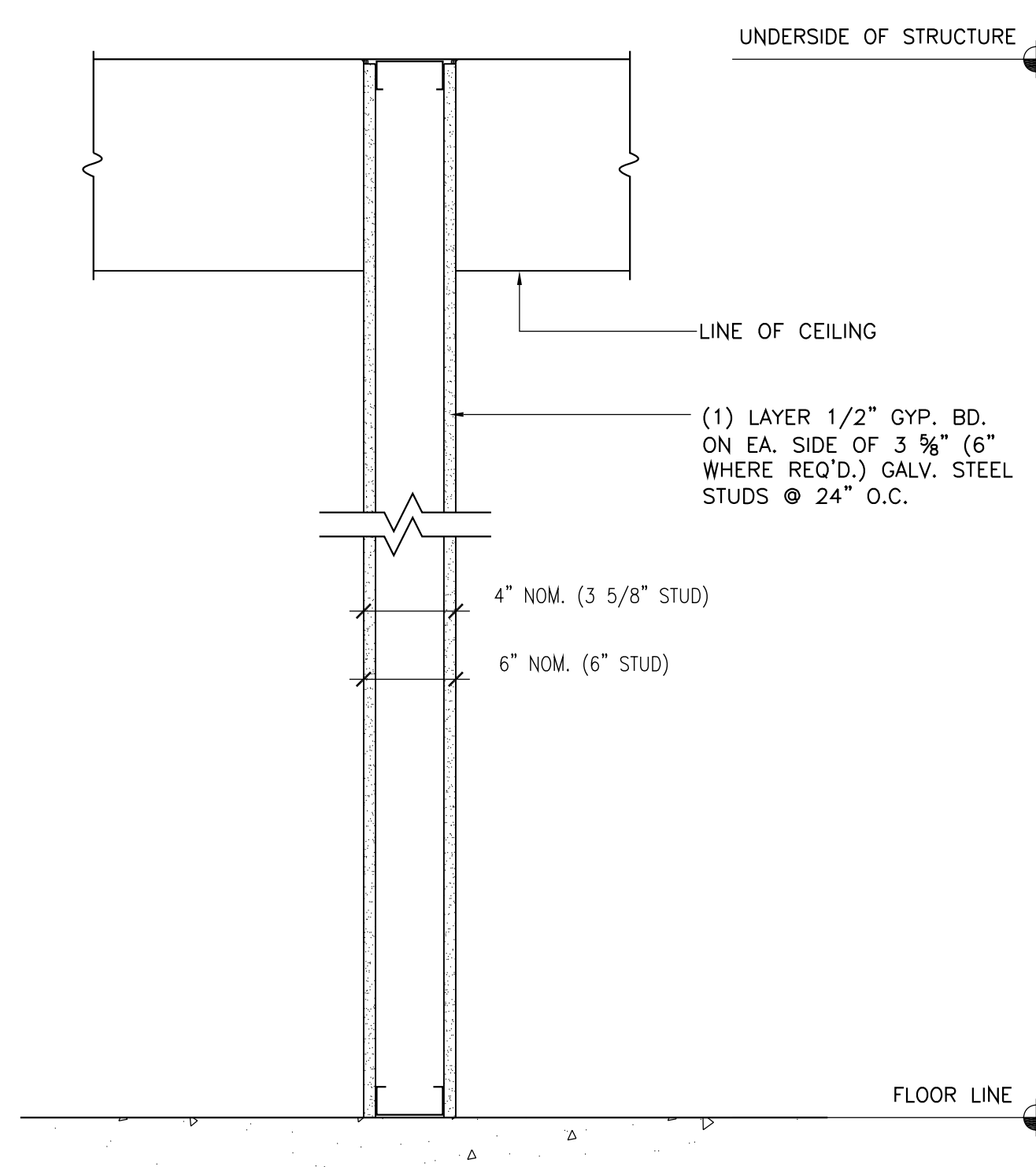
A4 NON-SOUND RATED PARTITION
SCALE: 1 1/2"=1'-0"



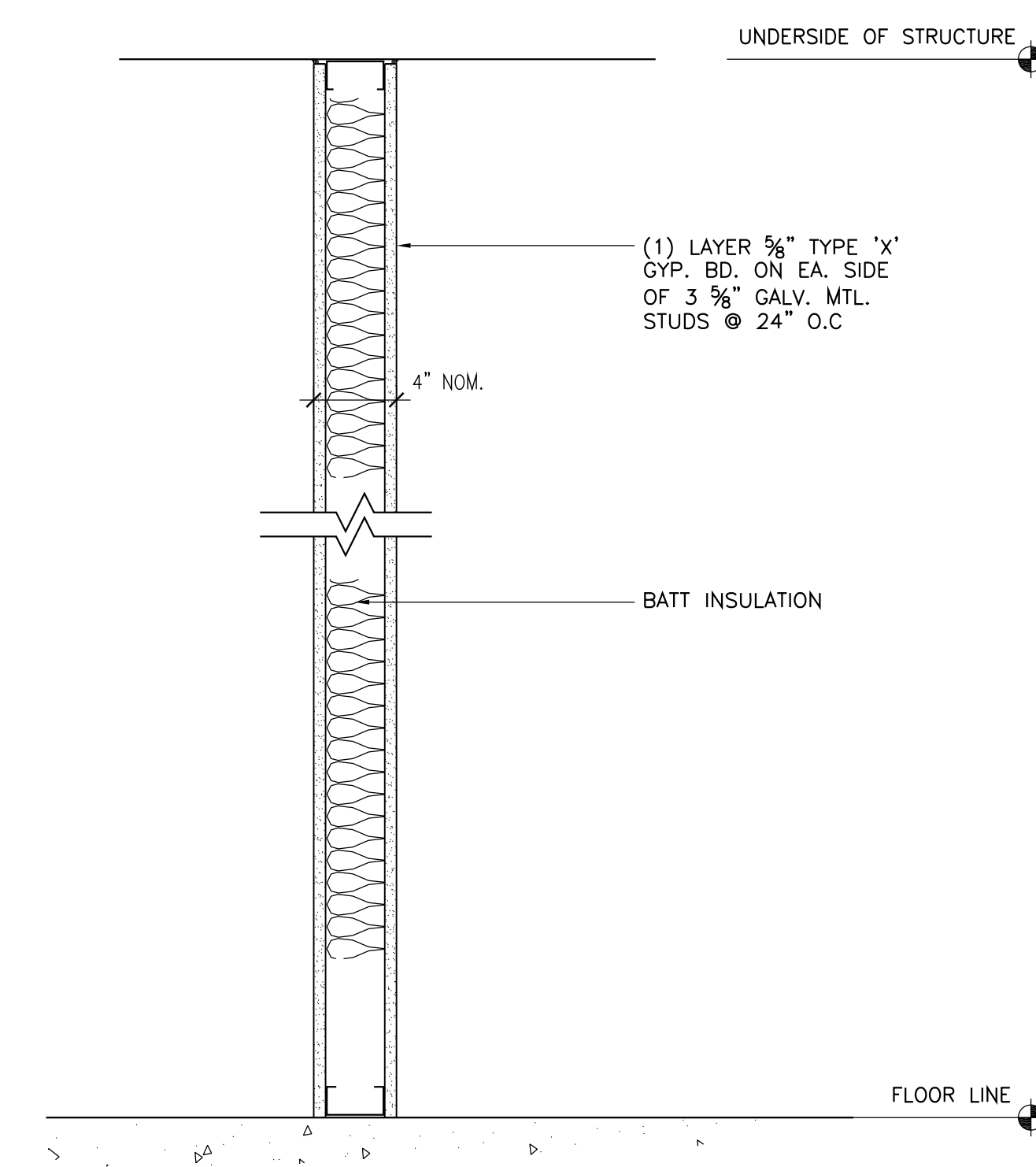
A5 NON-SOUND RATED PARTITION
SCALE: 1 1/2"=1'-0"



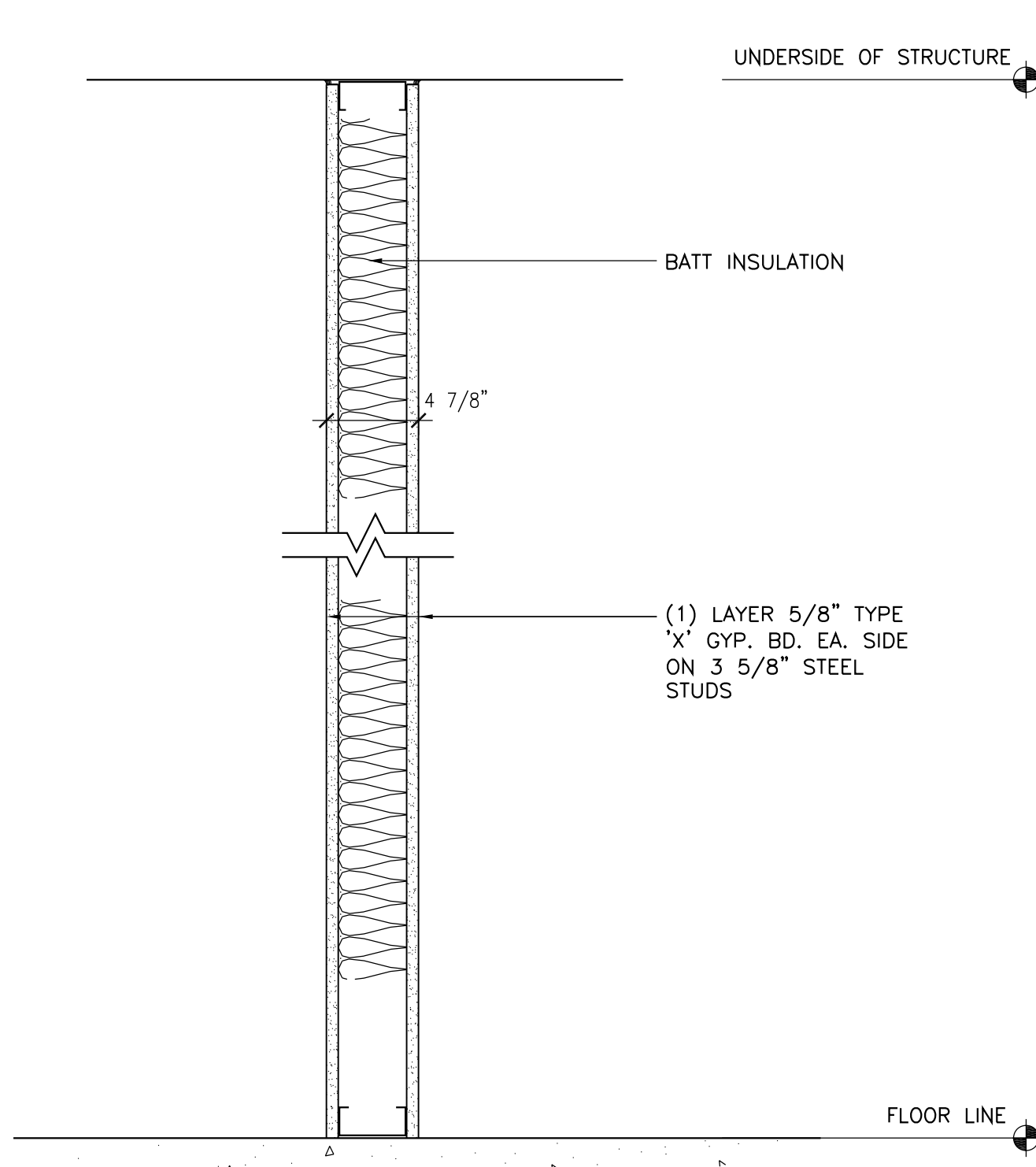
A6 KNEE WALL
SCALE: 1 1/2"=1'-0"



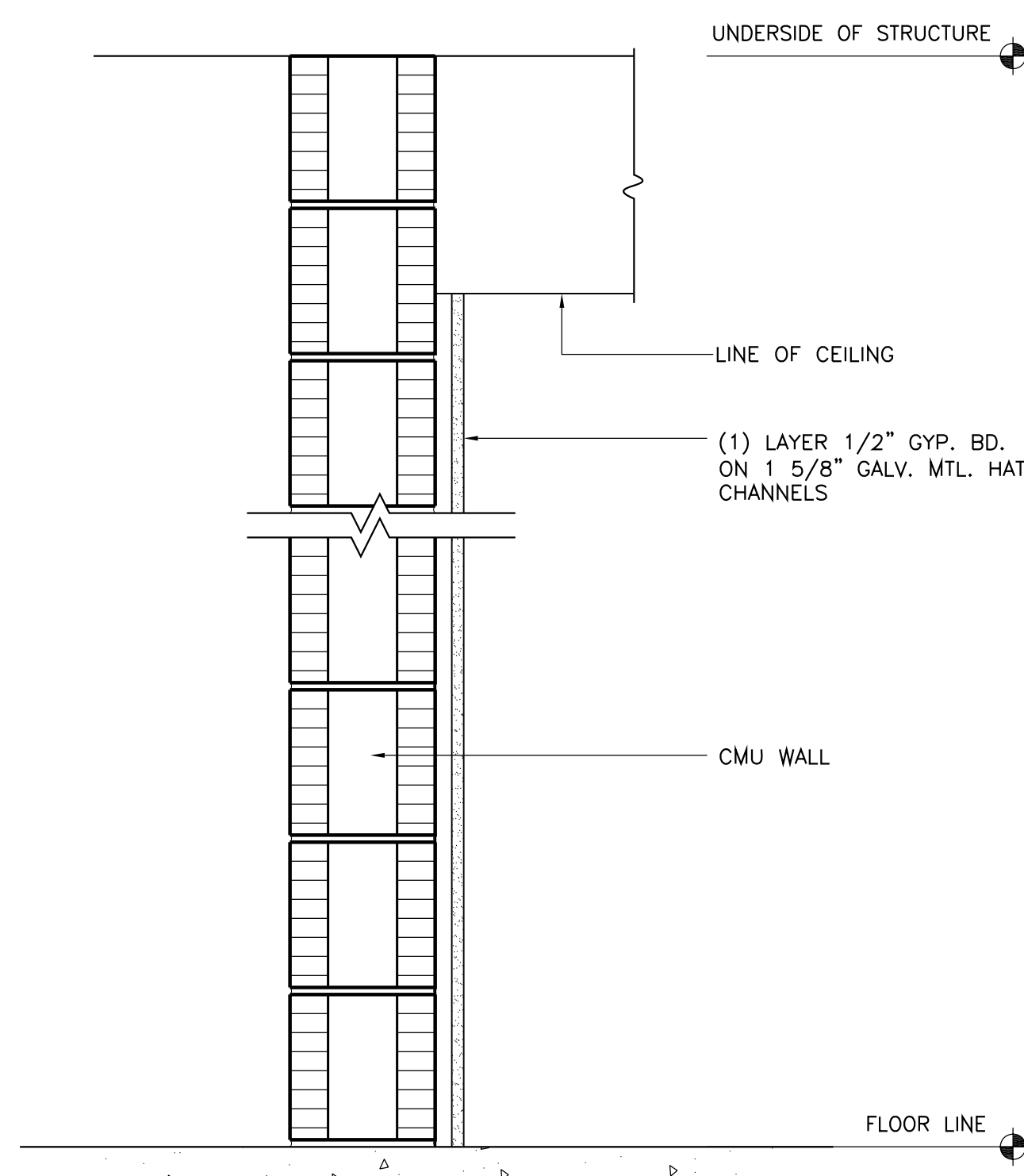
A7 NON-SOUND RATED PARTITION
SCALE: 1 1/2"=1'-0"



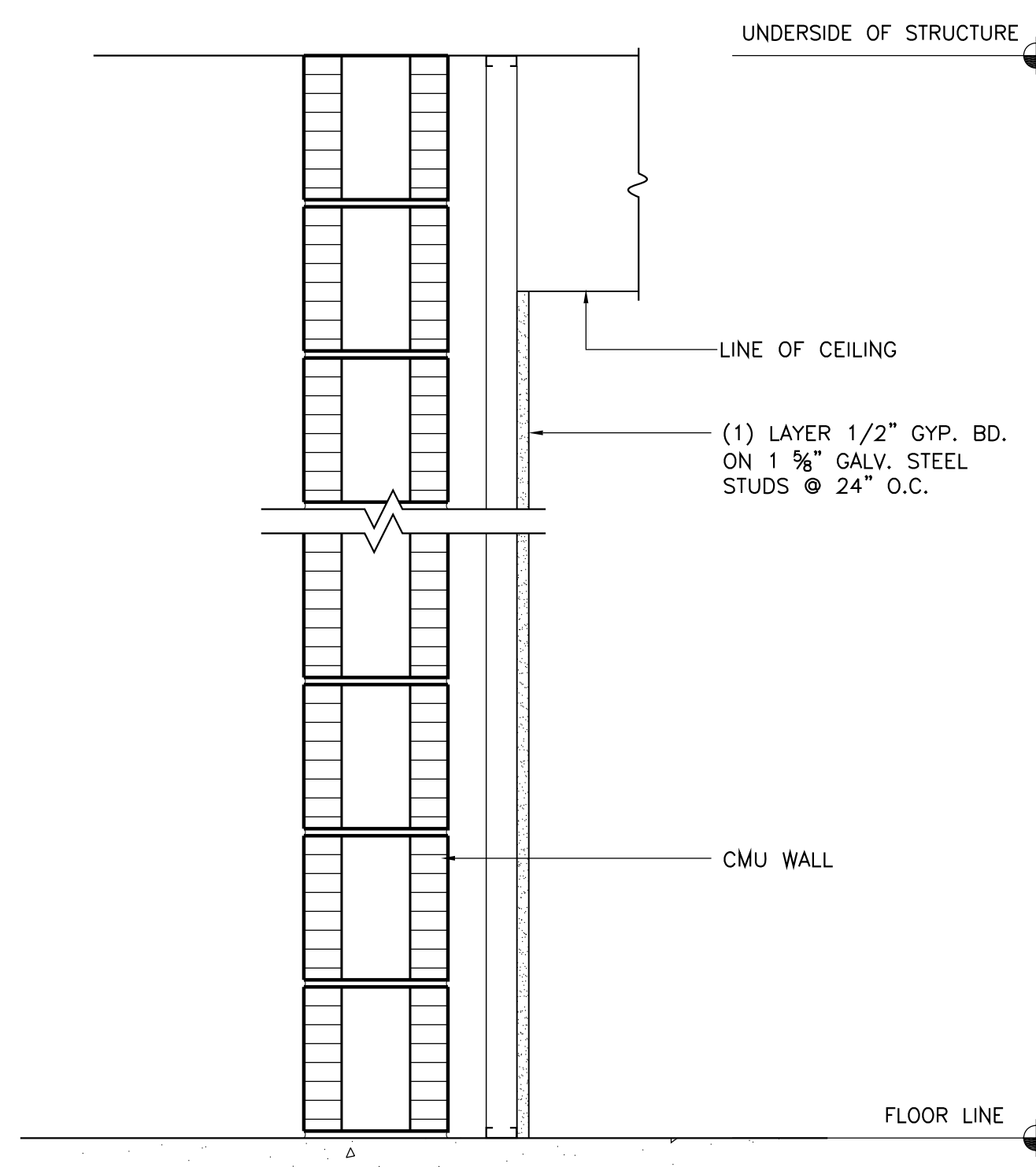
A8 1-HR. RATED PARTITION
UL-430
SCALE: 1 1/2"=1'-0"



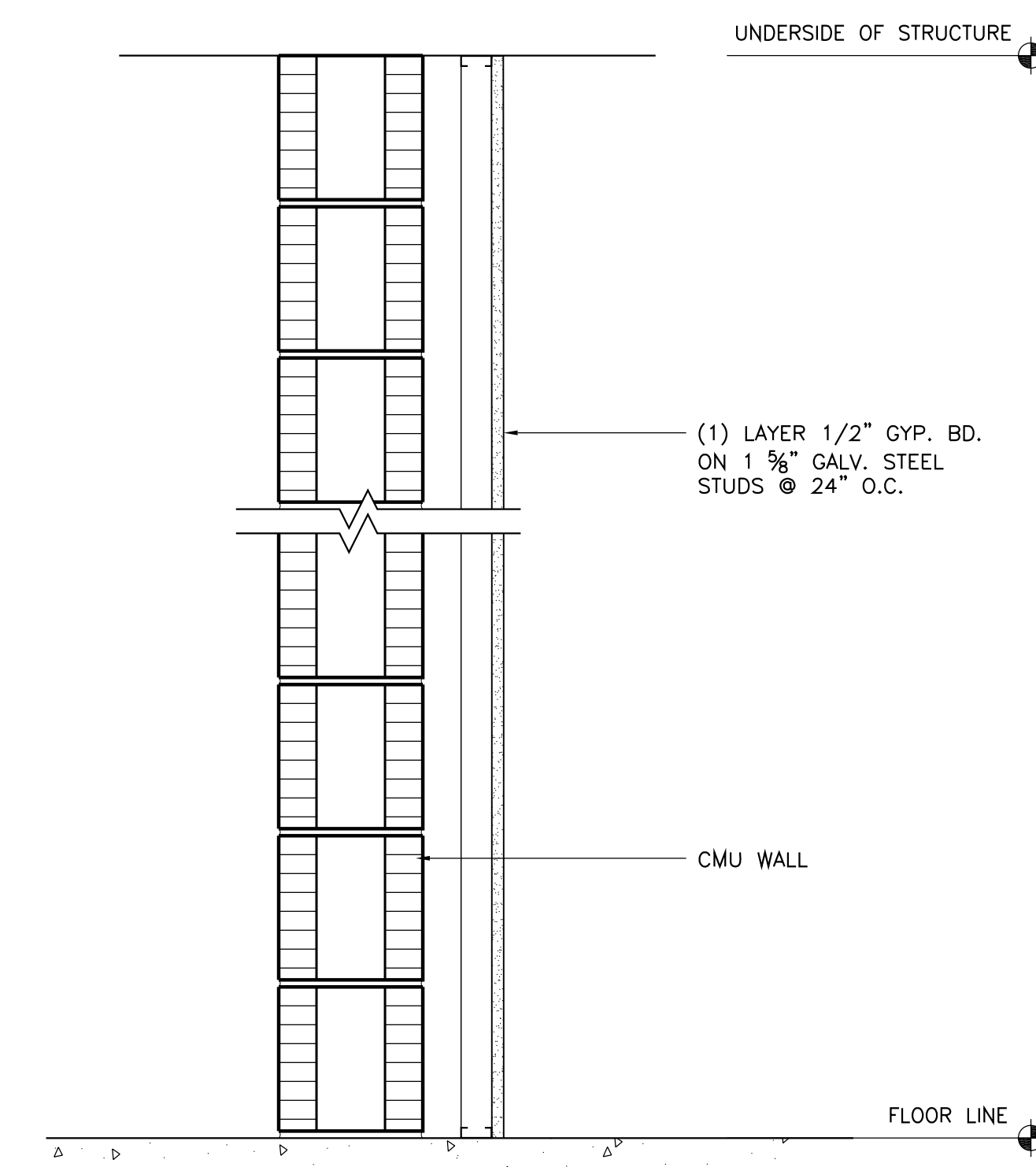
A9 2-HR. RATED PARTITION
UL-491
SCALE: 1 1/2"=1'-0"



B1 FURRED WALL - CMU
(FINISH 1 SIDE)
UL-907
SCALE: 1 1/2"=1'-0"



B2 FURRED WALL - CMU
(FINISH 1 SIDE)
UL-907
SCALE: 1 1/2"=1'-0"



B3 FURRED WALL - CMU
(FINISH 1 SIDE)
UL-907
SCALE: 1 1/2"=1'-0"

PROJECT DESIGN TEAM:
ARCHITECTS
ADACHE GROUP ARCHITECTS, INC.
550 SOUTH FEDERAL HIGHWAY
FT. LAUDERDALE, FLORIDA 33301
PH:(954) 525-1133 FAX:(954) 726-8159
E-MAIL: info@adache.com
BLOODGOOD SHARP BUSTER
3816 WEST LINEBAUGH AVENUE, SUITE 212
TAMPA, FLORIDA 33604
PH:(813) 265-4808 FAX:(813) 265-4809
E-MAIL: sbarker@sbobdesign.com
CIVIL ENGINEER
FLORIDA DESIGN CONSULTANTS
3030 STARKEY BOULEVARD
NEW PORT RICHEY, FLORIDA 34655
PH:(727) 849-7508 FAX:(727) 846-3648
E-MAIL: emaxzur@fdcsign.com
M.E.P. ENGINEER
WADSWORTH-ONEAL ENGINEERING
6416 COMMERCIAL PARK DRIVE
FORT MYERS, FLORIDA 33912
PH:(239) 454-5611 FAX:(239) 454-6401
E-MAIL: dan@wadsworth-eng.com
STRUCTURAL ENGINEER
O.E. OLSEN & ASSOCIATES
3342 TYRONE BOULEVARD NORTH
ST. PETERSBURG, FLORIDA 33710
PH:(727) 345-0397 FAX:(727) 343-3207
E-MAIL: doell@oee-eng.com
LANDSCAPE ARCHITECT
PHIL GRAHAM COMPANY, P.A.
408 SECOND STREET NORTH
ST. PETERSBURG, FLORIDA 33701
PH:(727) 821-5225 FAX:(727) 826-1626
E-MAIL: bob@pgca.com

OWNER:
JMC COMMUNITIES
2201 FOURTH STREET NORTH, SUITE 200
ST. PETERSBURG, FLORIDA 33704
PH:(727) 823-0022 FAX:(727) 821-2007
© JMC COMMUNITIES, INC. 2005

PROJECT:
RESIDENCES AT SANDPEARL
14 UNIT CONDOMINIUM
470 MANDALAY AVENUE
CLEARWATER BEACH, FLORIDA 33756

SEAL:

ISSUED FOR: PERMIT
DATE: 4/5/06

REVISIONS:

No.	DATE	REMARKS

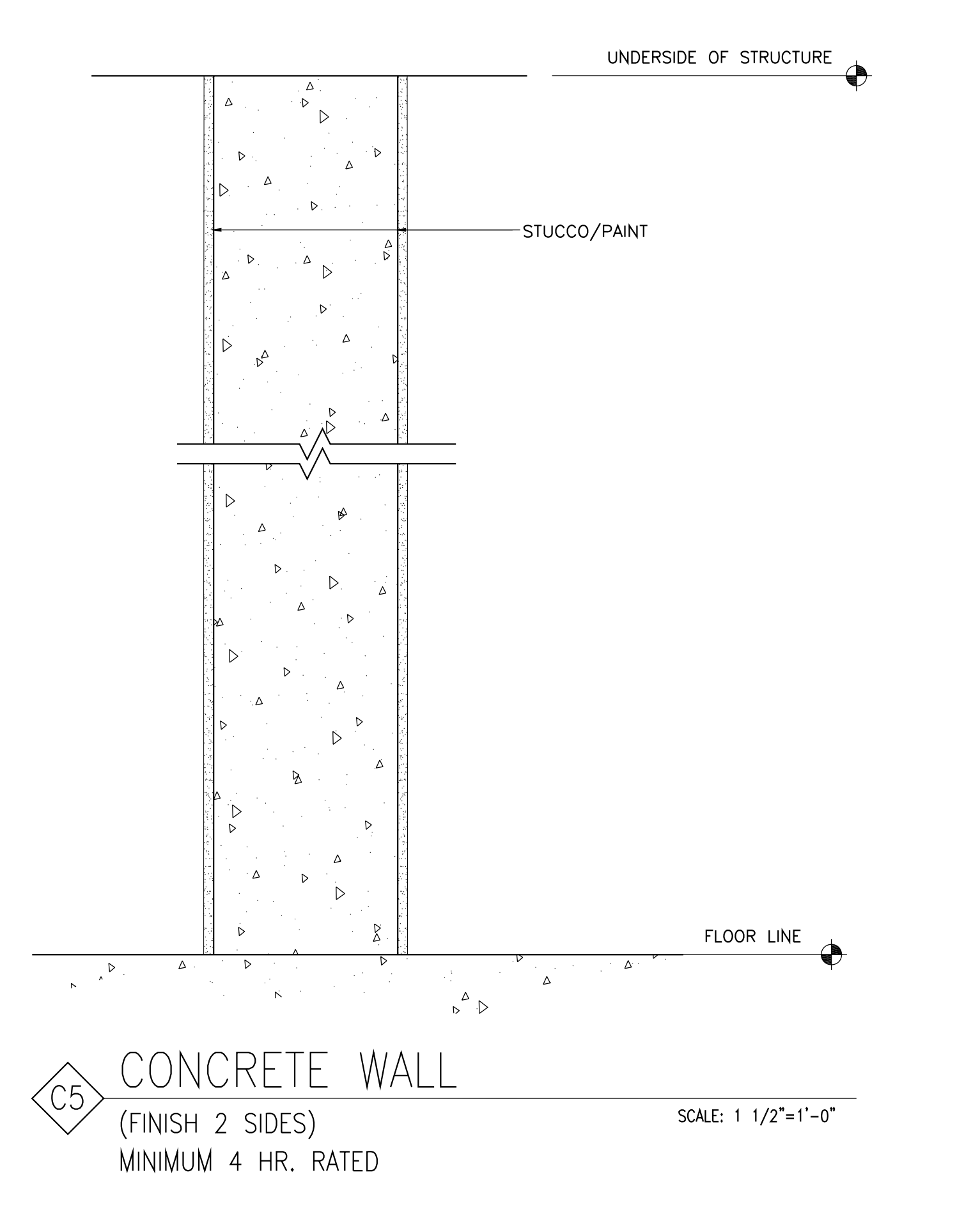
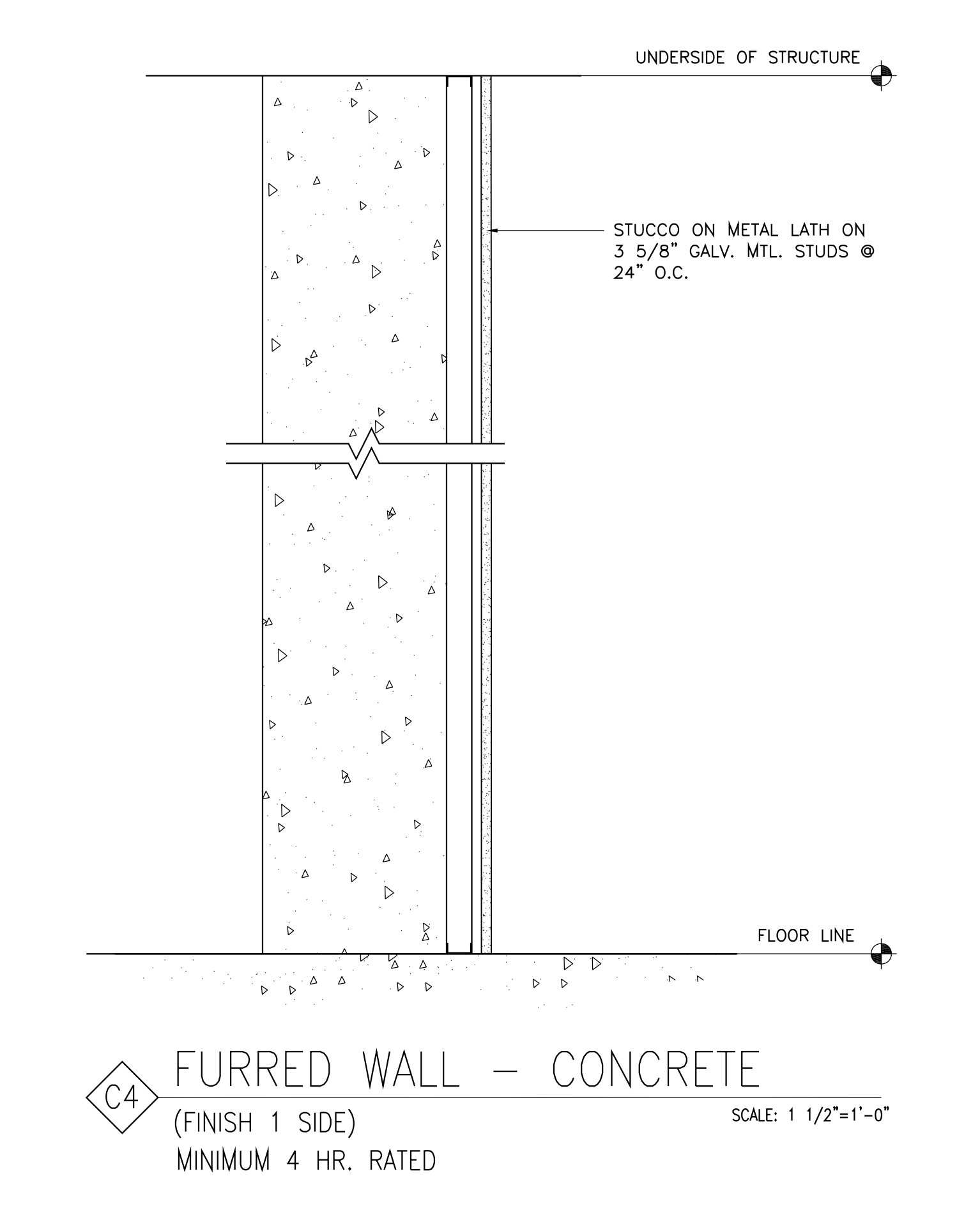
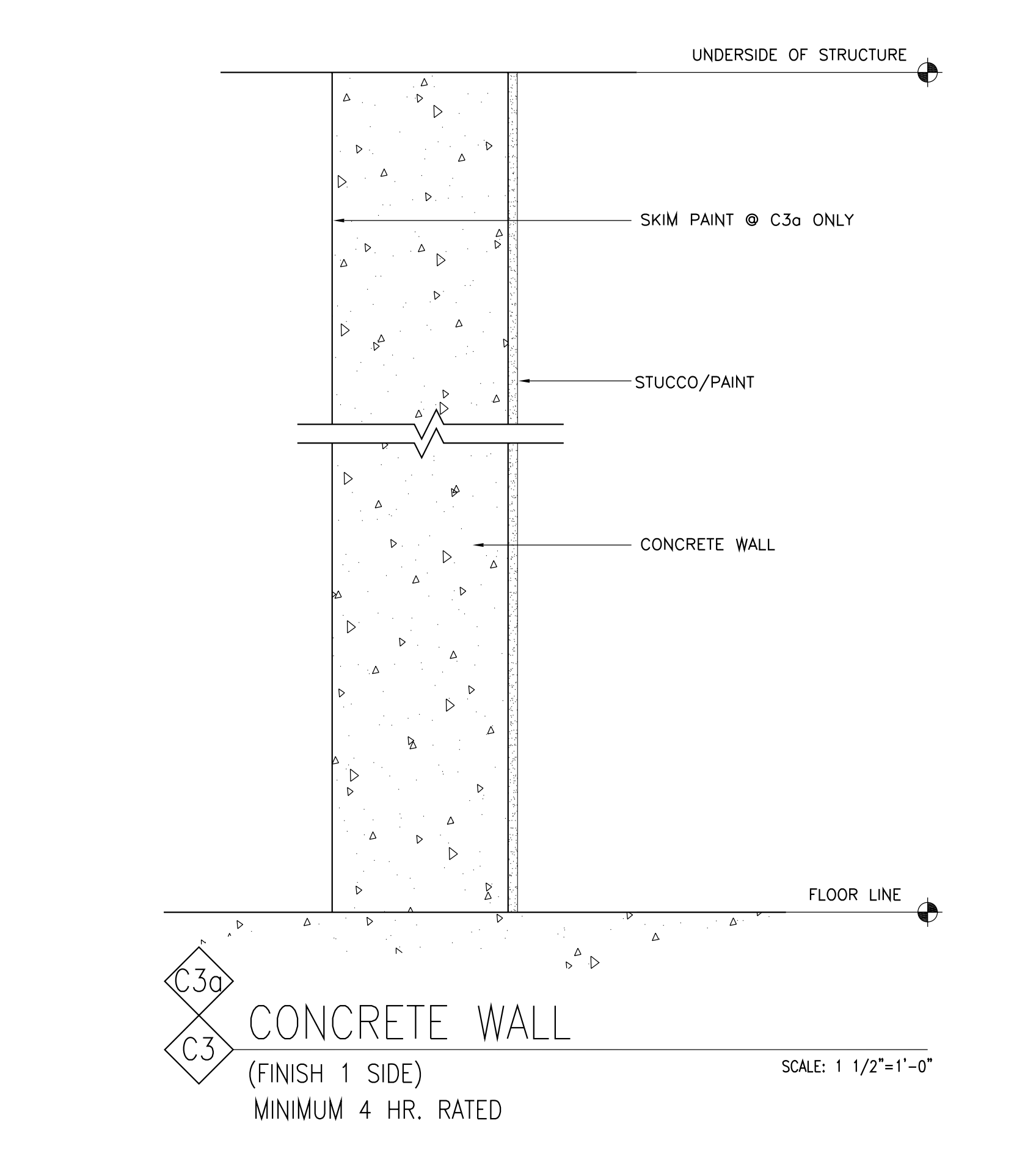
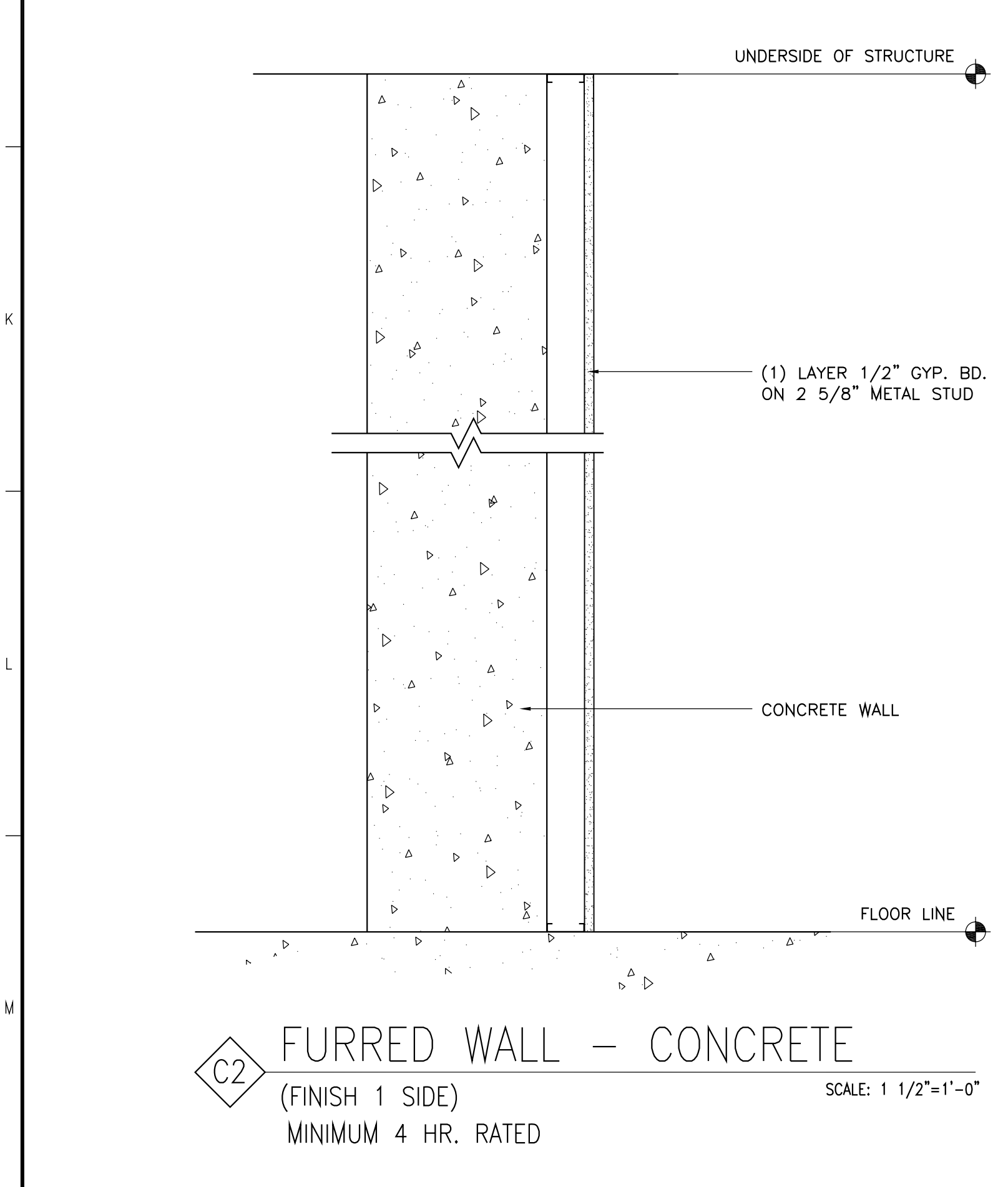
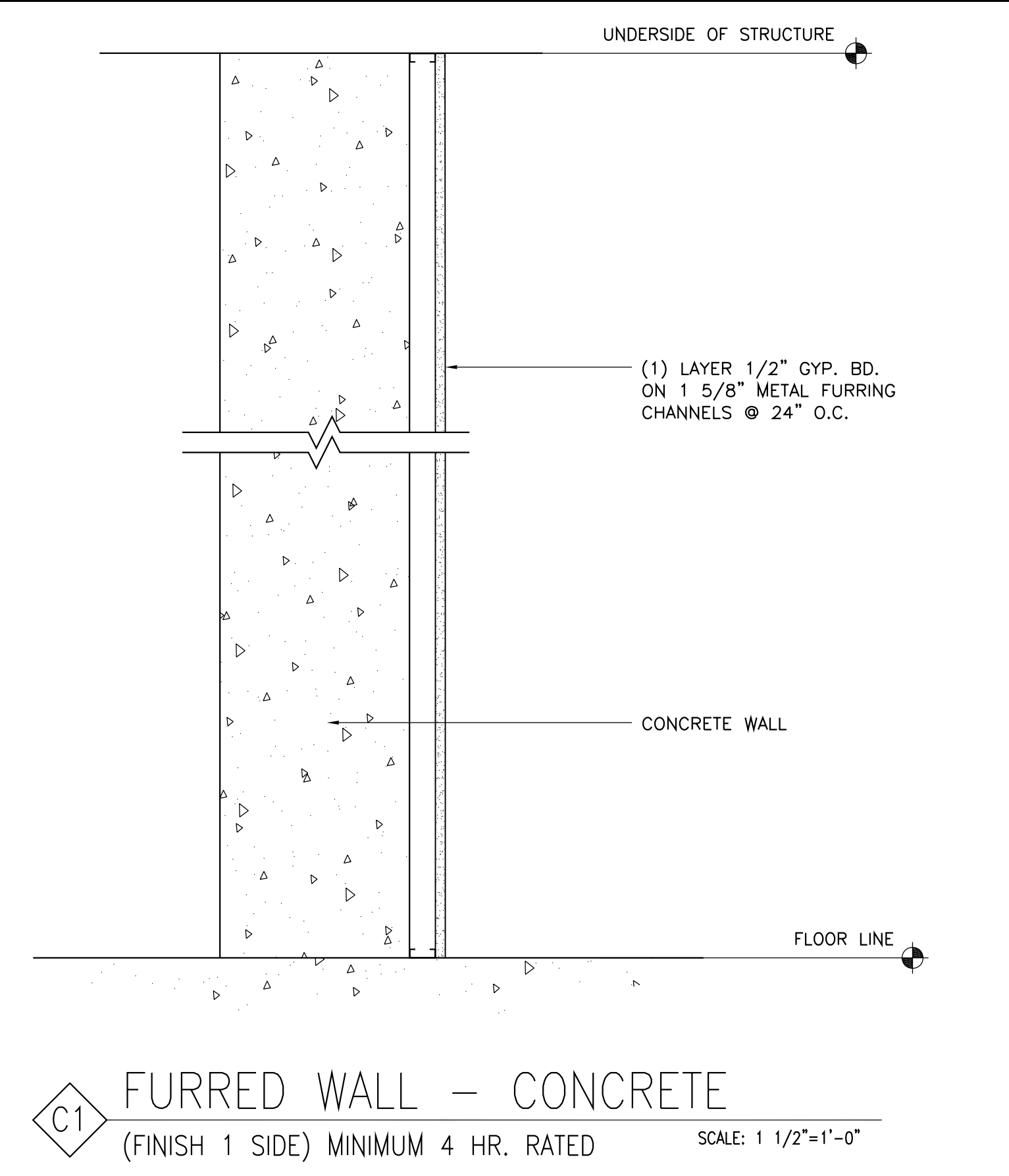
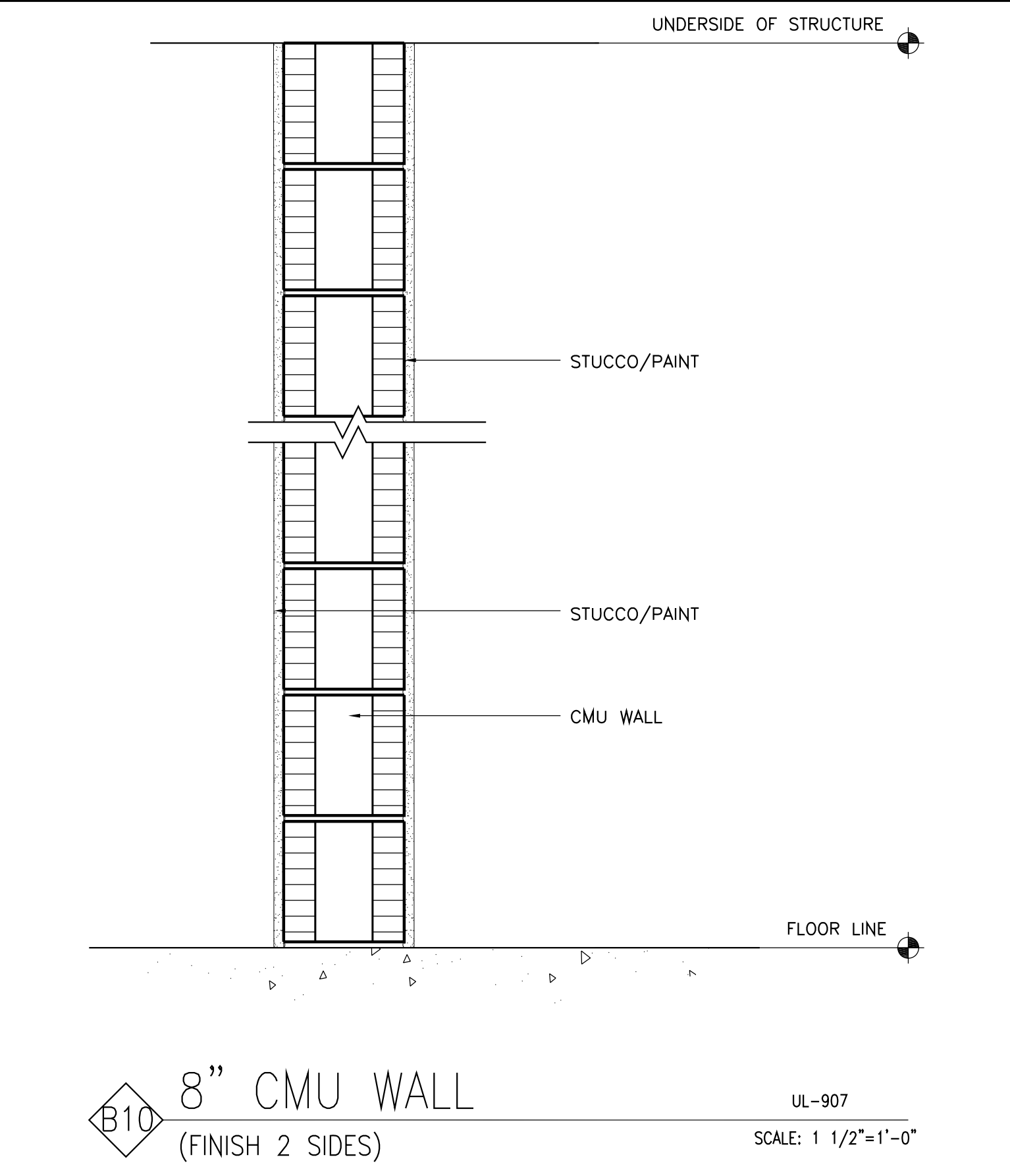
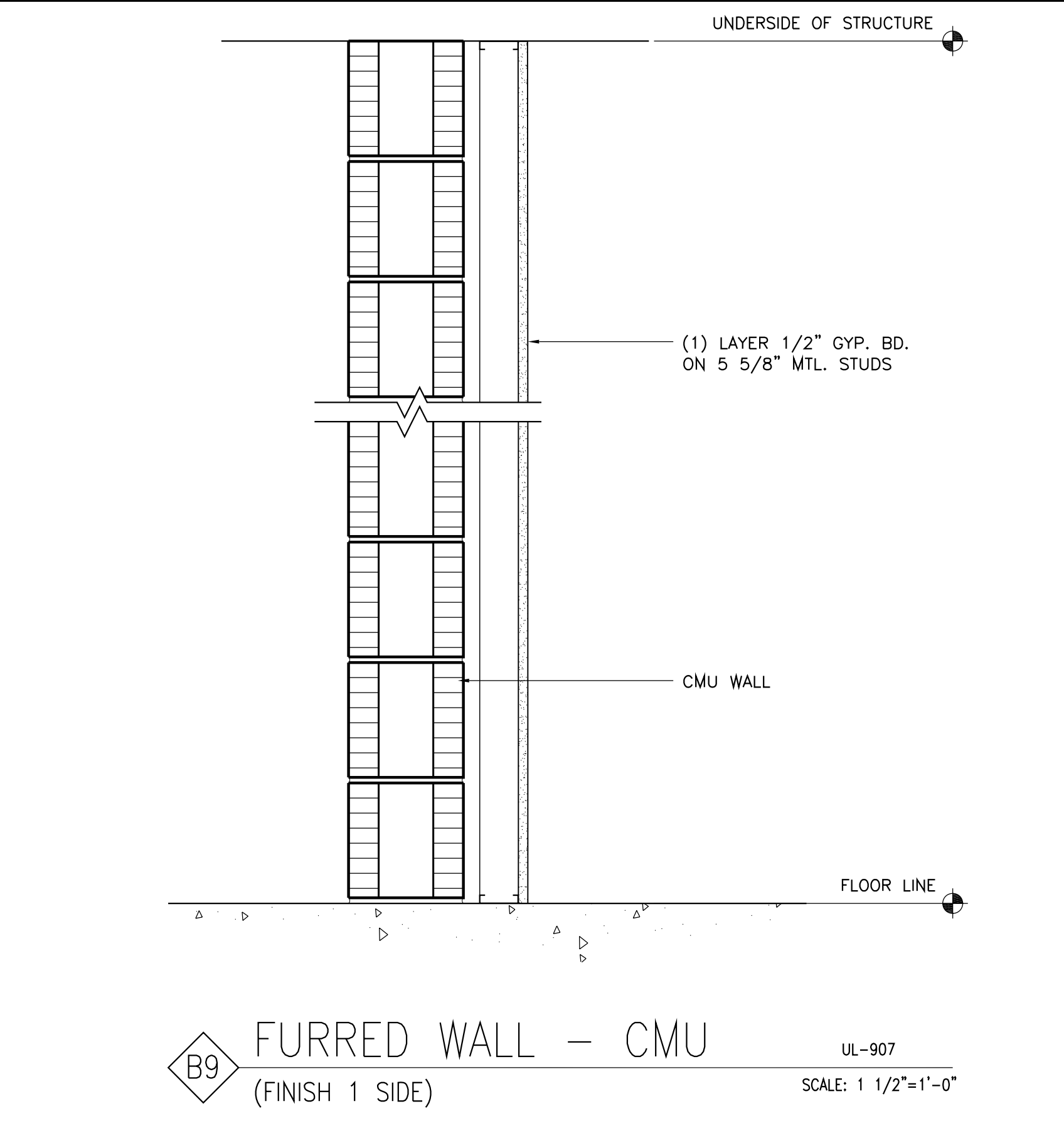
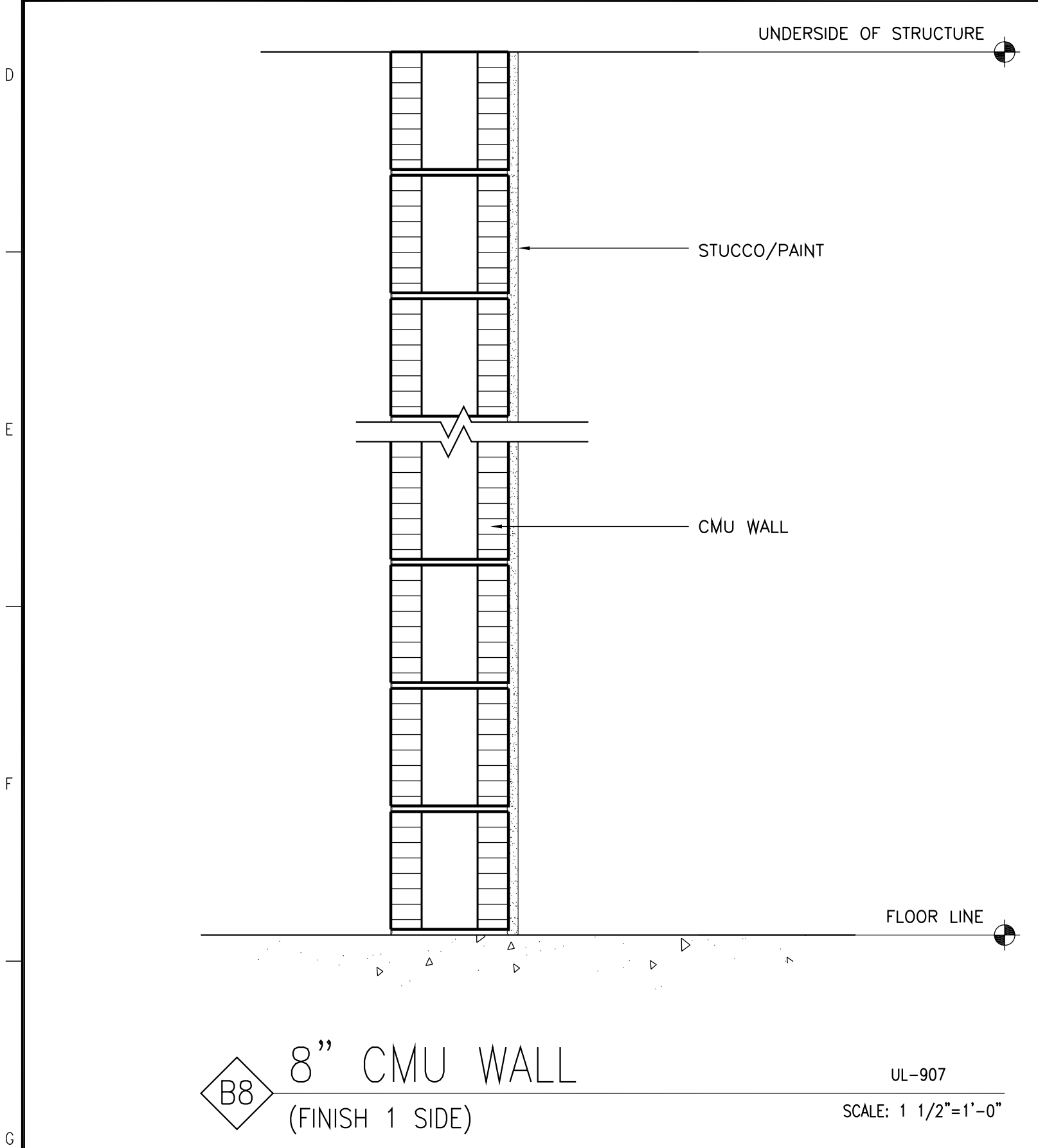
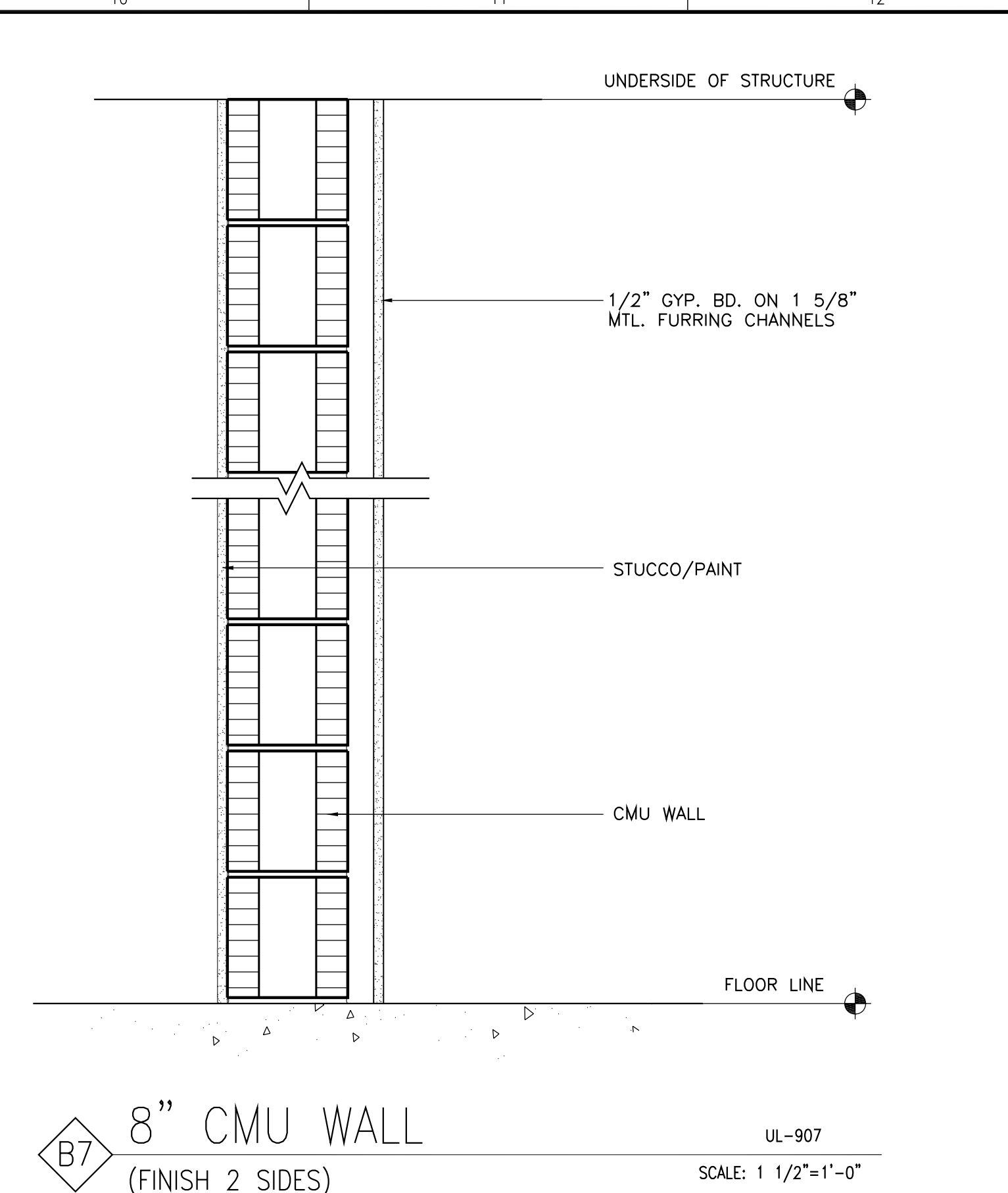
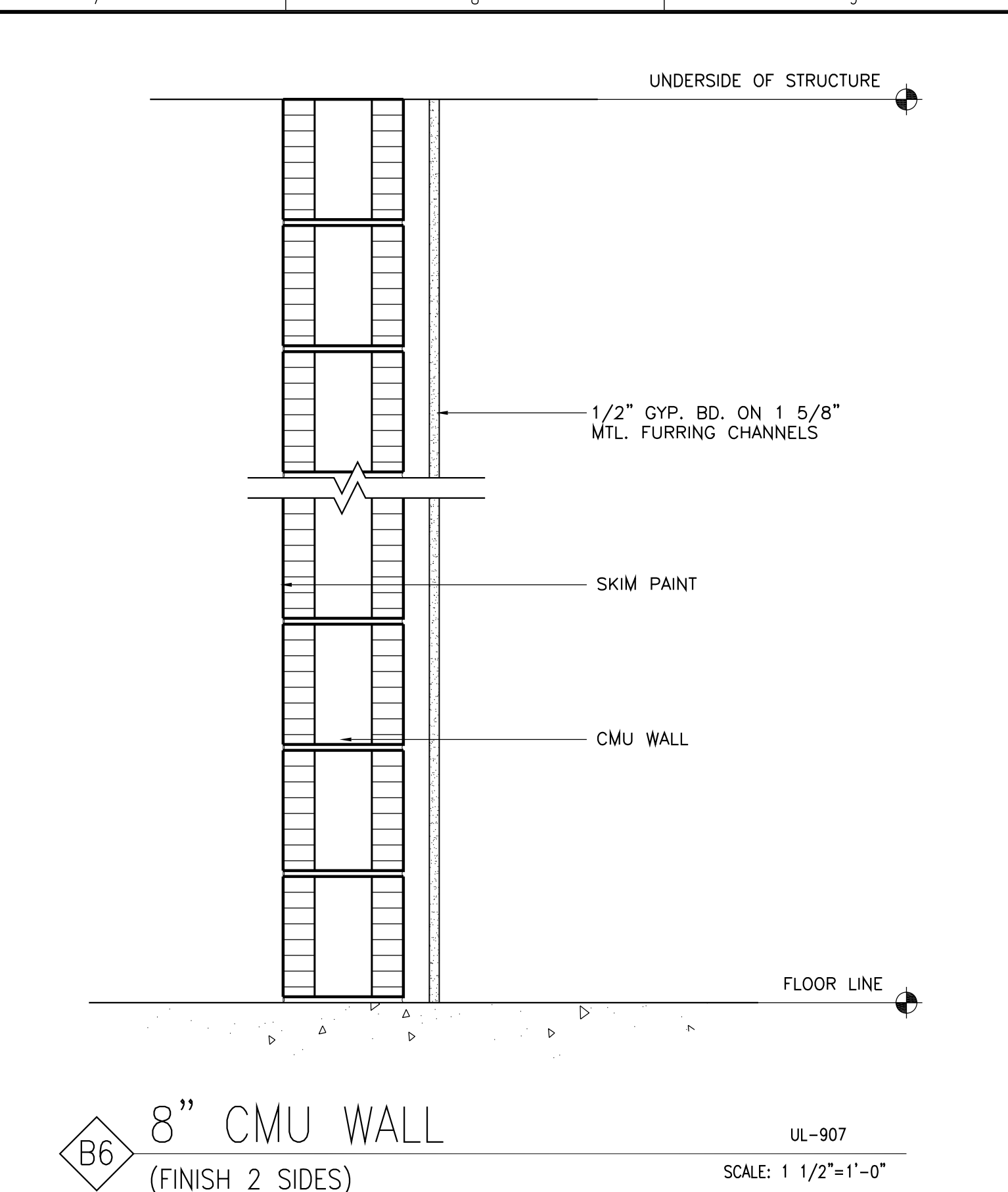
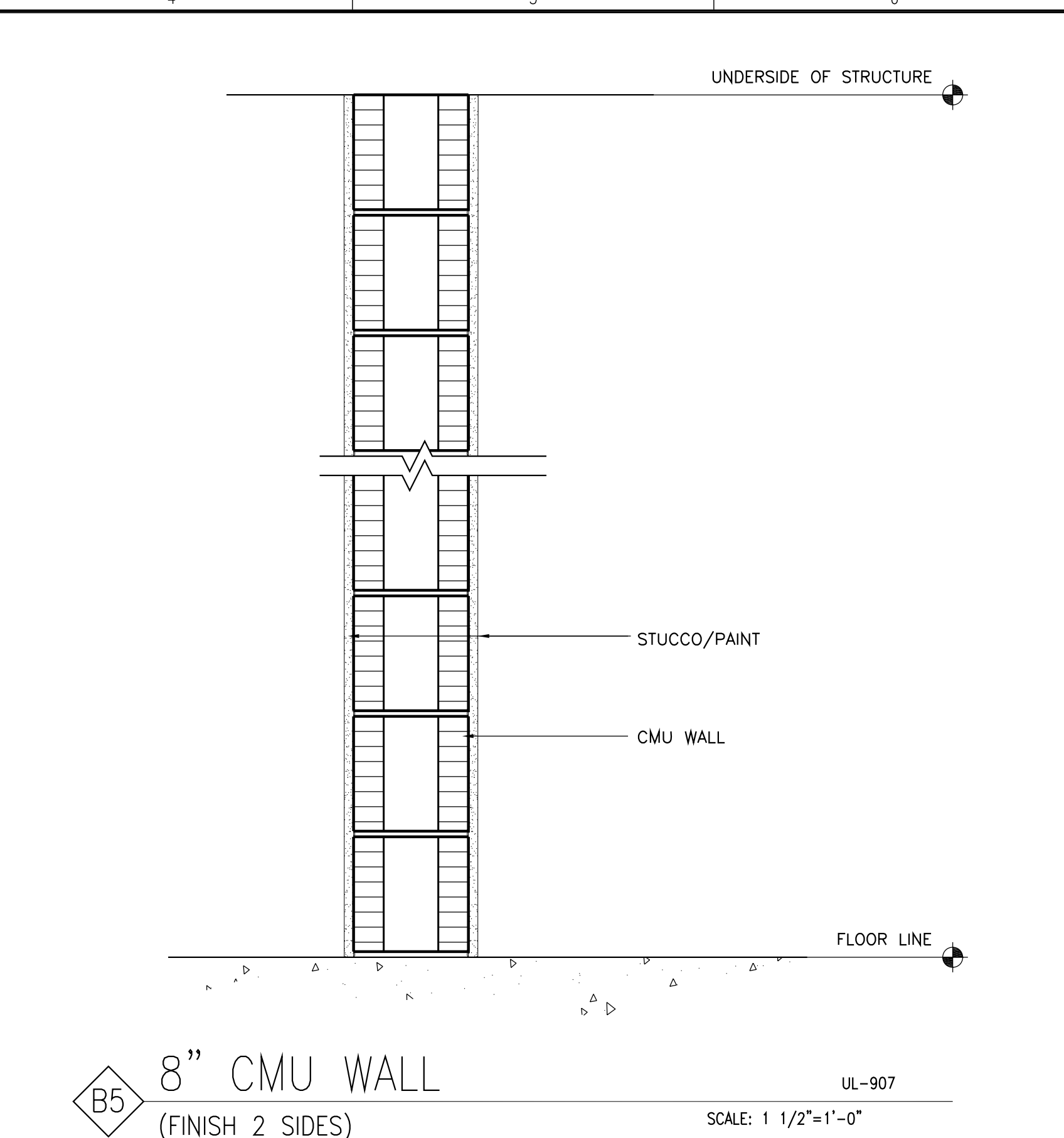
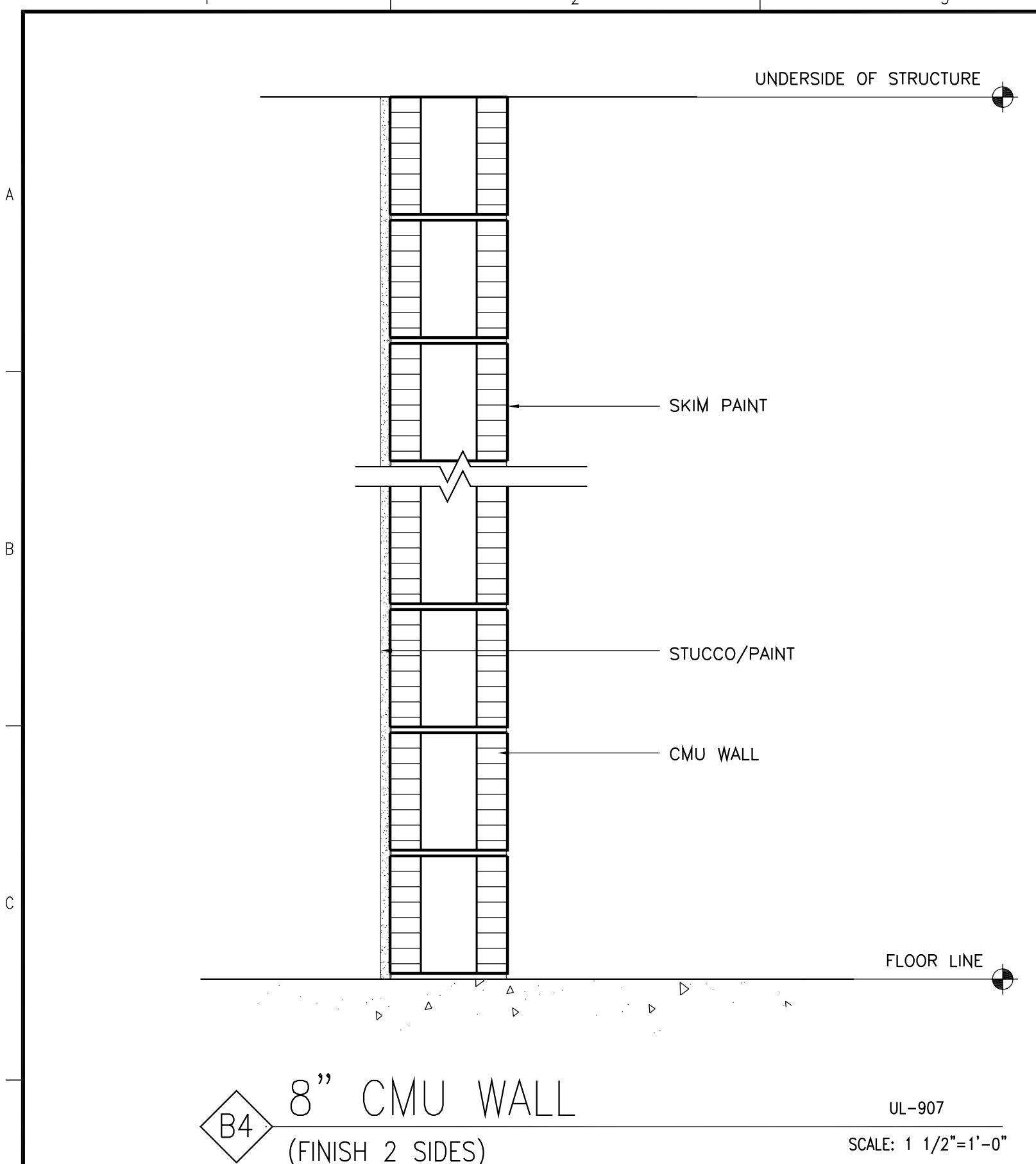
RECORD SET - ISSUED 03/02/2009
* Disclaimer: This Record Document has been prepared based on information provided by others. Adache Group Architects has not verified the accuracy or completeness of this information and shall not be responsible for any errors or omissions that may be incorporated herewith as a result.

SHEET TITLE:
PARTITION TYPES

ALL IDEAS, DESIGNS, ARRANGEMENTS, PLANS AND SPECIFICATIONS INDICATED OR REPRESENTED BY THIS DRAWING ARE OWNED BY, AND THE PROPERTY OF ADACHE GROUP ARCHITECTS, INC. AND WERE CREATED, EVOLVED AND DEVELOPED FOR USE ON, AND IN CONNECTION WITH, THE SPECIFIED PROJECT. NONE OF THESE IDEAS, PLANS, ARRANGEMENTS, AND SPECIFICATIONS SHALL BE USED BY OR DISCLOSED TO ANY PERSON, CORPORATION OR FIRM FOR ANY PURPOSE WHATSOEVER WITHOUT THE WRITTEN PERMISSION OF ADACHE GROUP ARCHITECTS, INC. VISUAL CONTACT WITH THESE PLANS OR SPECIFICATIONS SHALL CONSTITUTE CONCLUSIVE EVIDENCE OF ACCEPTANCE OF THESE RESTRICTIONS. ALL RIGHTS RESERVED. © 2006

DATE: 10/4/06
SCALE: 1 1/2" = 1'-0"
DRAWN BY: CE
CHECKED BY: CE
JOB NO.: 45.05A

SHEET NO.:
A.6.2.01



PROJECT DESIGN TEAM:
ARCHITECTS
 ADACHE GROUP ARCHITECTS, INC.
 550 SOUTH FEDERAL HIGHWAY
 FT. LAUDERDALE, FLORIDA 33301
 PH:(954) 525-1333 FAX:(954) 728-8159
 E-MAIL: info@adache.com
BLOODGOOD SHARP BUSTER
 3816 WEST LINEBAUGH AVENUE, SUITE 212
 TAMPA, FLORIDA 33624
 PH:(813) 285-4808 FAX:(813) 285-4809
 E-MAIL: sbarker@sbobdesign.com
CIVIL ENGINEER
 FLORIDA DESIGN CONSULTANTS
 3030 STARKEY BOULEVARD
 NEW PORT RICHEY, FLORIDA 34655
 PH:(727) 849-7588 FAX:(727) 848-3648
 E-MAIL: emax@fldesign.com
M.E.P. ENGINEER
 WADSWORTH-ONEAL ENGINEERING
 6416 COMMERCE PARK DRIVE
 FORT MYERS, FLORIDA 33912
 PH:(239) 454-5611 FAX:(239) 454-6401
 E-MAIL: don@wadsworth-eng.com
STRUCTURAL ENGINEER
 O.E. OLSEN & ASSOCIATES
 3342 TYRONE BOULEVARD NORTH
 ST. PETERSBURG, FLORIDA 33710
 PH:(727) 345-0397 FAX:(727) 343-3207
 E-MAIL: dwoelf@oeeo-eng.com
LANDSCAPE ARCHITECT
 P.H.L. GRAHAM COMPANY, P.A.
 436 SECOND STREET NORTH
 ST. PETERSBURG, FLORIDA 33701
 PH:(727) 821-5225 FAX:(727) 826-1626
 E-MAIL: thos@pgh.com

OWNER:
 JMC COMMUNITIES
 2201 FOURTH STREET NORTH, SUITE 200
 ST. PETERSBURG, FLORIDA 33704
 PH:(727) 823-0022 FAX:(727) 821-2007
 © JMC COMMUNITIES, INC. 2005

PROJECT:
RESIDENCES AT SANDPEARL
 14 UNIT CONDOMINIUM
 470 MANDALAY AVENUE
 CLEARWATER BEACH, FLORIDA 33756

SEAL:
ISSUED FOR: PERMIT
DATE: 4/5/06

REVISIONS:

No.	DATE	REMARKS

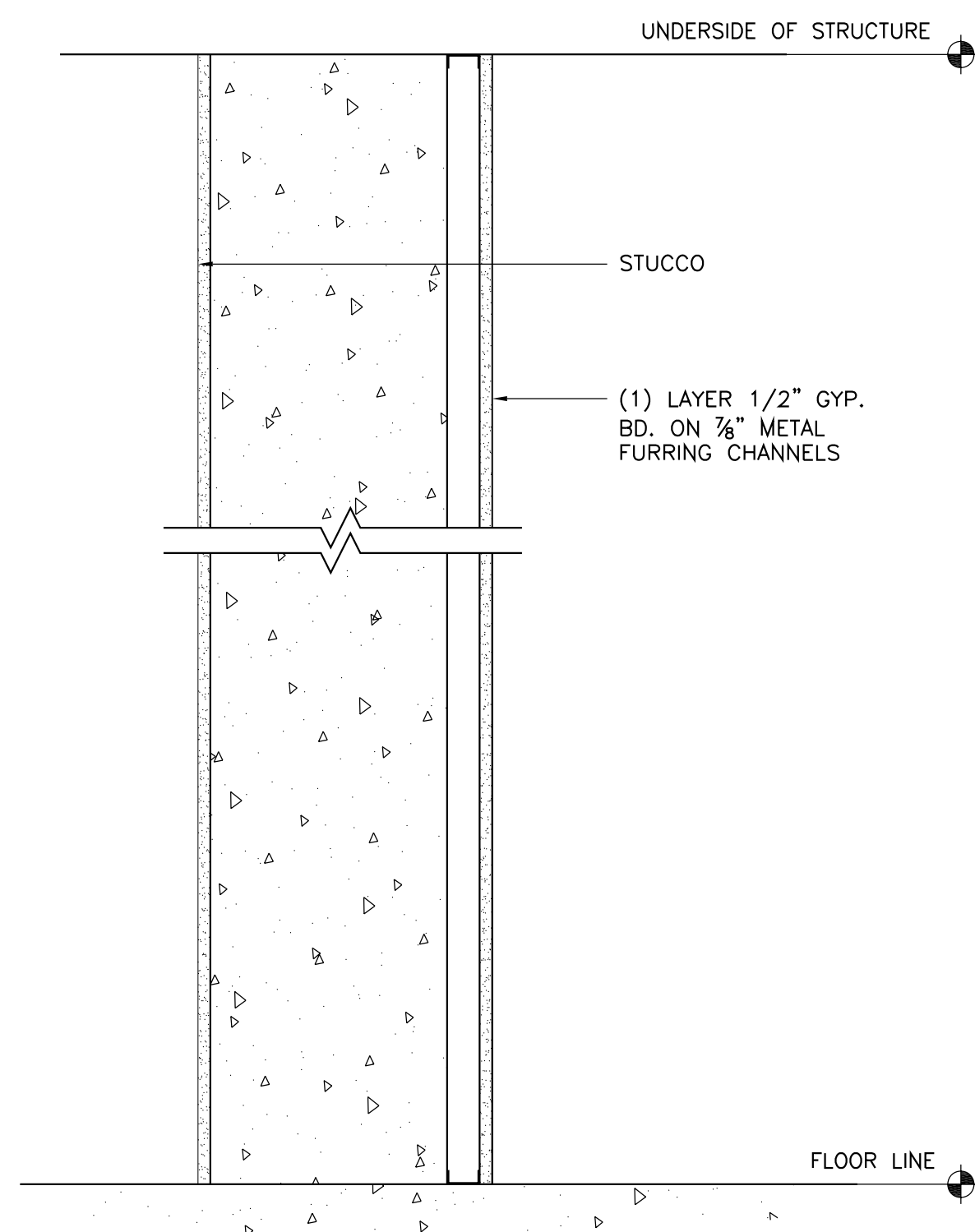
RECORD SET - ISSUED 03/02/2009
 * Disclaimer: This Record Document has been prepared based on information provided by others. Adache Group Architects has not verified the accuracy or completeness of this information and shall not be responsible for any errors or omissions that may be incorporated herewith as a result.

SHEET TITLE:
 PARTITION TYPES

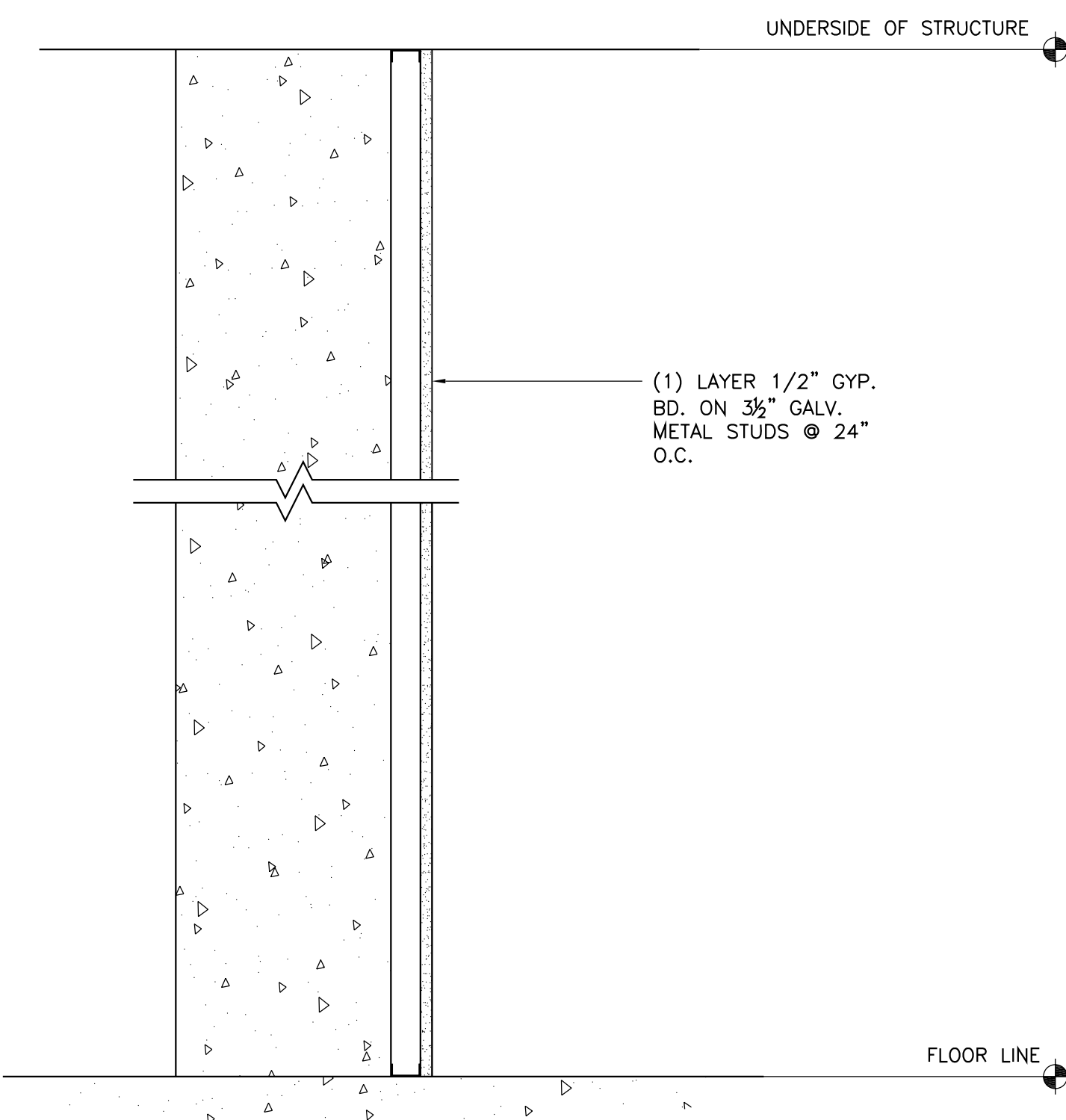
ALL IDEAS, DESIGNS, ARRANGEMENTS, PLANS AND SPECIFICATIONS INDICATED OR REPRESENTED BY THIS DRAWING ARE OWNED BY, AND THE PROPERTY OF ADACHE GROUP ARCHITECTS, INC. AND WERE CREATED, EVOLVED AND DEVELOPED FOR USE ON, AND IN CONNECTION WITH, THE SPECIFIED PROJECT. NONE OF THESE IDEAS, PLANS, ARRANGEMENTS, AND SPECIFICATIONS SHALL BE USED BY OR DISCLOSED TO ANY PERSON, CORPORATION OR FIRM FOR ANY PURPOSE WHATSOEVER WITHOUT THE WRITTEN PERMISSION OF ADACHE GROUP ARCHITECTS, INC. VISUAL CONTACT WITH THESE PLANS OR SPECIFICATIONS SHALL CONSTITUTE CONCLUSIVE EVIDENCE OF ACCEPTANCE OF THESE RESTRICTIONS. ALL RIGHTS RESERVED. © 2006

DATE: 10/4/06
SCALE: 1 1/2" = 1'-0"
DRAWN BY: CE
CHECKED BY: CE
JOB NO.: 45.05A

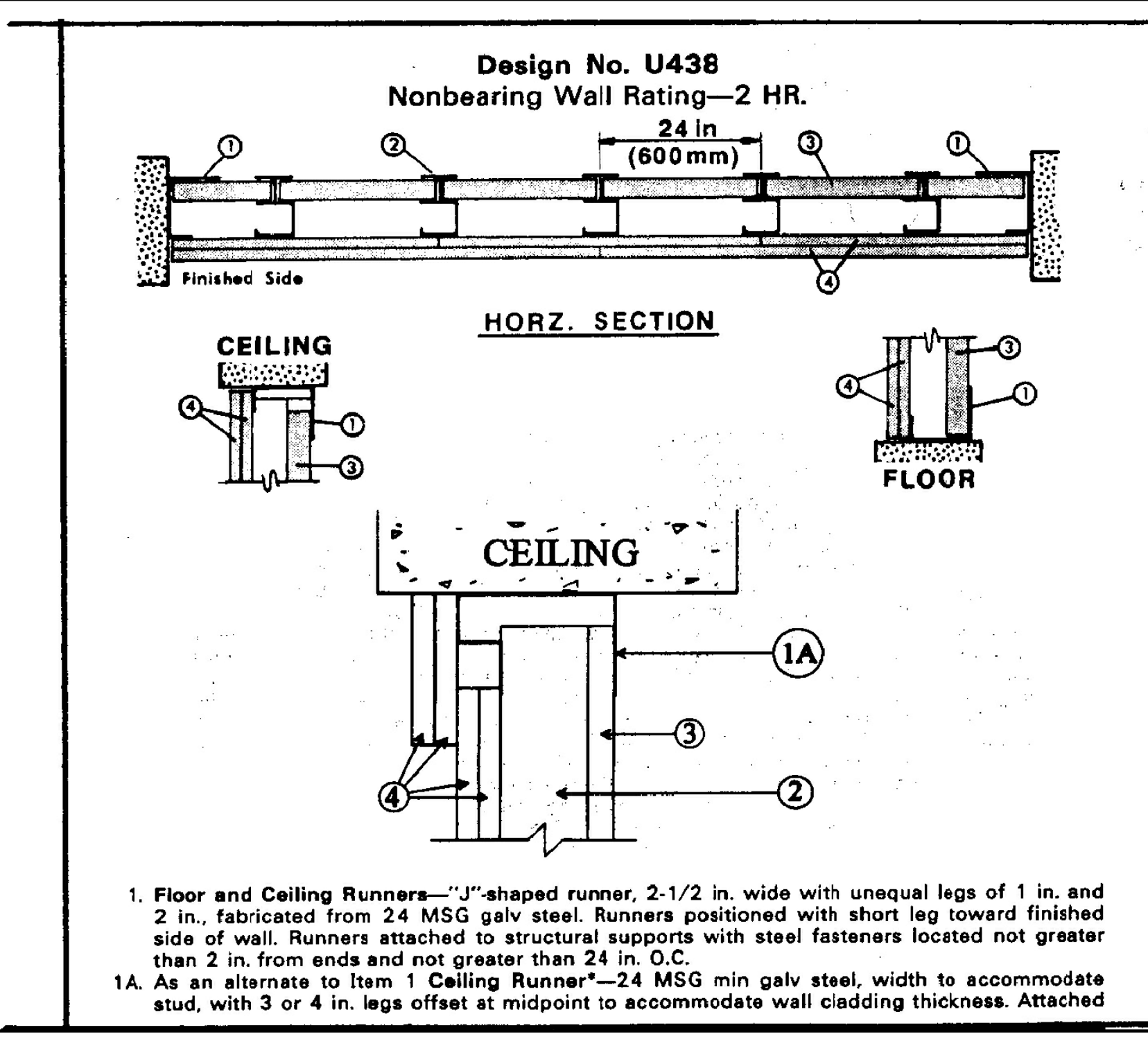
SHEET NO.:
A.6.2.02



C6 FURRED WALL - CONCRETE
 (FINISH 2 SIDES) MINIMUM 4 HR. RATED SCALE: 1 1/2"=1'-0"



C7 FURRED WALL - CONCRETE
 (FINISH 2 SIDES) MINIMUM 4 HR. RATED SCALE: 1 1/2"=1'-0"



Design No. U438
Nonbearing Wall Rating-2 HR.

to ceiling with fasteners spaced 24 in. O.C. The wall cladding shall overlap wallboard 1-1/4 in. min.

Fire Trak Corp.

2. **Steel Studs**—"C"-shaped studs, 2-1/2 in. wide by 1-1/2 in. deep, fabricated from 25 MSG galv steel. Cut to lengths 3/8 to 1/2 in. less than floor-to-ceiling height and spaced 24 in. or 600 mm O.C.

2A. **Steel Studs**—(Not shown)—"E"-shaped studs installed in place of "C"-shaped studs (Item 2) around fire rated openings. Fabricated from 25 MSG galv steel, 2-1/2 in. wide, with one leg 1 in. long and two legs 3/4 in. long. Shorter legs 1 in. apart to engage gypsum liner panels. Cut to lengths 3/8 in. less than floor to ceiling height. Sill and lintel of opening formed with "J"-shaped runners (Item 1) secured to "E"-shaped studs with angle clips and steel screws.

3. **Wallboard, Gypsum**—1 in. thick gypsum wallboard liner panels, supplied in nom 24 in. or 600 mm (for metric spacing) widths. Panels cut 1 in. less in length than floor-to-ceiling height. Vertical edges inserted in "H"-shaped section of "C"-shaped studs. Free edge of end panels at head steel screws spaced not greater than 12 in. O.C.

Canadian Gypsum Co.—Type SLX.
United States Gypsum Co.—Type SLX.

4. **Wallboard, Gypsum**—1/2 in. thick, 4 ft. or 1200 mm (for metric spacing) wide wallboard applied vertically in two layers. Inner or base layer attached to studs with 1 in. long Type S self-drilling, self-tapping bugle head steel screws spaced 24 in. OC along the edges and in the field of the boards. Outer or face layer attached to studs and "J"-runners with 1-5/8 in. long Type S self-drilling, self-tapping bugle head steel screws spaced 12 in. OC along the edges and in the field of the boards, staggered from screws in inner layer. Joints between inner and outer layers staggered.

Outer layer joints covered with paper tape and joint compound. Exposed screw heads covered with joint compound.

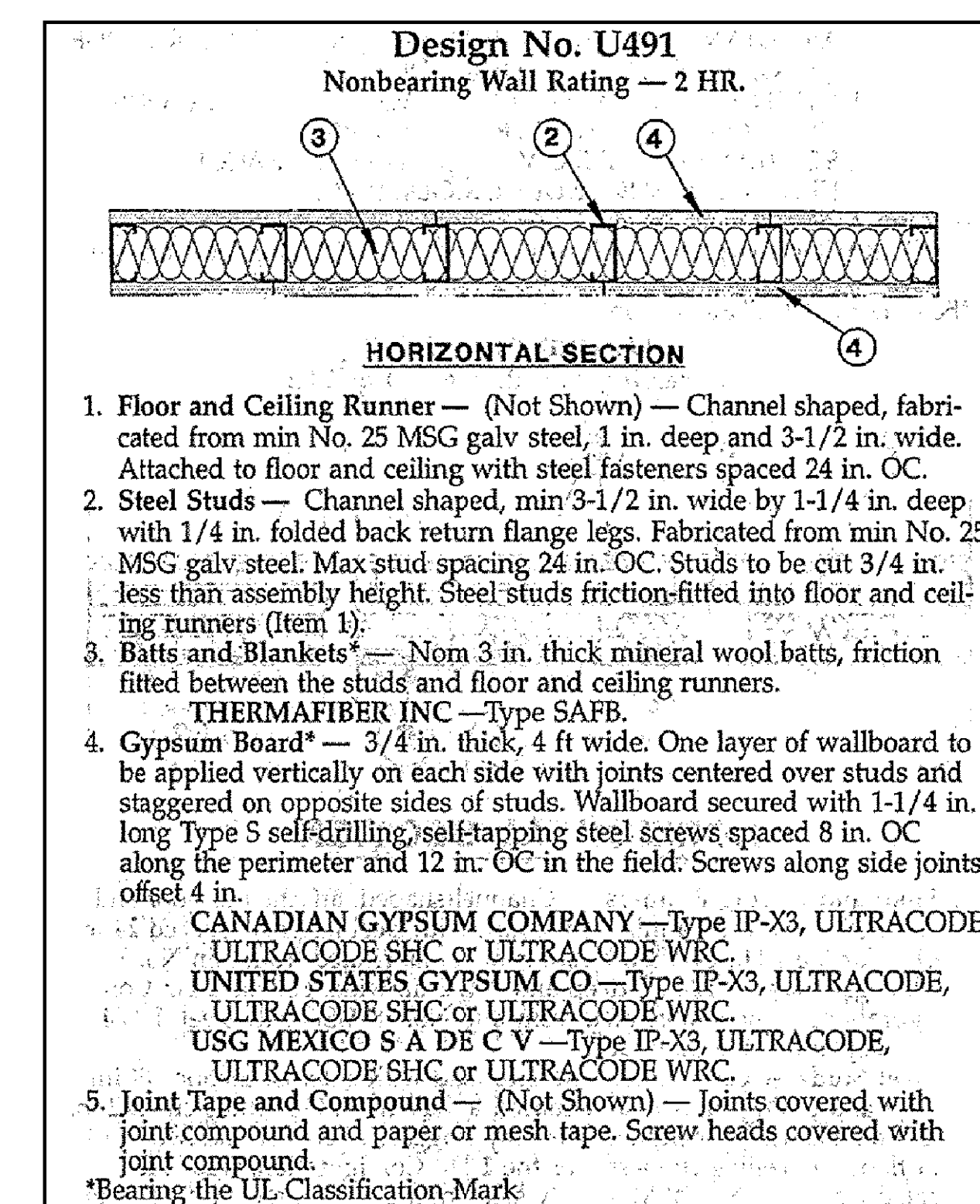
As an alternate method, inner wallboard layer applied vertically, outer wallboard layer applied horizontally. Inner layer attached to studs with 1 in. Type S steel screws spaced 24 in. OC along vertical edges and in the field. Outer layer attached to studs and "J"-runners with 1-5/8 in. long Type S self-drilling, self-tapping bugle head steel screws spaced 12 in. OC in the field, along the vertical edges and to the floor and ceiling runners. Outer layer secured to inner layer wallboard with 1-1/2 in. long Type G steel screws located midway between studs and 1 in. from the horizontal joint.

Boral Gypsum Inc.—Type BG-C.
Canadian Gypsum Co., Ltd.—Type C.
Colex Corp.—Type FRP.
Continental Gypsum Company—Type CG-C.
Domtar Gypsum—Type 5.
Eagle-Gypsum Products—Type EG-C.
Georgia-Pacific Corp., Gypsum Div.—Type GPFS-C.
Pabco Gypsum Co.—Types PG-C.
Republic Gypsum Co.—Type RG-C.
Standard Gypsum Corp.—Type SG-C.
Temple-Inland Forest Products Corp.—Type TP-5.
United States Gypsum Co.—Type C.

4A. **Wallboard Gypsum**—(As an alternate to Item 4)—5/8 in. thick, 4 ft wide. Attached to furring channels and steel studs as described in Item 5.

5. **Batts and Blankets**—(Optional)—(Not shown)—Mineral wool or glass fiber batts partially or completely filling stud cavity. Any mineral wool or glass fiber batt material bearing the UL Classification Marking as to Fire Resistance.

*Bearing the UL Classification Marking



Design No. U491
Nonbearing Wall Rating-2 HR.

1. **Floor and Ceiling Runner**—(Not Shown)—Channel shaped, fabricated from min No. 25 MSG galv steel, 1 in. deep and 3-1/2 in. wide. Attached to floor and ceiling with steel fasteners spaced 24 in. OC.

2. **Steel Studs**—Channel shaped, min 3-1/2 in. wide by 1-1/4 in. deep with 1/4 in. folded back return flange legs. Fabricated from min No. 25 MSG galv steel. Max stud spacing 24 in. OC. Studs to be cut 3/4 in. less than assembly height. Steel studs friction-fitted into floor and ceiling runners (Item 1).

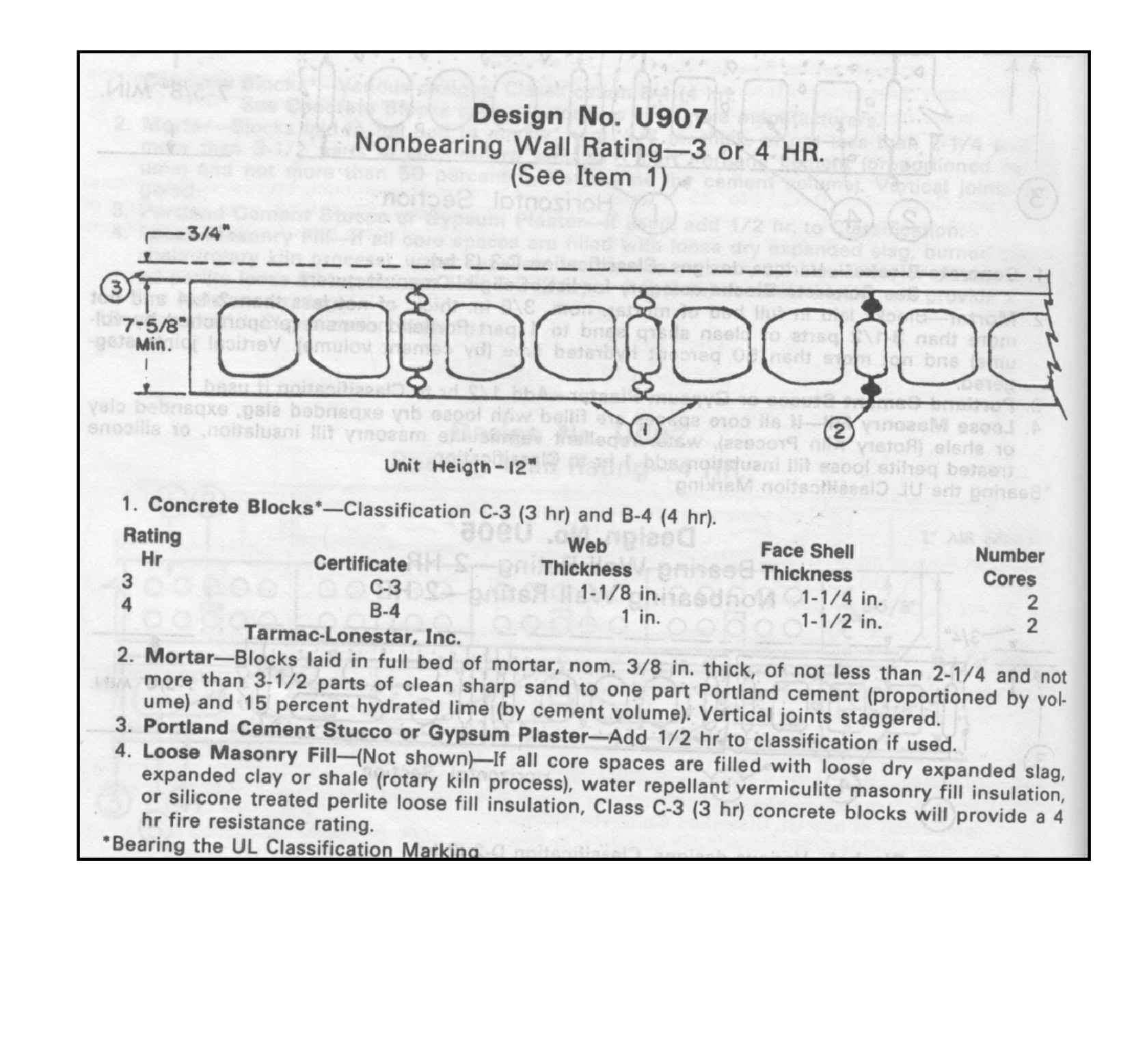
3. **Batts and Blankets**—Nom 3 in. thick mineral wool batts, friction fitted between the studs and floor and ceiling runners.
THERMAFIBER INC —Type SAFB.

4. **Gypsum Board**—3/4 in. thick, 4 ft wide. One layer of wallboard to be applied vertically on each side with joints centered over studs and staggered on opposite sides of studs. Wallboard secured with 1-1/4 in. long Type S self-drilling, self-tapping steel screws spaced 8 in. OC along the perimeter and 12 in. OC in the field. Screws along side joints offset 4 in.

CANADIAN GYPSUM COMPANY —Type IP-X3, ULTRACODE, ULTRACODE SHC or ULTRACODE WRC.
UNITED STATES GYPSUM CO —Type IP-X3, ULTRACODE, ULTRACODE SHC or ULTRACODE WRC.
USG MEXICO S A DE C V —Type IP-X3, ULTRACODE, ULTRACODE SHC or ULTRACODE WRC.

5. **Joint Tape and Compound**—(Not Shown)—Joints covered with joint compound and paper or mesh tape. Screw heads covered with joint compound.

*Bearing the UL Classification Mark



Design No. U907
Nonbearing Wall Rating-3 or 4 HR.
 (See Item 1)

1. **Concrete Blocks**—Classification C-3 (3 hr) and B-4 (4 hr).

Rating	Certificate	Web Thickness	Face Shell Thickness	Number Cores
3	C-3	1-1/8 in.	1-1/4 in.	2
4	B-4	1 in.	1-1/2 in.	2

Tarmac-Lonestar, Inc.

2. **Mortar**—Blocks laid in full bed of mortar, nom. 3/8 in. thick, of not less than 2-1/4 and not more than 3-1/2 parts of clean sharp sand to one part Portland cement (proportioned by volume) and 15 percent hydrated lime (by cement volume). Vertical joints staggered.

3. **Portland Cement Stucco or Gypsum Plaster**—Add 1/2 hr to classification if used.

4. **Loose Masonry Fill**—(Not shown)—If all core spaces are filled with loose dry expanded slag, expanded clay or shale (rotary kiln process), water repellent vermiculite masonry fill insulation, or silicone treated perlite loose fill insulation, Class C-3 (3 hr) concrete blocks will provide a 4 hr fire resistance rating.

*Bearing the UL Classification Marking

PARTITION GENERAL NOTES

- Apply gypsum board panels parallel to studs. Position all edges over studs for parallel application. Use maximum practical lengths to minimize end joints. Stagger joints on opposite sides of partition, a minimum of 1/16", 3/8" maximum gap at floor conditions.
- Electric boxes to be offset in all sound rated partitions at a minimum of 24" o.c. Provide one stud (minimum) between offset boxes, install acoustic sealant around openings and fireproofing putty around junction boxes at fire-rated assemblies.
- The partition with the highest fire rating will run continuous through intersecting and perpendicular partitions.
- All voids between metal decking and top plate of rated partition to be packed tight with thermafiber blankets.
- Fiber blanket insulation to be Thermafiber SAFB's or approved equal.
- Stud gauge to be a minimum of 25 in accordance with ASTM requirements C 645.
- Height limit of studs to be in accordance with ANSI requirements and GYPSUM ASSOCIATION recommendations.
- In-wall blocking and backing shall be installed in all assemblies as required to maintain specified fire ratings; to comply with effective FAIR HOUSING ACT requirements; and to comply with all effective FL STATE CODE & ALL ACCESSIBILITY CODE requirements.
- See wall sections on dwg. A-7.1-A7.2 For exterior wall finishes and details.
- Sound control for all residential units to meet all H.U.D. requirements.

PROJECT DESIGN TEAM:

ARCHITECTS
 ADACHE GROUP ARCHITECTS, INC.
 550 SOUTH FEDERAL HIGHWAY
 FT. LAUDERDALE, FLORIDA 33301
 PH:(954) 525-1333 FAX:(954) 726-9159
 E-MAIL: info@adache.com

BLOODGOOD SHARP BUSTER
 3816 WEST LINEAUGH AVENUE, SUITE 212
 TAMPA, FLORIDA 33624
 PH:(813) 285-4028 FAX:(813) 285-4809
 E-MAIL: sbarker@bsbdesign.com

CIVIL ENGINEER
 FLORIDA DESIGN CONSULTANTS
 3030 STARKES BOULEVARD
 NEW PORT RICHEY, FLORIDA 34655
 PH:(727) 849-7558 FAX:(727) 846-3648
 E-MAIL: emax201@fldesign.com

M.E.P. ENGINEER
 WADSWORTH-ONEAL ENGINEERING
 5416 COMMERCE PARK DRIVE
 FORT MYERS, FLORIDA 33912
 PH:(239) 454-5511 FAX:(239) 454-6401
 E-MAIL: don@wadsworth-eng.com

STRUCTURAL ENGINEER
 O.E. OLSEN & ASSOCIATES
 3342 TYNONE BOULEVARD NORTH
 ST. PETERSBURG, FLORIDA 33710
 PH:(727) 345-9397 FAX:(727) 343-3207
 E-MAIL: doel@oeo-eng.com

LANDSCAPE ARCHITECT
 PHIL GRAHAM COMPANY, P.A.
 418 SECOND STREET NORTH
 ST. PETERSBURG, FLORIDA 33701
 PH:(727) 821-5225 FAX:(727) 826-1626
 E-MAIL: floor@pgc.com

OWNER:

JMC COMMUNITIES
 2201 FOURTH STREET NORTH, SUITE 200
 ST. PETERSBURG, FLORIDA 33704
 PH:(727) 823-0022 FAX:(727) 821-2007

© JMC COMMUNITIES, INC. 2005

PROJECT:

RESIDENCES AT SANDPEARL
14 UNIT CONDOMINIUM
 470 MANDALAY AVENUE
 CLEARWATER BEACH, FLORIDA 33756

SEAL:

ISSUED FOR: PERMIT

DATE: 4/5/06

REVISIONS:

No.	DATE	REMARKS

RECORD SET - ISSUED 03/02/2009

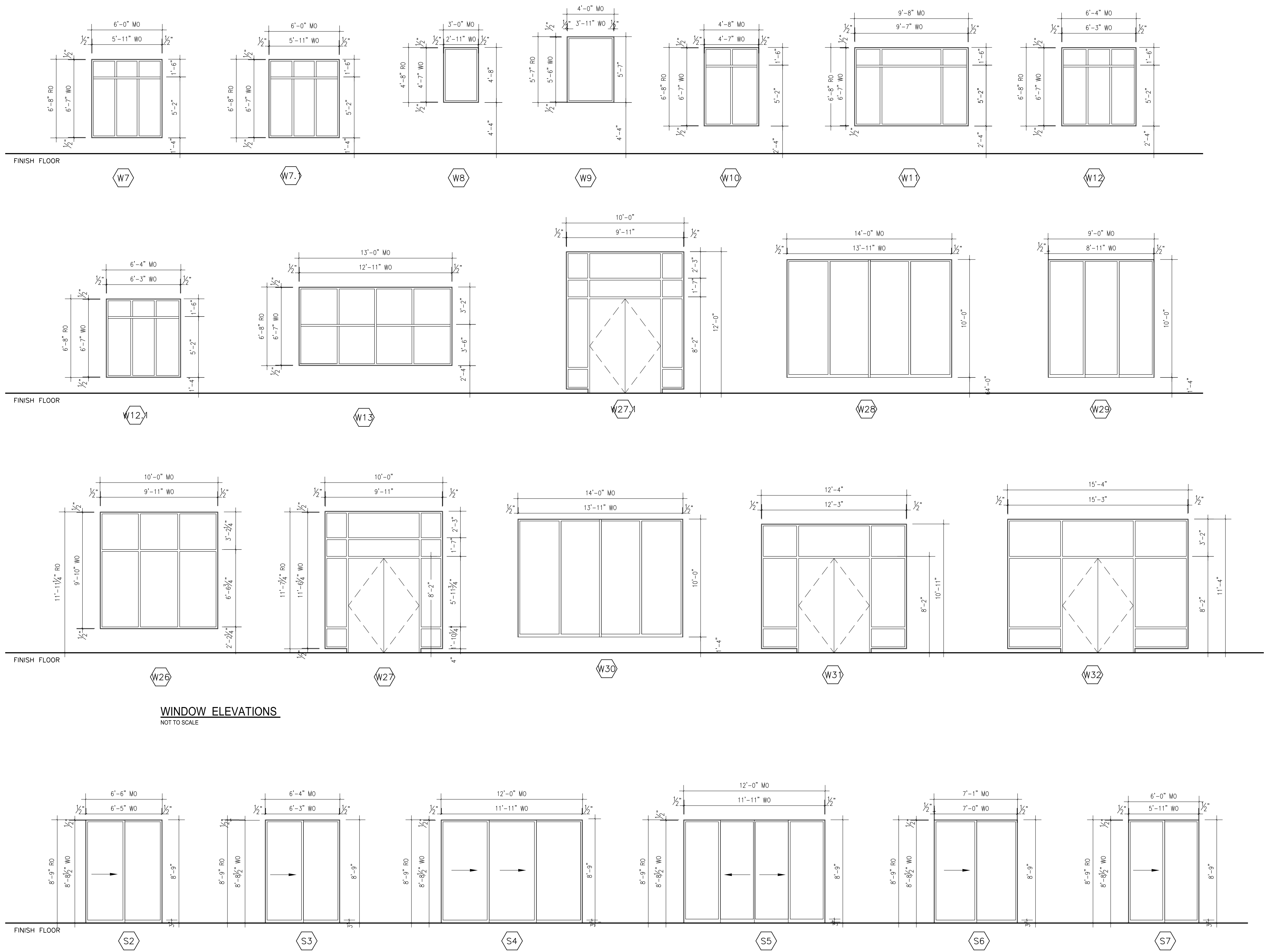
* Disclaimer: This Record Document has been prepared based on information provided by others. Adache Group Architects has not verified the accuracy or completeness of this information and shall not be responsible for any errors or omissions that may be incorporated herein as a result.

SHEET TITLE:
PARTITION TYPES

ALL IDEAS, DESIGNS, ARRANGEMENTS, PLANS AND SPECIFICATIONS INDICATED OR REPRESENTED BY THIS DRAWING ARE OWNED BY, AND THE PROPERTY OF ADACHE GROUP ARCHITECTS, INC. AND WERE CREATED, EVOLVED AND DEVELOPED FOR USE ON, AND IN CONNECTION WITH, THE SPECIFIED PROJECT. NONE OF THESE IDEAS, PLANS, ARRANGEMENTS, AND SPECIFICATIONS SHALL BE USED BY OR DISCLOSED TO ANY PERSON, CORPORATION OR FIRM FOR ANY PURPOSE WHATSOEVER WITHOUT THE WRITTEN PERMISSION OF ADACHE GROUP ARCHITECTS, INC. VISUAL CONTACT WITH THESE PLANS OR SPECIFICATIONS SHALL CONSTITUTE CONCLUSIVE EVIDENCE OF ACCEPTANCE OF THESE RESTRICTIONS. ALL RIGHTS RESERVED. © 2006

DATE: 10/4/06
SCALE: 1 1/2" = 1'-0"
DRAWN BY: CE
CHECKED BY: CE
JOB NO.: 45.05A

SHEET NO.:
A.6.2.03



WINDOW ELEVATIONS
NOT TO SCALE

SLIDING DOOR ELEVATIONS
NOT TO SCALE

WINDOW SCHEDULE

MARK #	FRAME		OPER.	GLAZING	DETAIL	REMARKS
	MATL.	FIN.				
W26	ALUM	KYNAR	FIXED	G1	-	
W27	ALUM	KYNAR	FIXED	G1	-	
W27-1	ALUM	KYNAR	FIXED	G1	-	
W28	ALUM	KYNAR	FIXED	G1	-	
W29	ALUM	KYNAR	FIXED	G1	-	
W30	ALUM	KYNAR	FIXED/OPER.	G1	-	
W31	ALUM	KYNAR	FIXED/OPER.	G1	-	
W32	ALUM	KYNAR	FIXED/OPER.	G1	-	
W7	ALUM	KYNAR	FIXED/OPER.	G1	-	
W7-1	ALUM	KYNAR	FIXED/OPER.	G1	-	
W8	ALUM	KYNAR	FIXED/OPER.	G1	-	
W9	ALUM	KYNAR	FIXED	G1	-	
W10	ALUM	KYNAR	FIXED/OPER.	G1	-	
W11	ALUM	KYNAR	FIXED/OPER.	G1	-	
W12	ALUM	KYNAR	FIXED/OPER.	G1	-	
W12-1	ALUM	KYNAR	FIXED/OPER.	G1	-	
W13	ALUM	KYNAR	FIXED	G1	-	
S2	ALUM	KYNAR	OPERABLE	G1	-	
S3	ALUM	KYNAR	OPERABLE	G1	-	
S4	ALUM	KYNAR	OPERABLE	G1	-	
S5	ALUM	KYNAR	OPERABLE	G1	-	SEE GENERAL NOTE FOR GLAZING TYPE
S6	ALUM	KYNAR	OPERABLE	G1	-	
S7	ALUM	KYNAR	OPERABLE	G1	-	

GLAZING KEY

MARK #	TYPE	THICKNESS	REMARKS
G1	TNT	1"	LARGE MISSILE IMPACT RESISTANT, THERMAL
G2	TNT	1/4"	SMALL MISSILE IMPACT RESISTANT, THERMAL
G3	TNT	1/4"	NON IMPACT RESISTANT, THERMAL
G4	TNT	1/4"	TEMPERED
G5	TNT	1/4"	FLOAT

- GENERAL NOTES:**
- 1) ALL GLAZING TO BE LARGE MISSILE IMPACT RESISTANT TO 30'-0" HIGH.
 - 2) ALL GLAZING TO BE SMALL MISSILE IMPACT RESISTANT FROM 30'-0" TO 60'-0" HIGH.
 - 3) ALUMINUM/GLASS SAFEGUARD IN BALCONY RAIL TO BE CLEAR, TEMPERED.

PROJECT DESIGN TEAM:

ARCHITECTS
ADACHE GROUP ARCHITECTS, INC.
550 SOUTH FEDERAL HIGHWAY
FT. LAUDERDALE, FLORIDA 33301
PH: (954) 526-1333 FAX: (954) 726-8159
E-MAIL: info@adache.com

BLOODGOOD SHARP BUSTER
3818 WEST LINEBAUGH AVENUE, SUITE 212
TAMPA, FLORIDA 33604
PH: (813) 265-4808 FAX: (813) 285-4809
E-MAIL: sbarker@bbsdesign.com

CIVIL ENGINEER
FLORIDA DESIGN CONSULTANTS
3030 STARKEY BOULEVARD
NEW PORT RICHEY, FLORIDA 34655
PH: (727) 849-7588 FAX: (727) 848-3648
E-MAIL: emazur@fdesign.com

M.E.P. ENGINEER
WADSWORTH-ONEAL ENGINEERING
6816 COMMERCIAL PARK DRIVE
FORT MYERS, FLORIDA 33912
PH: (239) 454-5511 FAX: (239) 454-5401
E-MAIL: don@wadsworth-eng.com

STRUCTURAL ENGINEER
O.E. OLSEN & ASSOCIATES
3342 TYRONE BOULEVARD NORTH
ST. PETERSBURG, FLORIDA 33710
PH: (727) 345-0397 FAX: (727) 343-3207
E-MAIL: dwoit@oeeo-eng.com

LANDSCAPE ARCHITECT
PHIL GRAHAM COMPANY, P.A.
438 SECOND STREET NORTH
ST. PETERSBURG, FLORIDA 33701
PH: (727) 821-5225 FAX: (727) 826-1626
E-MAIL: tooph@pgca.com

OWNER:

JMC COMMUNITIES
2201 FOURTH STREET NORTH, SUITE 200
ST. PETERSBURG, FLORIDA 33704
PH: (727) 823-0022 FAX: (727) 821-2007
© JMC COMMUNITIES, INC. 2005

PROJECT:

RESIDENCES AT SANDPEARL
14 UNIT CONDOMINIUM
470 MANDALAY AVENUE
CLEARWATER BEACH, FLORIDA 33756

SEAL:

ISSUED FOR: PERMIT
DATE: 4/5/06

REVISIONS:

No.	DATE	REMARKS
-	-	-

RECORD SET - ISSUED 03/02/2009

* Disclaimer: This Record Document has been prepared based on information provided by others. Adache Group Architects has not verified the accuracy or completeness of this information and shall not be responsible for any errors or omissions that may be incorporated herewith as a result.

SHEET TITLE:
WINDOW SCHEDULE TOWER II

ALL IDEAS, DESIGNS, ARRANGEMENTS, PLANS AND SPECIFICATIONS INDICATED OR REPRESENTED BY THIS DRAWING ARE OWNED BY, AND THE PROPERTY OF ADACHE GROUP ARCHITECTS, INC. AND WERE CREATED, EVOLVED AND DEVELOPED FOR USE ON, AND IN CONNECTION WITH, THE SPECIFIED PROJECT. NONE OF THESE IDEAS, PLANS, ARRANGEMENTS, AND SPECIFICATIONS SHALL BE USED BY OR DISCLOSED TO ANY PERSON, CORPORATION OR FIRM FOR ANY PURPOSE WHATSOEVER WITHOUT THE WRITTEN PERMISSION OF ADACHE GROUP ARCHITECTS, INC. VISUAL CONTACT WITH THESE PLANS OR SPECIFICATIONS SHALL CONSTITUTE CONCLUSIVE EVIDENCE OF ACCEPTANCE OF THESE RESTRICTIONS. ALL RIGHTS RESERVED. © 2006

DATE: 10/4/06
SCALE: NOT TO SCALE
DRAWN BY: CE
CHECKED BY: CE
JOB NO.: 45.05A

SHEET NO.:
A.6.4.01

WL 5081
2 Hour Fire Rated Through Penetration Firestop for Insulated Metal Pipe through Gypsum Walls using TREMstop IA.
 F-Rating = 2 Hr.
 T-Rating = 1/2 Hr.
 3735 Green Rd.
 Beachwood, OH, 44122
 Drawing not to scale

- 1 Pre-Rated Gypsum Wallboard/Stud Wall Assembly
- 2 Metallic Pipe - A) Steel Pipe - Nom. 4" diam. (or smaller) Sch. 10 (or heavier) steel pipe. B) Iron Pipe - Nom. 4" diam. (or smaller) cast or ductile iron pipe. C) Copper Tubing - Nom. 4" diam. (or smaller) Type L (or heavier) copper tubing. D) Copper Pipe - Nom. 4" diam. (or smaller) Regular (or heavier) copper pipe. E) Conduit - Nom. 4" diam. (or smaller) EMT or steel conduit.
- 3 Pipe Covering - Nom. 3/4" thick (or less) AB/PVC flexible foam insulation. The annular space shall be min. 0" to max. 3/8".
- 4 Packing Material (optional) - Foam backer rod firmly placed into opening as a permanent form.
- 5 TREMstop IA - Min. 1" thickness of sealant applied within annulus flush with both sides of wall assembly. At point contact a min. 5/8" bead of sealant shall be installed at the wallboard/insulation interface. A 5/8" crown of sealant shall be formed around the penetrating item.

4 PENETRATION FIRESTOP DETAIL SCALE: N.T.S.

WL 5083
2 Hour Fire Rated Through Penetration Firestop for Insulated Metal Pipe through Gypsum Walls using TREMstop IA.
 F-Rating = 2 Hr.
 T-Rating = 2 Hr.
 3735 Green Rd.
 Beachwood, OH, 44122
 Drawing not to scale

- 1 Pre-Rated Gypsum Wallboard/Stud Wall Assembly
- 2 Metallic Pipe - A) Steel Pipe - Nom. 8" diam. (or smaller) Sch. 10 (or heavier) steel pipe. B) Iron Pipe - Nom. 8" diam. (or smaller) cast or ductile iron pipe.
- 3 Pipe Covering - Nom. 3" thick (or less) cellular glass insulation. The annular space shall be min. 0" to max. 1/2".
- 4 Packing Material (optional) - Foam backer rod firmly packed into opening as a permanent form.
- 5 TREMstop IA - Min. 1" thickness of sealant applied within the annulus, flush with both surfaces of wall assembly. At point contact a min. 5/8" bead of sealant shall be installed at wallboard/insulation interface. A 5/8" thick crown of sealant shall be formed around the penetrating item.
- 6 Metal Jacket - Min. 10" wide aluminum jacket tightly wrapped around pipe insulation, secured with hose clamp. Jacket to be abutting surface of sealant on both sides of wall.

3 PENETRATION FIRESTOP DETAIL SCALE: N.T.S.

WL 2129
1 or 2 Hour Fire Rated Through Penetration Firestop for Single Plastic Pipe through Gypsum Walls using TREMstop IA.
 F-Rating = 1 and 2 Hr.
 T-Rating = 2 Hr.
 3735 Green Rd.
 Beachwood, OH, 44122
 Drawing not to scale

- 1 Pre-Rated Gypsum Wallboard/Stud Wall Assembly
- 2 Plastic Pipe - Nom 2" diam. (or smaller) CPVC pipe for use in closed piping systems.
- 3 TREMstop IA - Min. 1/2" thickness of sealant applied within opening. Additional sealant to be installed such that a min. 1/4" crown is formed around the penetrating item.

The annular space shall be min. 1/4" to max. 1-3/8" within the firestop system.

2 PENETRATION FIRESTOP DETAIL SCALE: N.T.S.

WL 1158
1 or 2 Hour Fire Rated Through Penetration Firestop for Single Metallic Pipe through Gypsum Walls using TREMstop IA.
 F-Rating = 1 and 2 Hr.
 T-Rating = 1/4 Hr.
 3735 Green Rd.
 Beachwood, OH, 44122
 Drawing not to scale

- 1 Pre-Rated Gypsum Wallboard/Stud Wall Assembly
- 2 Metallic Pipe - A) Steel Pipe - 12" diam. (or smaller) Sch. 10 (or heavier) steel pipe. B) Iron Pipe - 12" diam. (or smaller) cast or ductile iron pipe. C) Copper Tubing - 4" diam. (or smaller) Type L (or heavier) copper tubing. D) Copper Pipe - 4" diam. (or smaller) Regular (or heavier) copper pipe. The annular space shall be min. 0" to max. 1" within the firestop system.
- 3 TREMstop IA - Min. 1/2" thickness of sealant applied within opening. Min. 1/4" cant bead of sealant to be applied at point contact.

5 PENETRATION FIRESTOP DETAIL SCALE: N.T.S.

System No. W-L-7039
 January 31, 2003
F Rating — 1 and 2 Hr (See Item 1)
T Rating — 0 Hr

SECTION A-A

1. Wall Assembly — The 1 or 2 hr fire-rated gypsum board/stud wall assembly shall be constructed of the materials and in the manner specified in the individual U300 or U400 Series Wall and Partition Designs in the UL Fire Resistance Directory and shall include the following construction features:
 - A. Studs — Wall framing may consist of either wood studs or steel channel studs. Wood studs to consist of nom 2 by 4 in. lumber spaced 16 in. OC. Steel studs to be min 2-1/2 in. wide and spaced max 24 in. OC.
 - B. Gypsum Board* — One or two layers of nom 1/2 or 5/8 in. thick gypsum board as specified in the individual Wall and Partition Design. Max diam of opening is 5 in. Max area of rectangular opening is 81 sq. in. with max dimension of 9 in.
 The hourly F Rating of the firestop system is equal to the hourly fire rating of the wall assembly in which it is installed.
2. Steel Vent Duct — Nom 4 in. diam (or smaller), or nom 8 in. by 8 in. (or smaller), No. 26 gauge (or heavier) galv steel duct. One duct to be installed within the firestop system. The annular space shall be as specified in the Table below. Duct to be rigidly supported on both sides of wall assembly.

Type of Duct	Max Duct Size	Annular Space
Round	4 in. diam	Min 0 (point contact) to max 1/2 in.
Rectangular	8 by 8 in.	Nom 1/4 in.
3. Firestop System — The firestop system shall consist of the following:
 - A. Packing Material — (Optional) — Foam backer rod firmly packed into the opening as a permanent form. Packing material to be recessed from both surfaces of wall as required to accommodate the required thickness of fill material.
 - B. Fill, Void or Cavity Material* — (Caulk) — Min 1/2 in. thickness of fill material applied within the annulus, flush with both surfaces of wall. For round ducts, additional fill material to be installed such that a min 3/8 in. crown is formed around the penetrating item and lapping 1/2 in. beyond the periphery of the opening.
 TREMCO INC — TREMstop Intumescent Acrylic
 *Bearing the UL Classification Mark

1 PENETRATION FIRESTOP DETAIL SCALE: N.T.S.

REPRODUCED COURTESY OF UNDERWRITERS LABORATORIES, INC.® (UL/CUL)

PROJECT DESIGN TEAM:
ARCHITECTS
 ADACHE GROUP ARCHITECTS, INC.
 550 SOUTH FEDERAL HIGHWAY
 FT. LAUDERDALE, FLORIDA 33301
 PH:(954) 525-8133 FAX:(954) 728-8159
 E-MAIL: info@adache.com

BLOODGOOD SHARP BUSTER
 3816 WEST LINEBAUGH AVENUE, SUITE 212
 TAMPA, FLORIDA 33624
 PH:(813) 205-4808 FAX:(813) 285-4809
 E-MAIL: sbarker@bbsdesign.com

CIVIL ENGINEER
 FLORIDA DESIGN CONSULTANTS
 3030 STARKEY BOULEVARD
 NEW PORT RICHEY, FLORIDA 33801
 PH:(727) 849-7588 FAX:(727) 848-9648
 E-MAIL: emaxzur@fdcsign.com

M.E.P. ENGINEER
 WADSWORTH-ONEAL ENGINEERING
 8416 COMMERCIAL PARK DRIVE
 FORT MYERS, FLORIDA 33912
 PH:(239) 454-5511 FAX:(239) 454-5401
 E-MAIL: dco@wadswortheng.com

STRUCTURAL ENGINEER
 O.E. OLSEN & ASSOCIATES
 3342 TYRONE BOULEVARD NORTH
 ST. PETERSBURG, FLORIDA 33704
 PH:(727) 345-9397 FAX:(727) 343-3207
 E-MAIL: dwo@oeo-eng.com

LANDSCAPE ARCHITECT
 PHIL GRAHAM COMPANY, P.A.
 418 SECOND STREET NORTH
 ST. PETERSBURG, FLORIDA 33701
 PH:(727) 823-5225 FAX:(727) 826-1626
 E-MAIL: ttoop@pgcpl.com

OWNER:
 JMC COMMUNITIES
 2201 FOURTH STREET NORTH, SUITE 200
 ST. PETERSBURG, FLORIDA 33704
 PH:(727) 823-0022 FAX:(727) 821-2007
 © JMC COMMUNITIES, INC. 2005

PROJECT:
RESIDENCES AT SANDPEARL
 14 UNIT CONDOMINIUM
 470 MANDALAY AVENUE
 CLEARWATER BEACH, FLORIDA 33756

SEAL:

ISSUED FOR: PERMIT
DATE: 4/5/06

REVISIONS:

No.	DATE	REMARKS

RECORD SET - ISSUED 03/02/2009
 *Disclaimer: This Record Document has been prepared based on information provided by others. Adache Group Architects has not verified the accuracy or completeness of this information and shall not be responsible for any errors or omissions that may be incorporated herein as a result.

SHEET TITLE:
FIRE PENETRATIONS DETAILS

ALL IDEAS, DESIGNS, ARRANGEMENTS, PLANS AND SPECIFICATIONS INDICATED OR REPRESENTED BY THIS DRAWING ARE OWNED BY, AND THE PROPERTY OF ADACHE GROUP ARCHITECTS, INC. AND WERE CREATED, EVOLVED AND DEVELOPED FOR USE ON, AND IN CONNECTION WITH, THE SPECIFIED PROJECT. NONE OF THESE IDEAS, PLANS, ARRANGEMENTS, AND SPECIFICATIONS SHALL BE USED BY OR DISCLOSED TO ANY PERSON, CORPORATION OR FIRM FOR ANY PURPOSE WHATSOEVER WITHOUT THE WRITTEN PERMISSION OF ADACHE GROUP ARCHITECTS, INC. VISUAL CONTACT WITH THESE PLANS OR SPECIFICATIONS SHALL CONSTITUTE CONCLUSIVE EVIDENCE OF ACCEPTANCE OF THESE RESTRICTIONS. ALL RIGHTS RESERVED. © 2006

DATE: 10/4/06
SCALE: 1/16" = 1'-0"
DRAWN BY: SP/CE
CHECKED BY: JB
JOB NO.: 45.05A

SHEET NO.:
A.7.1.02

CAJ 6007

2 and 3 Hour Fire Rated Through Penetration Firestop for Bus Ducts through Concrete Floors and Walls using FYRE-SIL or FYRE-SIL S/L and TREMstop WS.

3735 Green Rd. Beachwood, OH, 44122

F-Rating = 2 & 3 Hour
T-Rating = 0 & 1/2 Hour

Drawing not to scale

- Pre-Rated Concrete Floor or Wall Assembly = Min. 4-1/2" thickness
Max. Diameter of Opening = 330 sq. in. with a max. dimension of 30".
- Busway - Nom. 23" wide (or smaller) by 4.5" deep "T" shaped aluminum enclosure.
- Packing Material - Min. 4" thickness of mineral wool insulation (min. 4.0 pcf) installed into opening as a permanent form.
- TREMstop WS - Intumescent wrap strips are installed in several pieces to cover entire perimeter and center portion of the penetrating item in two layers.

NOTE: When TREMstop WS is not installed, F-Rating = 2 Hr. and T-Rating = 0 Hr.

- FYRE-SIL or FYRE-SIL S/L - Min. 1/2" thickness of sealant applied within opening, flush with top surface of floor or both surfaces of wall assembly.
- FYRE-SIL - Min. 1/4" sealant applied at the ends of the busway over the top of the wrap strips.

④ PENETRATION FIRESTOP DETAIL SCALE: N.T.S.

CAJ 1302

2 Hour Fire Rated Through Penetration Firestop for Single Metal Pipe through Concrete Floors or Walls using TREMstop IA.

3735 Green Rd. Beachwood, OH, 44122

F-Rating = 2 Hr.
T-Rating = 0 Hr.

Drawing not to scale

- Pre-Rated Concrete Floors or Block Walls = Min. 4-1/2" thickness.
- Metallic Pipe: A) Steel Pipe - 8" diam. (or smaller) Sch. 10 (or heavier) steel pipe.
B) Iron Pipe - 8" diam. (or smaller) cast or ductile iron pipe.
C) Conduit - 4" diam. (or smaller) EMT or steel conduit.
D) Copper Tubing - 4" diam. (or smaller) Type L (or heavier) copper tubing.
E) Copper Pipe - 4" diam. (or smaller) Regular (or heavier) copper pipe.
- Packing Material - See table below for mineral wool insulation (min. 4.0 pcf) requirements.
- TREMstop IA - See table below for minimum thickness of sealant. Apply sealant flush with top of floor surface or with both sides of the wall assembly.

Annular Space Range, in.	Min. Packing Material Thickness, in.	Min. Thickness of Sealant, in.	F-Rating Hr.
1/2 to 1-3/8	0	1	2
1-1/2 to 1-3/4	4	1/2	2

③ PENETRATION FIRESTOP DETAIL SCALE: N.T.S.

CAJ 1064

2 and 4 Hour Fire Rated Through Penetration Firestop for Single Metal Pipe through Concrete Floors or Walls using FYRE-SIL.

3735 Green Rd. Beachwood, OH, 44122

F-Rating = 2 and 4 Hr.
T-Rating = 0 Hr.

Drawing not to scale

- Pre-Rated Concrete Floors or Block Walls: See Table below for min. thickness.
- Metallic Pipe: A) Steel Pipe - 4" diam. (or smaller) Sch. 10 (or heavier) steel pipe.
B) Iron Pipe - 4" diam. (or smaller) cast or ductile iron pipe.
C) Conduit - 4" diam. (or smaller) EMT or steel conduit.
D) Copper Tubing - 4" diam. (or smaller) Type L (or heavier) copper tubing.
E) Copper Pipe - 4" diam. (or smaller) Regular (or heavier) copper pipe.
- Packing Material - See Table below for the mineral wool insulation requirements.
- FYRE-SIL - Min. 1/2" thickness of sealant applied within annulus, flush with top of floor surface or with both sides of the wall assembly.

Min. Thickness of Concrete, in.	Annular Space Range, in.	Min. Packing Material Thickness, in.	Min. Packing Material Density, pcf	F-Rating Hr.
4-1/2	1/2 to 2-7/8	3-1/2	6.0	2
5-1/2	0 to 1-7/8	5	4.0	2

② PENETRATION FIRESTOP DETAIL SCALE: N.T.S.

① PENETRATION FIRESTOP DETAIL SCALE: N.T.S.

Labels: CONCRETE FLOOR, MINERAL WOOL PACKING MATERIAL, METAL PIPE, OPTIONAL 6" SCH.40 STEEL PIPE.

WL 3131

1 or 2 Hour Fire Rated Through Penetration Firestop for Multiple Cables through Gypsum Walls using TREMstop IA.

3735 Green Rd. Beachwood, OH, 44122

F-Rating = 1 & 2 Hr.
T-Rating = 1/4 & 1/2 Hr.

Drawing not to scale

- Pre-Rated Gypsum Wallboard/Stud Wall Assembly.
Max. Diameter of Opening = 3-1/2".
- Cables - A) Max. four aluminum conductor No. 2/0 AWG (or smaller) aluminum metal clad cable. Max. one cable within firestop system. Annular space shall be min. 1/4" to max. 1".
B) Max. four aluminum conductor No. 2/0 AWG (or smaller) Type SER cable with PVC insulation. Max two cables bundled together within firestop system. Annular space shall be from min. 1/2" to max. 1-1/2".
- TREMstop IA - Nom. 1/2" thickness of sealant applied within the annulus, flush with both surfaces of wall.
T-Rating = 1/4 Hr. for F-Rating of 1 Hr.
T-Rating = 1/2 Hr. for F-Rating of 2 Hr.

⑧ PENETRATION FIRESTOP DETAIL SCALE: N.T.S.

CAJ 5120

2 Hour Fire Rated Through Penetration Firestop for Insulated Metal Pipe through Concrete Floors or Walls using TREMstop IA.

3735 Green Rd. Beachwood, OH, 44122

F-Rating = 2 Hour
T-Rating = 1-1/2 Hour

Drawing not to scale

- Pre-Rated Concrete Floor or Wall Assembly = Min. 4-1/2" thickness
- Metallic Pipe: A) Steel Pipe - 8" diam. (or smaller) Sch. 10 (or heavier) steel pipe.
B) Iron Pipe - 8" diam. (or smaller) cast or ductile iron.
- Pipe Covering - Nom. 3" thick Cellular Glass Insulation.
The annular space shall be min. 0" to max. 1-3/8" within the firestop system.
- Metal Jacket - Min. 10" wide aluminum jacket tightly wrapped around pipe insulation, secured with hose clamp. Jacket to be abutting surface of sealant on top surface of floor or both surfaces of wall.
- TREMstop IA - Min. 1" thickness of sealant applied within opening, flush with top surface of floor or both surfaces of wall assembly.
A min. 1/2" diam. cant bead of sealant shall be applied at the insulation/concrete interface at the point contact locations.

⑦ PENETRATION FIRESTOP DETAIL SCALE: N.T.S.

HWD 0016

1 or 2 Hour Fire Rated Joints for Concrete Floors and Gypsum Walls using TREMstop Acrylic.

3735 Green Rd. Beachwood, OH, 44122

Movement Capabilities = 25% Compression

Drawing not to scale

- A) Pre-Rated Concrete Floor: Min. 4-1/2" Thickness
B) Pre-Rated Gypsum Wallboard/Stud Wall Assembly
C) Steel Floor and Ceiling Runners - Min. 28 gauge galv. steel channels mechanically fastened to the lower surface of the floor assembly.
Max. Joint Width = 1".
- Packing Material - For 1 Hr F-Rating: Install Bond Breaker Tape prior to applying sealant.
For 2 Hr F-Rating: Install 2 layers of 7/8" diam. polyurethane backer rod.
- TREMstop Acrylic - Min. 1/2" thickness of sealant applied within opening, flush with both surfaces of the wall assembly.

⑥ PENETRATION FIRESTOP DETAIL SCALE: N.T.S.

⑤ PENETRATION FIRESTOP DETAIL SCALE: N.T.S.

Labels: CONC./MASONRY WALL, MINERAL WOOL, METAL PIPE, OPTIONAL 6" SCH.40 STEEL PIPE, 1/2" DEPTH 3M FIRE BARRIER 2000 SILICONE SEALANT (OR AN APPROVED EQUAL).

NOT USED

1. Wall Assembly — Min 4-1/2 in. (114 mm) thick reinforced lightweight or normal weight (100-150 pcf (1600-2400 kg/cu meter)) structural concrete. Wall may also be constructed of any UL Classified Concrete Block*

See Concrete Block (CAZT) category in the Fire Resistance Directory for names of manufacturers.

2. Floor Assembly — Min 4-1/2 in. (114 mm) thick reinforced lightweight or normal weight (100-150 pcf (1600-2400 kg/cu meter)) structural concrete.

3. Joint System — Max width of joint (at time of installation of joint system) is 1 in. (25 mm). The joint system is designed to accommodate a max 8 percent compression or extension from it's installed width. The joint system shall consist of the following:

- Packing Material — Nom 1-1/2 in. (38 mm) diam polyethylene backer rod compressed and firmly packed as a permanent form. Packing material to be recessed from top surface of floor to accommodate the required thickness of forming and fill materials.
- Forming Material* — Min 6 pcf (96 kg/cu meter) ceramic blanket insulation installed in joint as a permanent form. Section 6 in. wide folded in half and packed into joint with min 50 percent compression. Forming material shall be recessed from top surface of floor as required to accommodate the required thickness of fill material.
- Fill, Void or Cavity Material* — Min 1/4 in. (6 mm) thickness of fill material applied within the joint, flush with top surface of floor.

TREMCO INC — Pyre-Sil

*Bearing the UL Classification Mark

NOTE:
ALTERNATIVE 3M FIRE CAULKING AND FIREPROOFING BY CONTRACTOR OK WITH APPROVAL FROM ARCHITECT.

⑪ SLAB TO PRECAST PANEL FIRESTOP DETAIL

⑩ SLAB TO CURTAINWALL FIRESTOP DETAIL

2 Hour Fire Rated Joints in Concrete Floor/Glass Curtain Wall Perimeter Joints using TREMstop Acrylic-SP.

3735 Green Rd. Beachwood, OH, 44122

F-Rating = 2 Hr. T-Rating = 1/2 Hr.
Rated for +/- 15% movement

Drawing not to scale

- Pre-Rated Concrete Floors: Min. 4-1/2" Thickness
Max. Joint Width = 6".
- Pre-Rated Curtain Wall Assembly: A) Mounting Attachment (Not Shown) - Attachment of the curtain wall framing shall be in accordance with curtain wall manufacturer's instructions.
B) Aluminum Framing - Aluminum tubing mullions and transoms
C) Glass Panels - Min. 1/4" thick HS glass with a max width of 54" and a height of 66-1/2".
D) Impaling Pins - Min. 4-1/2", 12 GA steel pin to be used with insulation. Attached to a Nom. 2" by 2" galvanized sheet steel plate, a nom. 2" by 2" by 2" long angle, or directly attached to steel panel using a stud gun.
E) Curtain Wall Insulation - Mineral Wool Insulation fitted tightly between vertical framing members secured with clips, impaling pins, or friction fitted. Horizontal seams in insulation are to be min. 6" from top surface of joint treatment.
F) Framing Covers - Strips made of min. 1" thick by 4" wide, 8 pcf mineral wool batt insulation secured to members with impaling pins and clips spaced 12" o.c.
- Packing Material - Min. 4" thickness mineral wool insulation (min. 4.0 pcf) compressed 50% and firmly packed into opening as a permanent form.
- TREMstop Acrylic-SP - Min. 1/16" dry thickness of sealant applied within opening, extending a min. 1/2" onto floor and wall surfaces.

Omega Point Laboratories Design No. CEJ 204P SCALE: N.T.S.

⑨ PENETRATION FIRESTOP DETAIL

PROJECT DESIGN TEAM:

ARCHITECTS
ADACHE GROUP ARCHITECTS, INC.
550 SOUTH FEDERAL HIGHWAY
FT. LAUDERDALE, FLORIDA 33301
PH:(954) 525-1131 FAX:(954) 726-9159
E-MAIL: info@adache.com

BLOODGOOD SHARP BUSTER
3816 WEST LINEBAUGH AVENUE, SUITE 212
TAMPA, FLORIDA 33604
PH:(813) 285-6028 FAX:(813) 285-4809
E-MAIL: sbarker@bbsdesign.com

CIVIL ENGINEER
FLORIDA DESIGN CONSULTANTS
3030 STARKEY BOULEVARD
NEW PORT RICHEY, FLORIDA 34655
PH:(727) 849-7588 FAX:(727) 848-9648
E-MAIL: emaxcu@fdcsign.com

M.E.P. ENGINEER
WADSWORTH-ONEAL ENGINEERING
4016 COMMERCIAL PARK DRIVE
FORT MYERS, FLORIDA 33912
PH:(239) 454-5511 FAX:(239) 454-5401
E-MAIL: don@wadswortheng.com

STRUCTURAL ENGINEER
O.E. OLSEN & ASSOCIATES
3342 TYRONE BOULEVARD NORTH
ST. PETERSBURG, FLORIDA 33710
PH:(727) 345-6397 FAX:(727) 343-3207
E-MAIL: doel@oeo-eng.com

LANDSCAPE ARCHITECT
PHIL GRAHAM COMPANY, P.A.
416 SECOND STREET NORTH
ST. PETERSBURG, FLORIDA 33701
PH:(727) 521-5225 FAX:(727) 826-1626
E-MAIL: tboop@pgcfla.com

OWNER:
JMC COMMUNITIES
2201 FOURTH STREET NORTH, SUITE 200
ST. PETERSBURG, FLORIDA 33704
PH:(727) 823-0022 FAX:(727) 821-2007
E-MAIL: jmc@jmc.com

© JMC COMMUNITIES, INC. 2005

PROJECT:
RESIDENCES AT SANDPEARL
14 UNIT CONDOMINIUM
470 MANDALAY AVENUE
CLEARWATER BEACH, FLORIDA 33756

SEAL:

ISSUED FOR: PERMIT
DATE: 4/5/06

REVISIONS:

No.	DATE	REMARKS

RECORD SET - ISSUED 03/02/2009

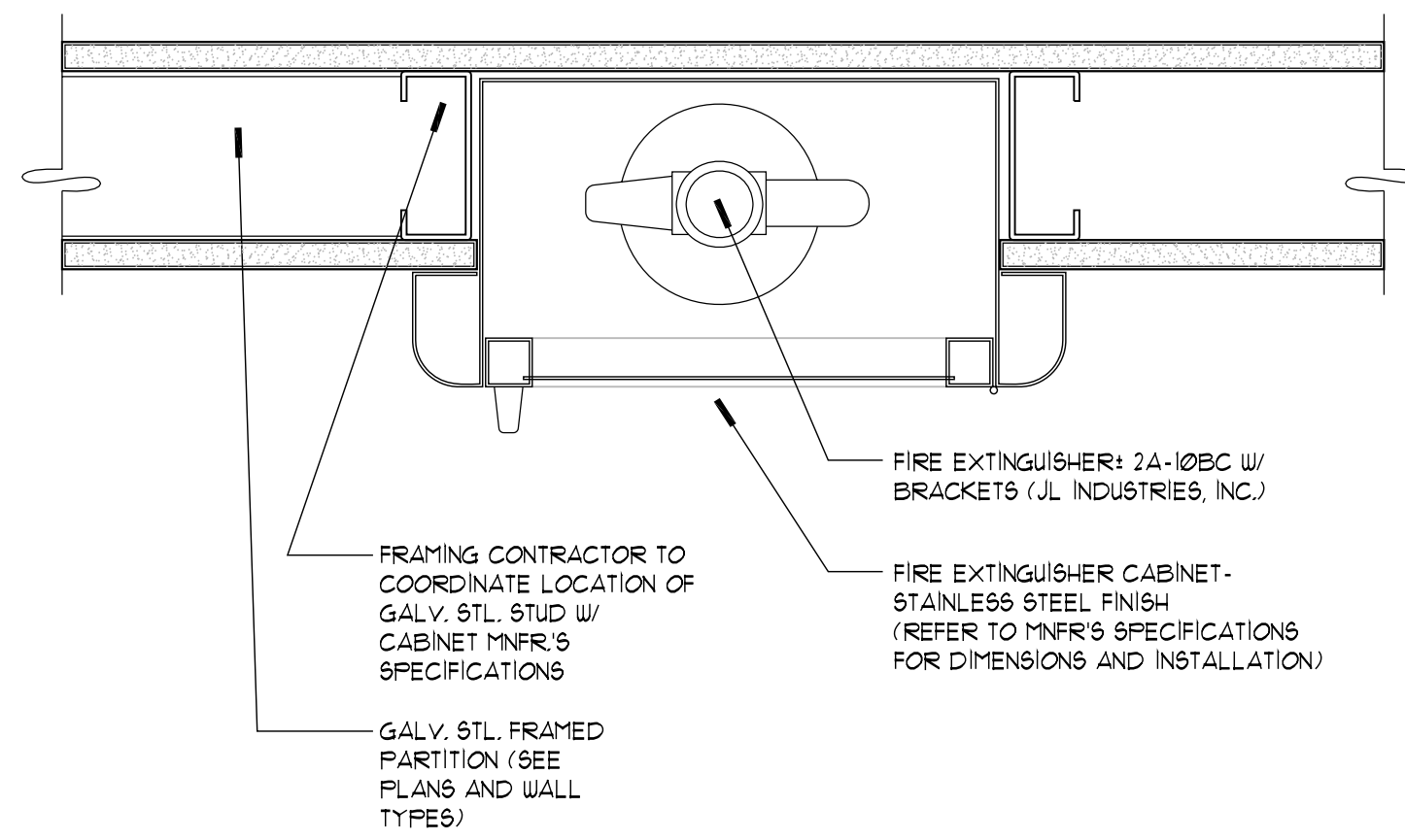
* Disclaimer: This Record Document has been prepared based on information provided by others. Adache Group Architects has not verified the accuracy or completeness of this information and shall not be responsible for any errors or omissions that may be incorporated herein as a result.

SHEET TITLE:
FIRE PENETRATIONS DETAILS

ALL IDEAS, DESIGNS, ARRANGEMENTS, PLANS AND SPECIFICATIONS INDICATED OR REPRESENTED BY THIS DRAWING ARE OWNED BY, AND THE PROPERTY OF ADACHE GROUP ARCHITECTS, INC. AND WERE CREATED, EVOLVED AND DEVELOPED FOR USE ON, AND IN CONNECTION WITH, THE SPECIFIED PROJECT. NONE OF THESE IDEAS, PLANS, ARRANGEMENTS, AND SPECIFICATIONS SHALL BE USED BY OR DISCLOSED TO ANY PERSON, CORPORATION OR FIRM FOR ANY PURPOSE WHATSOEVER WITHOUT THE WRITTEN PERMISSION OF ADACHE GROUP ARCHITECTS, INC. VISUAL CONTACT WITH THESE PLANS OR SPECIFICATIONS SHALL CONSTITUTE CONCLUSIVE EVIDENCE OF ACCEPTANCE OF THESE RESTRICTIONS. ALL RIGHTS RESERVED. © 2006

DATE: 10/4/06
SCALE: 1/16" = 1'-0"
DRAWN BY: SP/CE
CHECKED BY: JB
JOB NO.: 45.05A

SHEET NO.:
A.7.1.03



NOT USED

NOT USED

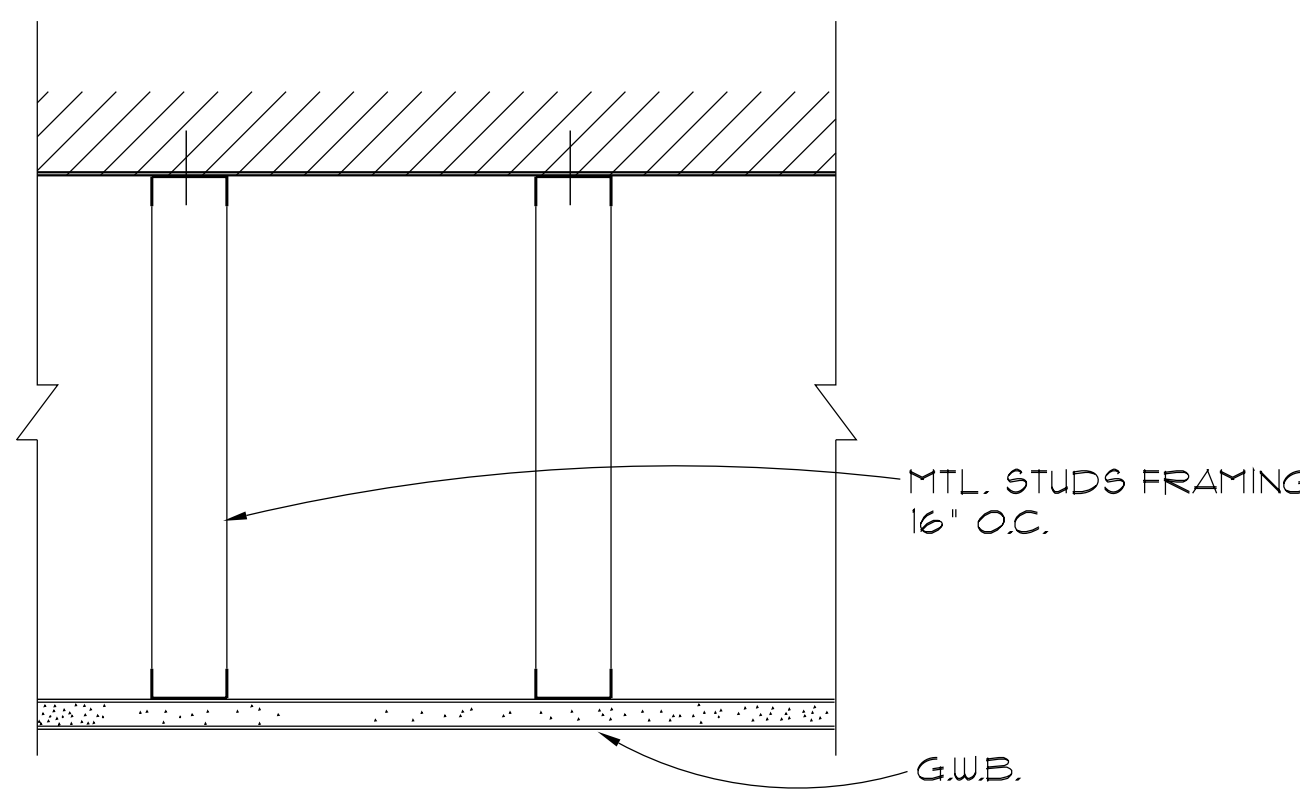
NOT USED

4 F.E.C. @ STUD WALL DETAIL
3' x 1'-0"

3 F.E.C. @ CMU WALL DETAIL
3' x 1'-0"

2 CORNER GUARD DETAIL
1 1/2' x 1'-0"

1 CONC. COL. CORNER GUARD DETAIL
3' x 1'-0"



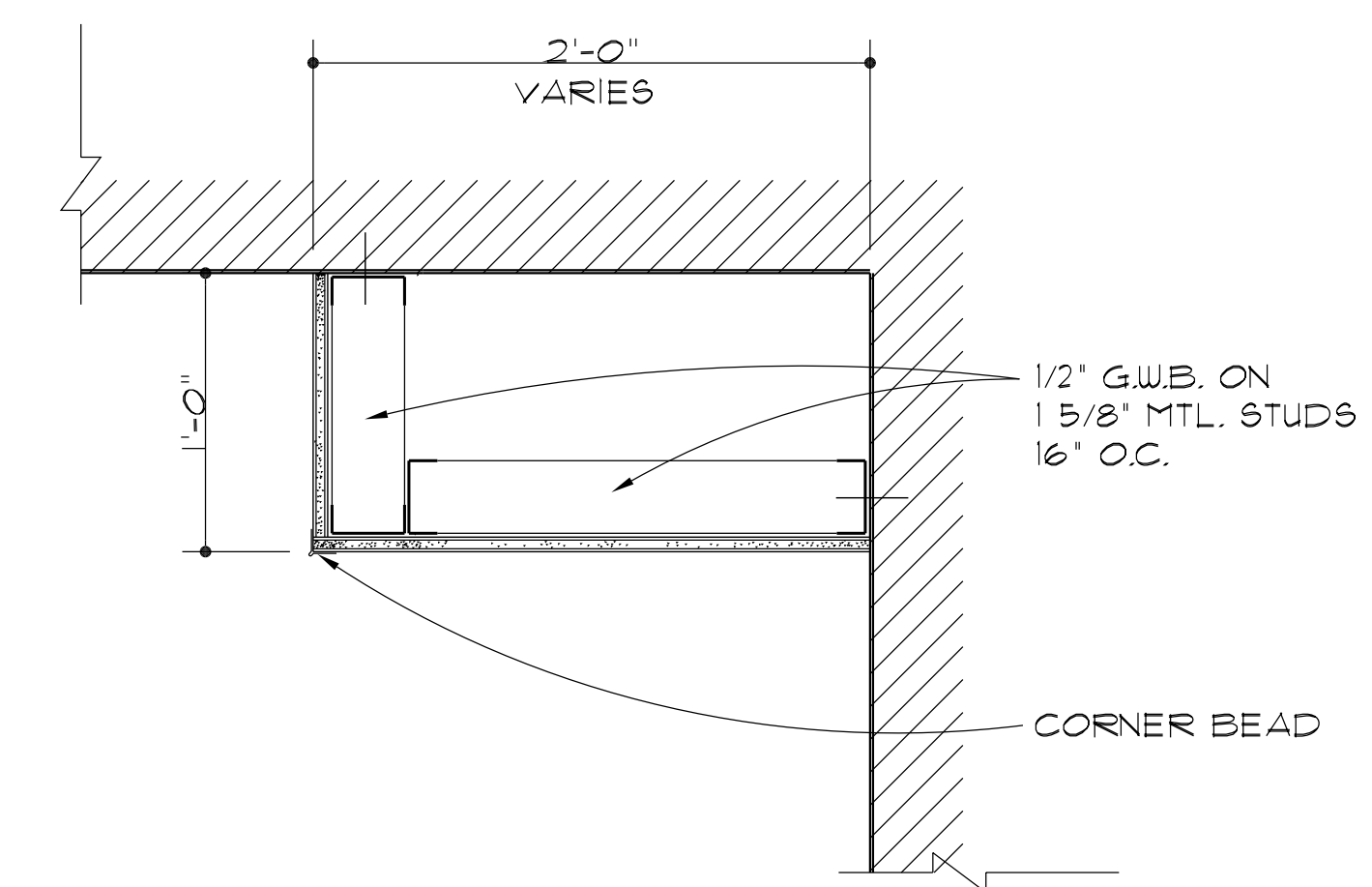
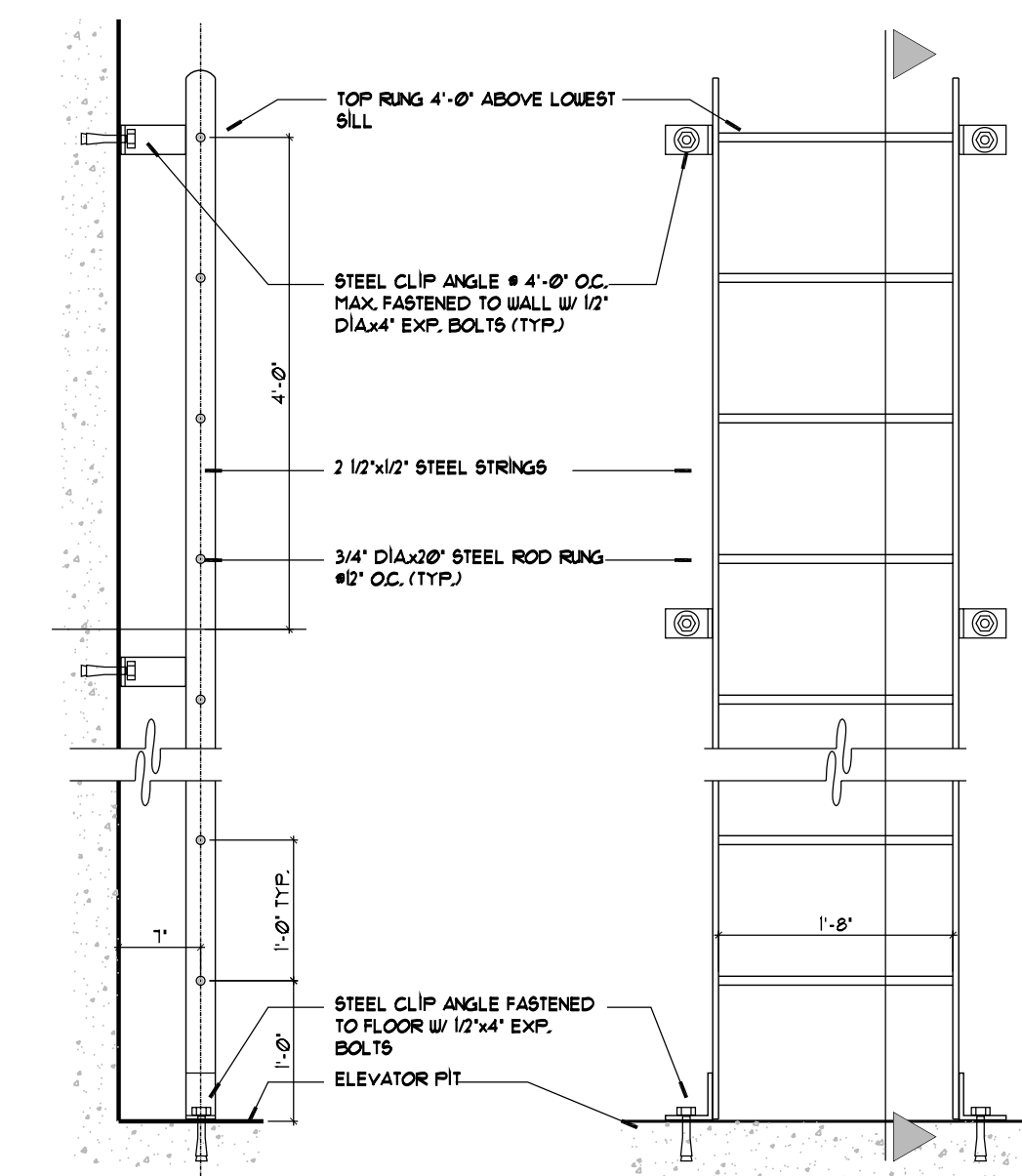
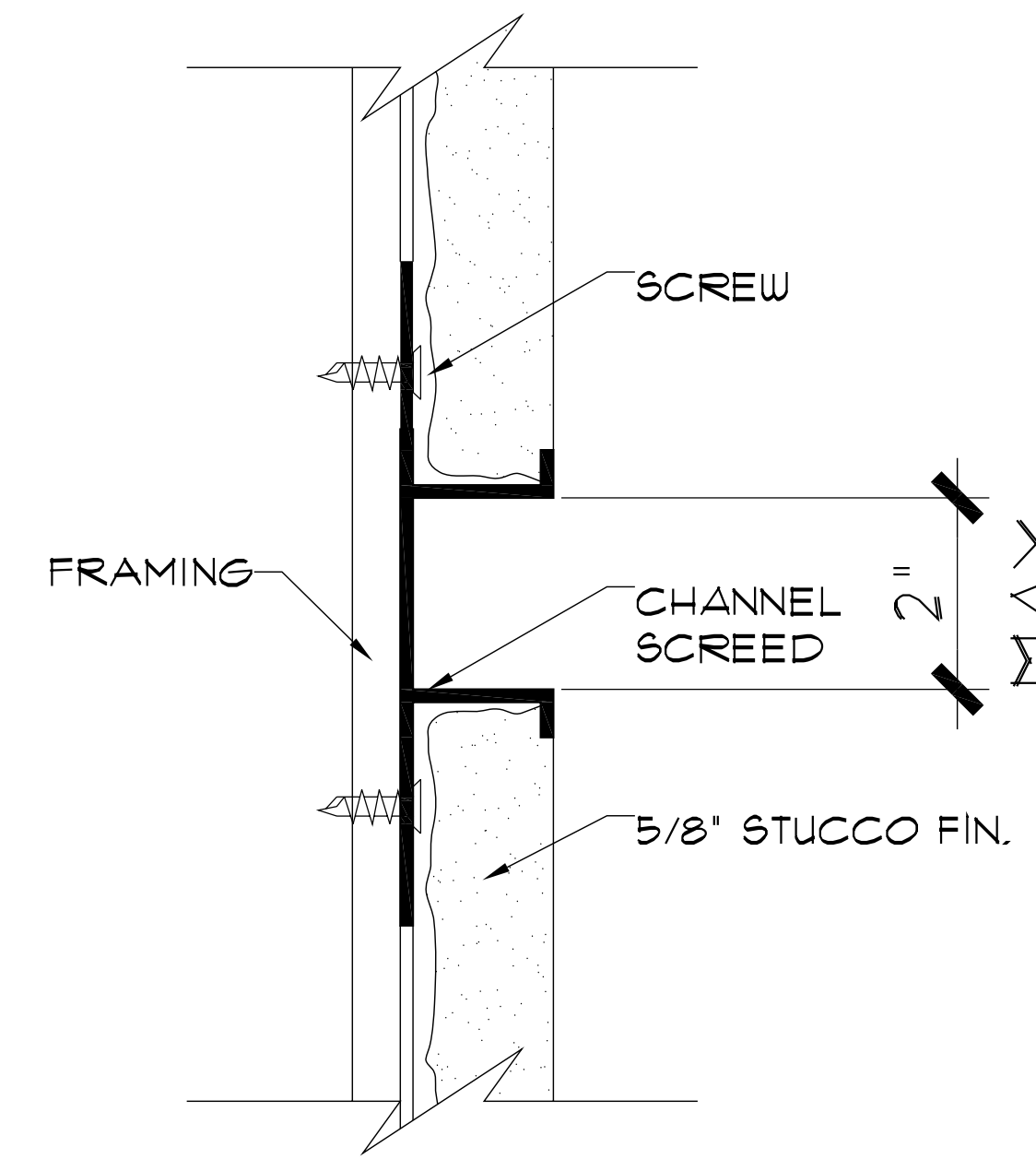
NOT USED

8 TYP. SUSP. G.W.B.
1 1/2' x 1'-0"

7 2 HR FIRE RATED SOFFIT
1 1/2' x 1'-0"

6 VINYL REGLET DETAIL
N.T.S.

5 SHIP/PIT LADDER DETAIL
3/4' x 1'-0"



9 TYP. SOFFIT
1 1/2' x 1'-0"

PROJECT DESIGN TEAM:

ARCHITECTS
ADACHE GROUP ARCHITECTS, INC.
550 SOUTH FEDERAL HIGHWAY
FT. LAUDERDALE, FLORIDA 33301
PH:(954) 525-8133 FAX:(954) 729-8159
E-MAIL: info@adache.com

BLOODGOOD SHARP BUSTER
3816 WEST LINEBAUGH AVENUE, SUITE 212
TAMPA, FLORIDA 33604
PH:(813) 285-4828 FAX:(813) 285-4809
E-MAIL: ebarker@bbsdesign.com

CIVIL ENGINEER
FLORIDA DESIGN CONSULTANTS
3030 STARKEY BOULEVARD
NEW PORT RICHEY, FLORIDA 34655
PH:(727) 849-7508 FAX:(727) 848-3648
E-MAIL: emazzur@fdcsign.com

M.E.P. ENGINEER
WADSWORTH-ONEAL ENGINEERING
6416 COMMERCE PARK DRIVE
FORT MYERS, FLORIDA 33912
PH:(239) 454-5611 FAX:(239) 454-6401
E-MAIL: don@wadsworth-eng.com

STRUCTURAL ENGINEER
O.E. OLSEN & ASSOCIATES
3342 TYRONE BOULEVARD NORTH
ST. PETERSBURG, FLORIDA 33710
PH:(727) 345-9397 FAX:(727) 343-3207
E-MAIL: doehl@oeo-eng.com

LANDSCAPE ARCHITECT
PHIL GRAHAM COMPANY, P.A.
418 SECOND STREET NORTH
ST. PETERSBURG, FLORIDA 33701
PH:(727) 821-5225 FAX:(727) 826-1626
E-MAIL: tbooth@pgc.com

OWNER:

JMC COMMUNITIES
2201 FOURTH STREET NORTH, SUITE 200
ST. PETERSBURG, FLORIDA 33704
PH:(727) 823-0022 FAX:(727) 821-2007
© JMC COMMUNITIES, INC. 2005

PROJECT:

RESIDENCES AT SANDPEARL
14 UNIT CONDOMINIUM
470 MANDALAY AVENUE
CLEARWATER BEACH, FLORIDA 33756

SEAL:

ISSUED FOR: PERMIT

DATE: 4/5/06

REVISIONS:

No.	DATE	REMARKS
-	-	-
-	-	-
-	-	-
-	-	-
-	-	-
-	-	-
-	-	-
-	-	-
-	-	-
-	-	-

RECORD SET - ISSUED 03/02/2009

*Disclaimer: This Record Document has been prepared based on information provided by others. Adache Group Architects has not verified the accuracy or completeness of this information and shall not be responsible for any errors or omissions that may be incorporated herewith as a result.

SHEET TITLE:

DETAILS

ALL IDEAS, DESIGNS, ARRANGEMENTS, PLANS AND SPECIFICATIONS INDICATED OR REPRESENTED BY THIS DRAWING ARE OWNED BY, AND THE PROPERTY OF ADACHE GROUP ARCHITECTS, INC. AND WERE CREATED, EVOLVED AND DEVELOPED FOR USE ON, AND IN CONNECTION WITH, THE SPECIFIED PROJECT. NONE OF THESE IDEAS, PLANS, ARRANGEMENTS, AND SPECIFICATIONS SHALL BE USED BY OR DISCLOSED TO ANY PERSON, CORPORATION OR FIRM FOR ANY PURPOSE WHATSOEVER WITHOUT THE WRITTEN PERMISSION OF ADACHE GROUP ARCHITECTS, INC. VISUAL CONTACT WITH THESE PLANS OR SPECIFICATIONS SHALL CONSTITUTE CONCLUSIVE EVIDENCE OF ACCEPTANCE OF THESE RESTRICTIONS. ALL RIGHTS RESERVED. © 2006

DATE:

10/4/06

SCALE:

1 1/2" = 1'-0"

DRAWN BY:

SP

CHECKED BY:

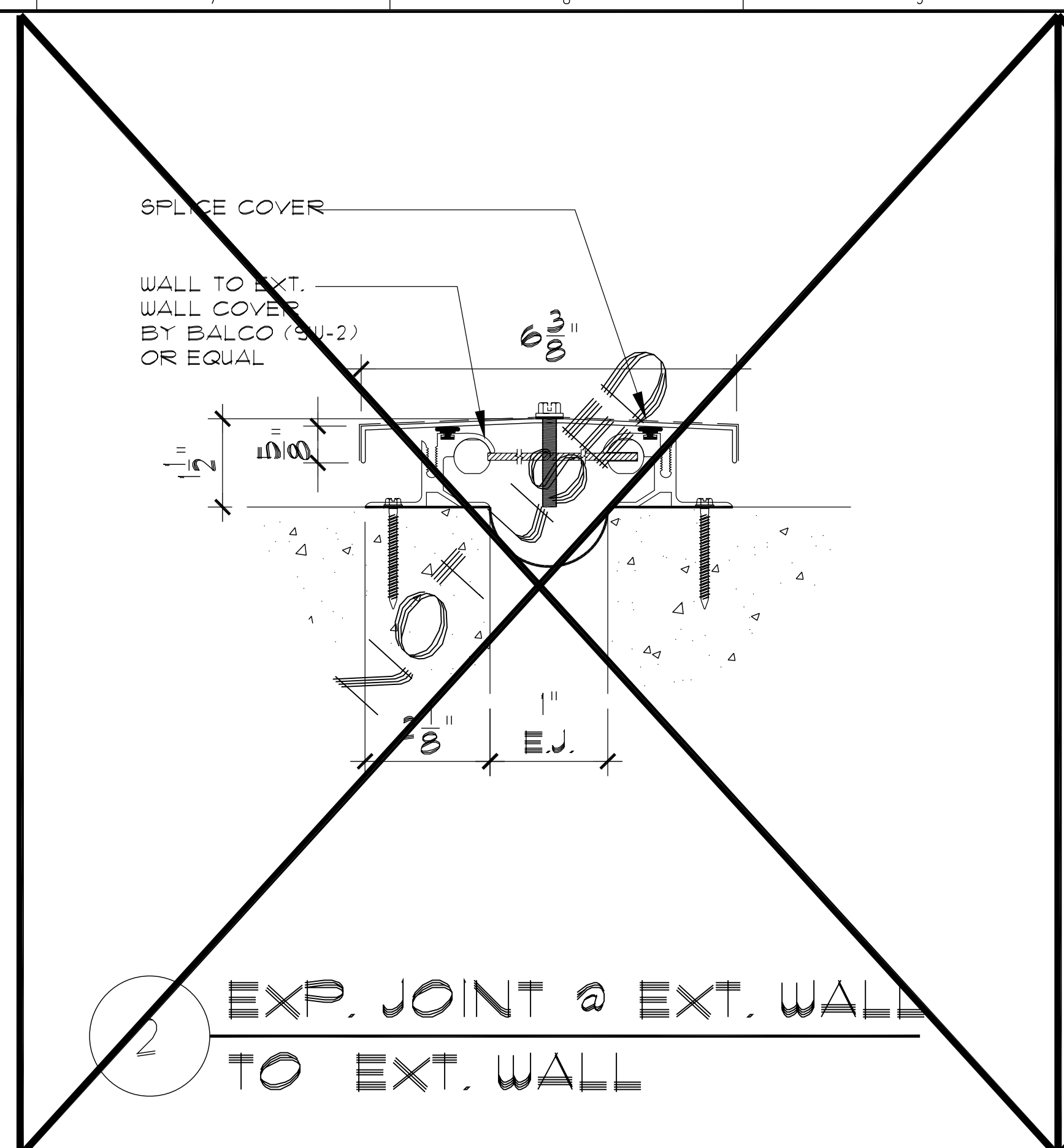
JB

JOB NO.:

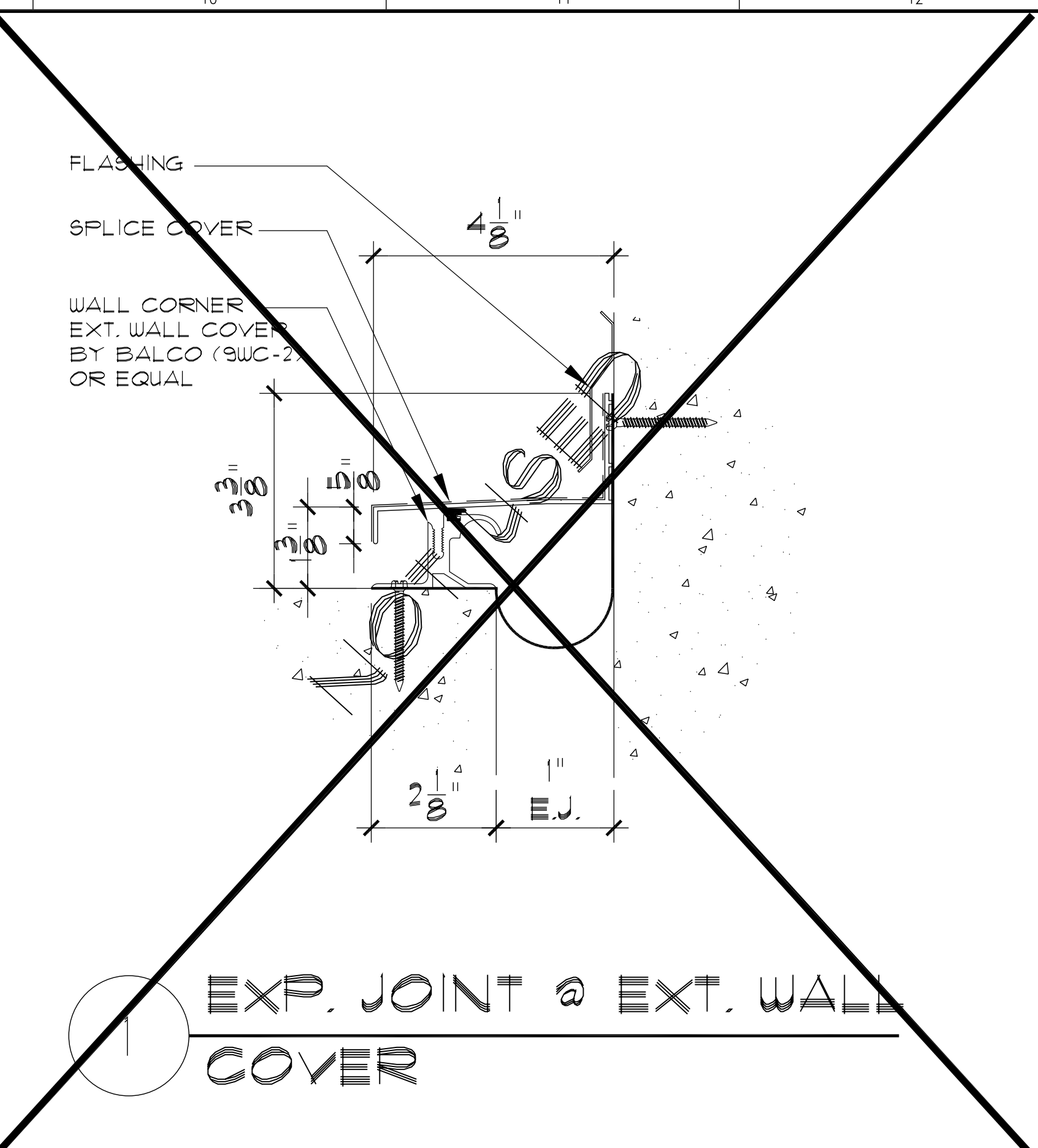
45.05A

SHEET NO.:

A.7.1.04



2 EXP. JOINT @ EXT. WALL TO EXT. WALL



1 EXP. JOINT @ EXT. WALL COVER

PROJECT DESIGN TEAM:
ARCHITECTS
 ADACHE GROUP ARCHITECTS, INC.
 550 SOUTH FEDERAL HIGHWAY
 FT. LAUDERDALE, FLORIDA 33301
 PH:(954) 525-8133 FAX:(954) 728-8159
 E-MAIL: info@adache.com
BLOODGOOD SHARP BUSTER
 3816 WEST LINEBAUGH AVENUE, SUITE 212
 TAMPA, FLORIDA 33634
 PH:(813) 265-4808 FAX:(813) 265-4809
 E-MAIL: sbarker@bbsdesign.com
CIVIL ENGINEER
 FLORIDA DESIGN CONSULTANTS
 3030 STARKEY BOULEVARD
 NEW PORT RICHEY, FLORIDA 34655
 PH:(727) 849-7588 FAX:(727) 848-3648
 E-MAIL: emaxzur@fdesig.com
M.E.P. ENGINEER
 WADSWORTH-ONEAL ENGINEERING
 6416 COMMERCE PARK DRIVE
 FORT MYERS, FLORIDA 33912
 PH:(239) 454-5611 FAX:(239) 454-6401
 E-MAIL: dan@wadsworth-eng.com
STRUCTURAL ENGINEER
 O.E. OLSEN & ASSOCIATES
 3342 TYRONE BOULEVARD NORTH
 ST. PETERSBURG, FLORIDA 33710
 PH:(727) 345-0397 FAX:(727) 343-3207
 E-MAIL: dwoell@oeeo-eng.com
LANDSCAPE ARCHITECT
 PHIL GRAHAM COMPANY, P.A.
 408 SECOND STREET NORTH
 ST. PETERSBURG, FLORIDA 33701
 PH:(727) 821-5225 FAX:(727) 826-1626
 E-MAIL: tbooth@pgca.com

OWNER:
 JMC COMMUNITIES
 2201 FOURTH STREET NORTH, SUITE 200
 ST. PETERSBURG, FLORIDA 33704
 PH:(727) 823-0022 FAX:(727) 821-2007
 © JMC COMMUNITIES, INC. 2005

PROJECT:
RESIDENCES AT SANDPEARL
14 UNIT CONDOMINIUM
 470 MANDALAY AVENUE
 CLEARWATER BEACH, FLORIDA 33756

SEAL:

ISSUED FOR: PERMIT
DATE: 4/5/06

REVISIONS:

No.	DATE	REMARKS
-	-	-

RECORD SET - ISSUED 03/02/2009

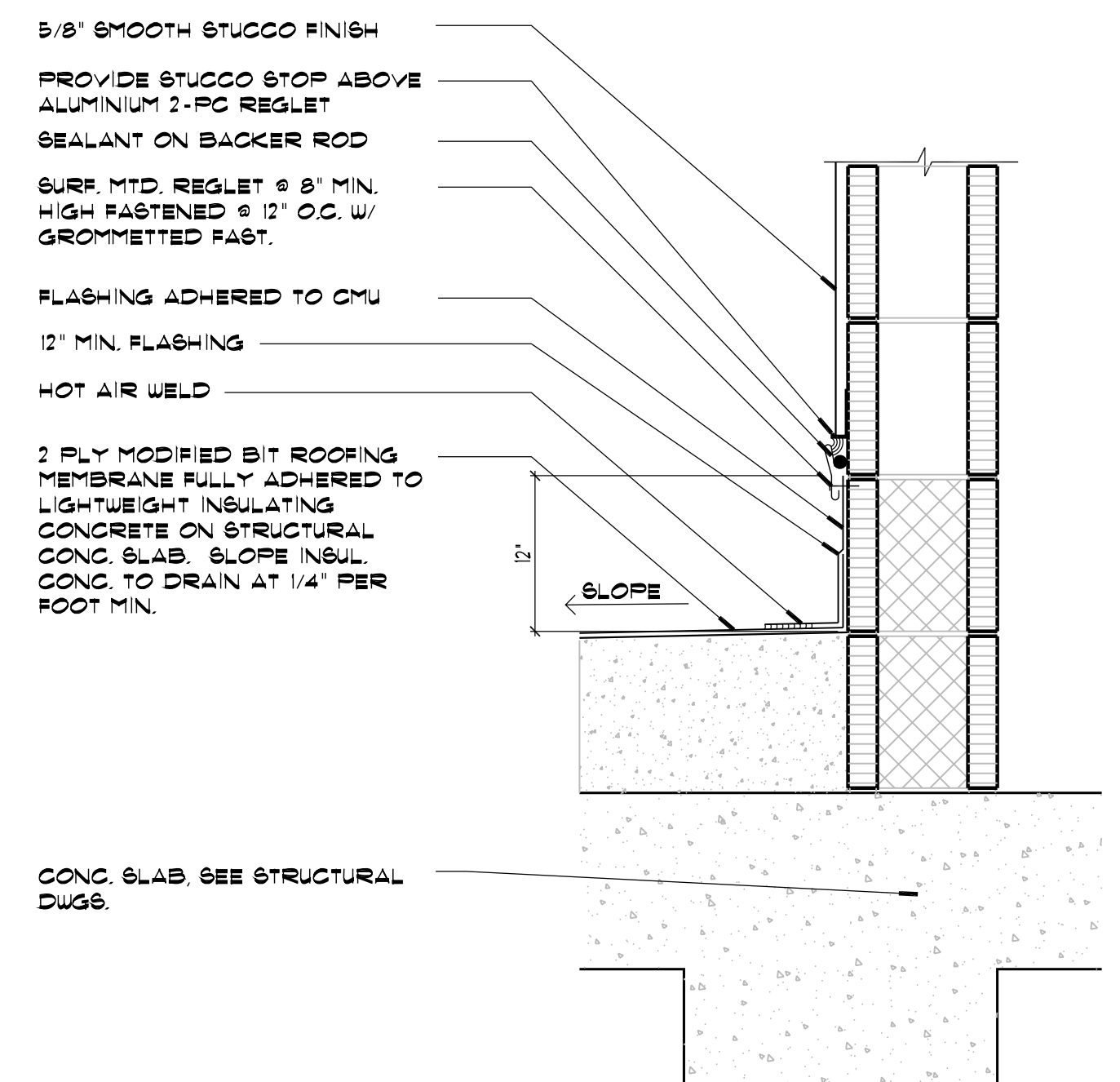
* Disclaimer: This Record Document has been prepared based on information provided by others. Adache Group Architects has not verified the accuracy or completeness of this information and shall not be responsible for any errors or omissions that may be incorporated herewith as a result.

SHEET TITLE:
EXPANSION JOINT DETAILS

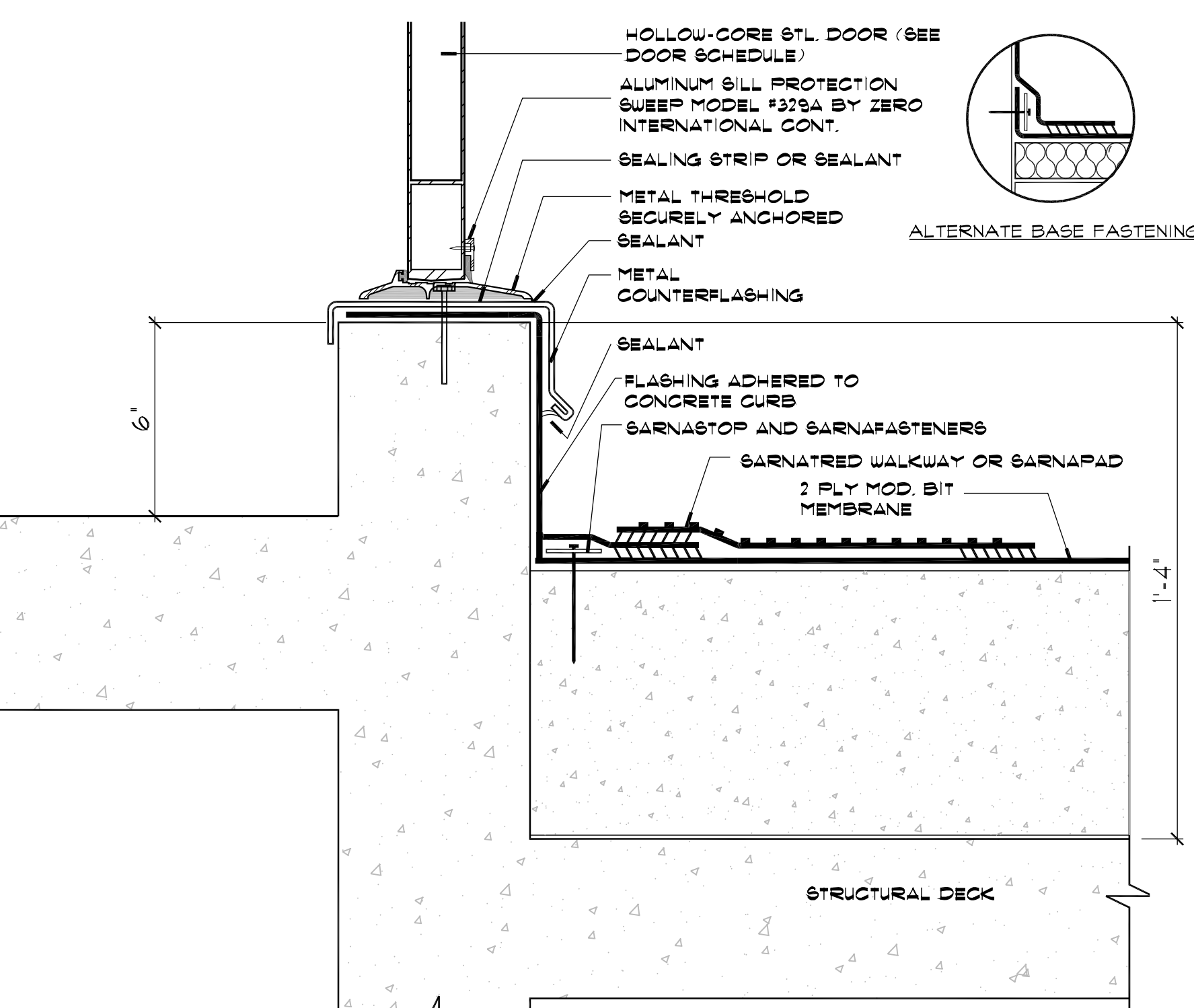
ALL IDEAS, DESIGNS, ARRANGEMENTS, PLANS AND SPECIFICATIONS INDICATED OR REPRESENTED BY THIS DRAWING ARE OWNED BY, AND THE PROPERTY OF ADACHE GROUP ARCHITECTS, INC. AND WERE CREATED, EVOLVED AND DEVELOPED FOR USE ON, AND IN CONNECTION WITH, THE SPECIFIED PROJECT. NONE OF THESE IDEAS, PLANS, ARRANGEMENTS, AND SPECIFICATIONS SHALL BE USED BY OR DISCLOSED TO ANY PERSON, CORPORATION OR FIRM FOR ANY PURPOSE WHATSOEVER WITHOUT THE WRITTEN PERMISSION OF ADACHE GROUP ARCHITECTS, INC. VISUAL CONTACT WITH THESE PLANS OR SPECIFICATIONS SHALL CONSTITUTE CONCLUSIVE EVIDENCE OF ACCEPTANCE OF THESE RESTRICTIONS. ALL RIGHTS RESERVED. © 2006

DATE: 10/4/06
SCALE: 1 1/2" = 1'-0"
DRAWN BY: SP
CHECKED BY: JB
JOB NO.: 45.05A

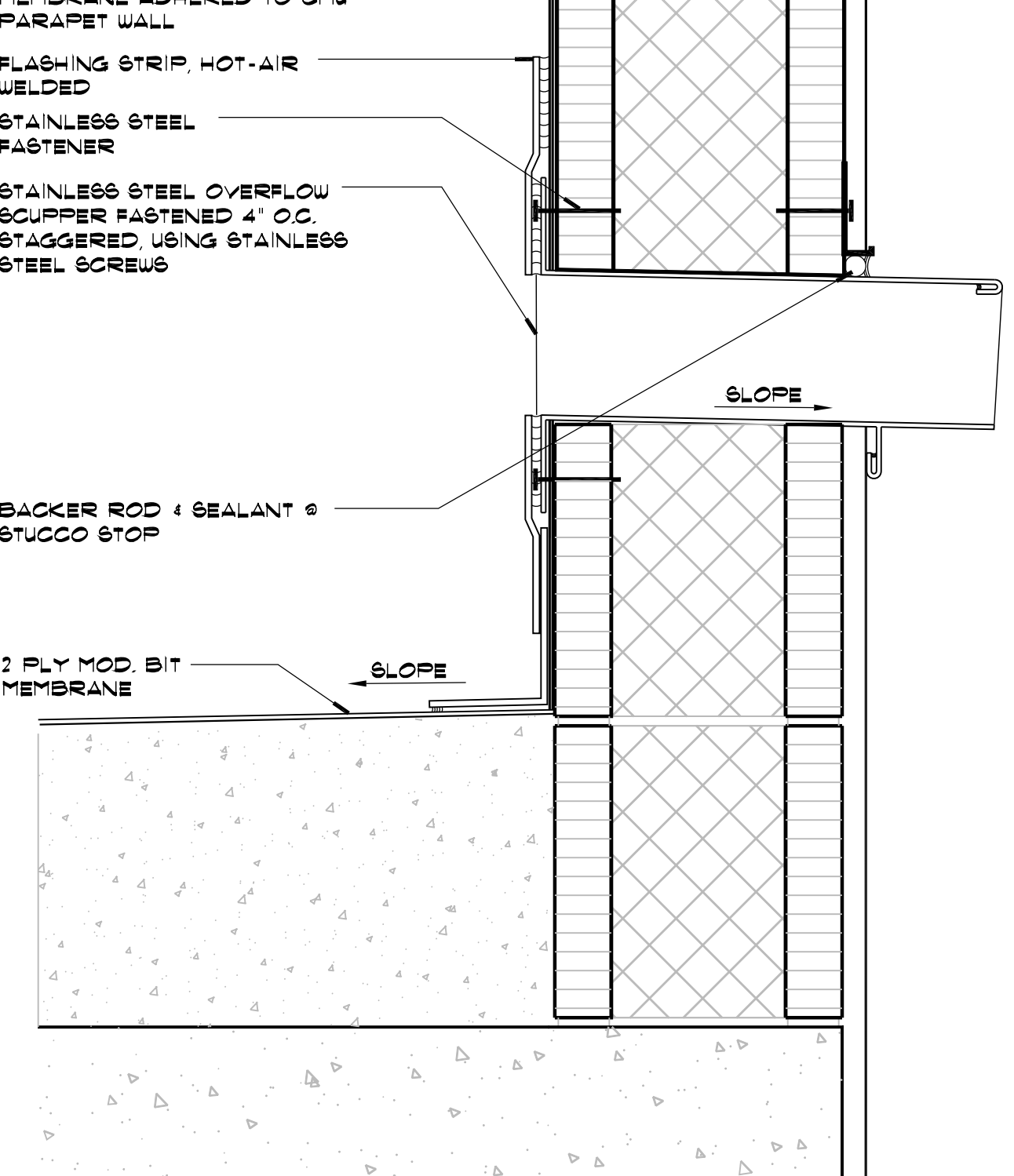
SHEET NO.:
A.7.1.05



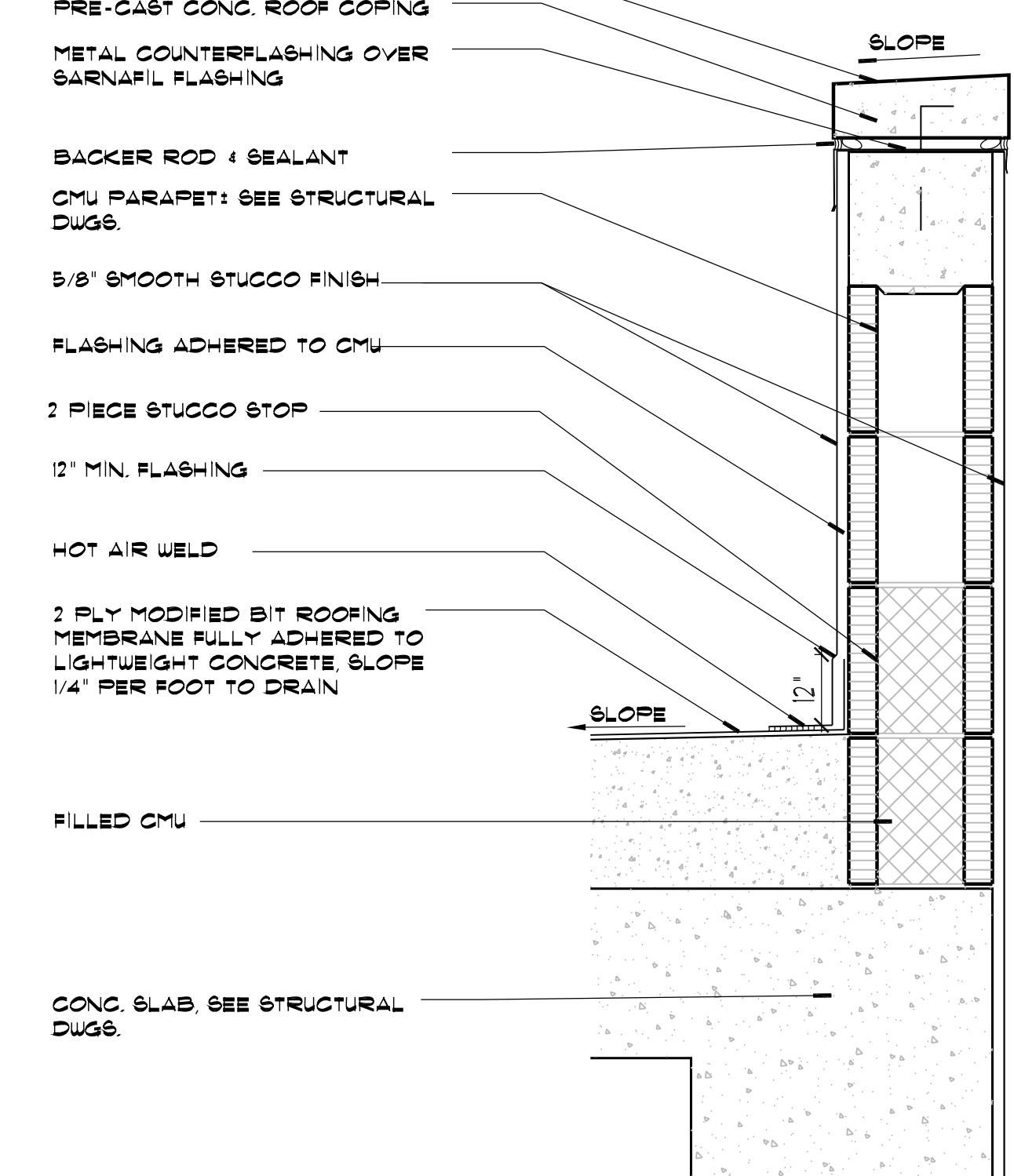
4 ROOFING @ BLDG. WALL
1 1/2' x 1'-0'



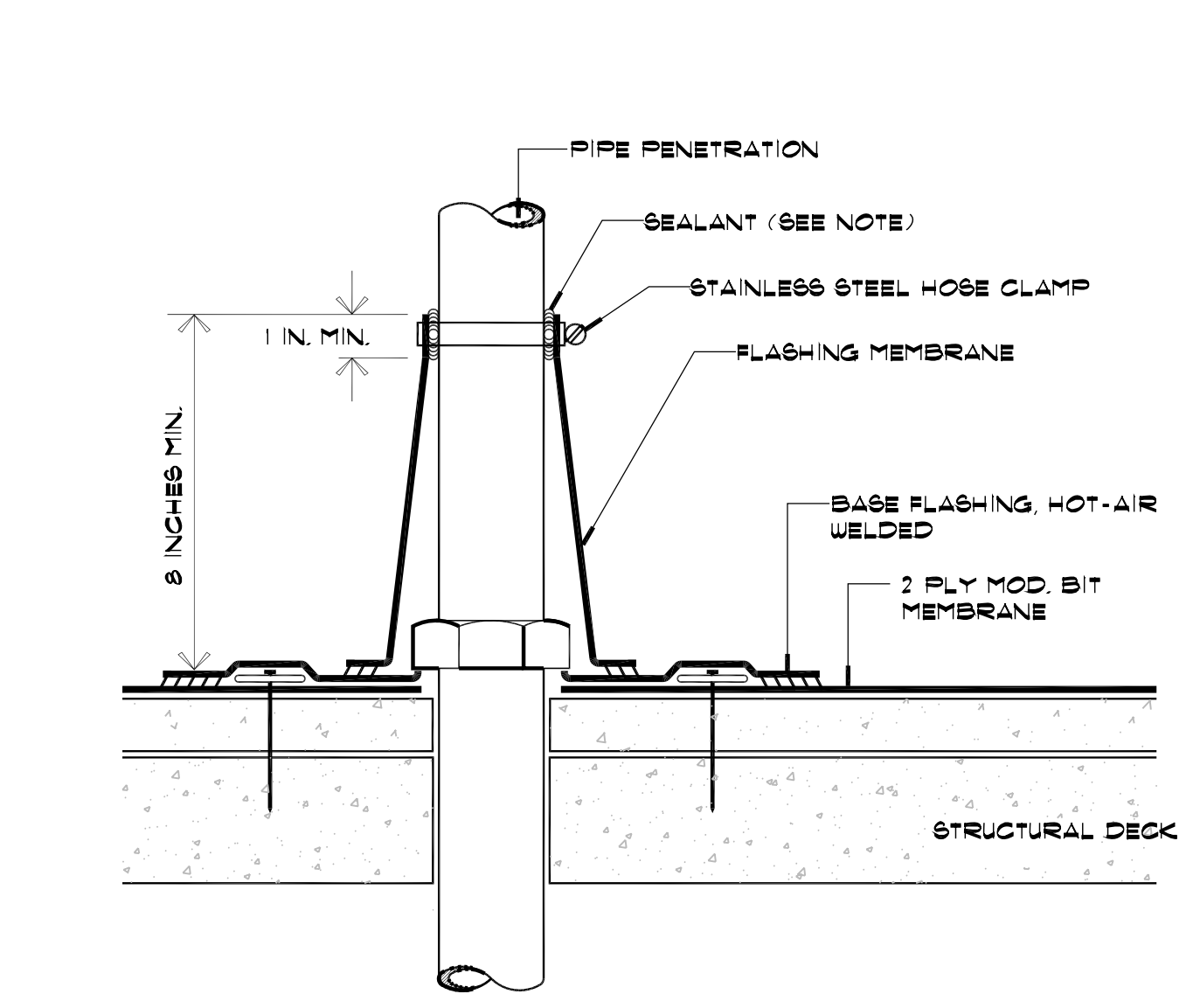
3 FLASHING AT THRESHOLD
3' x 1'-0'



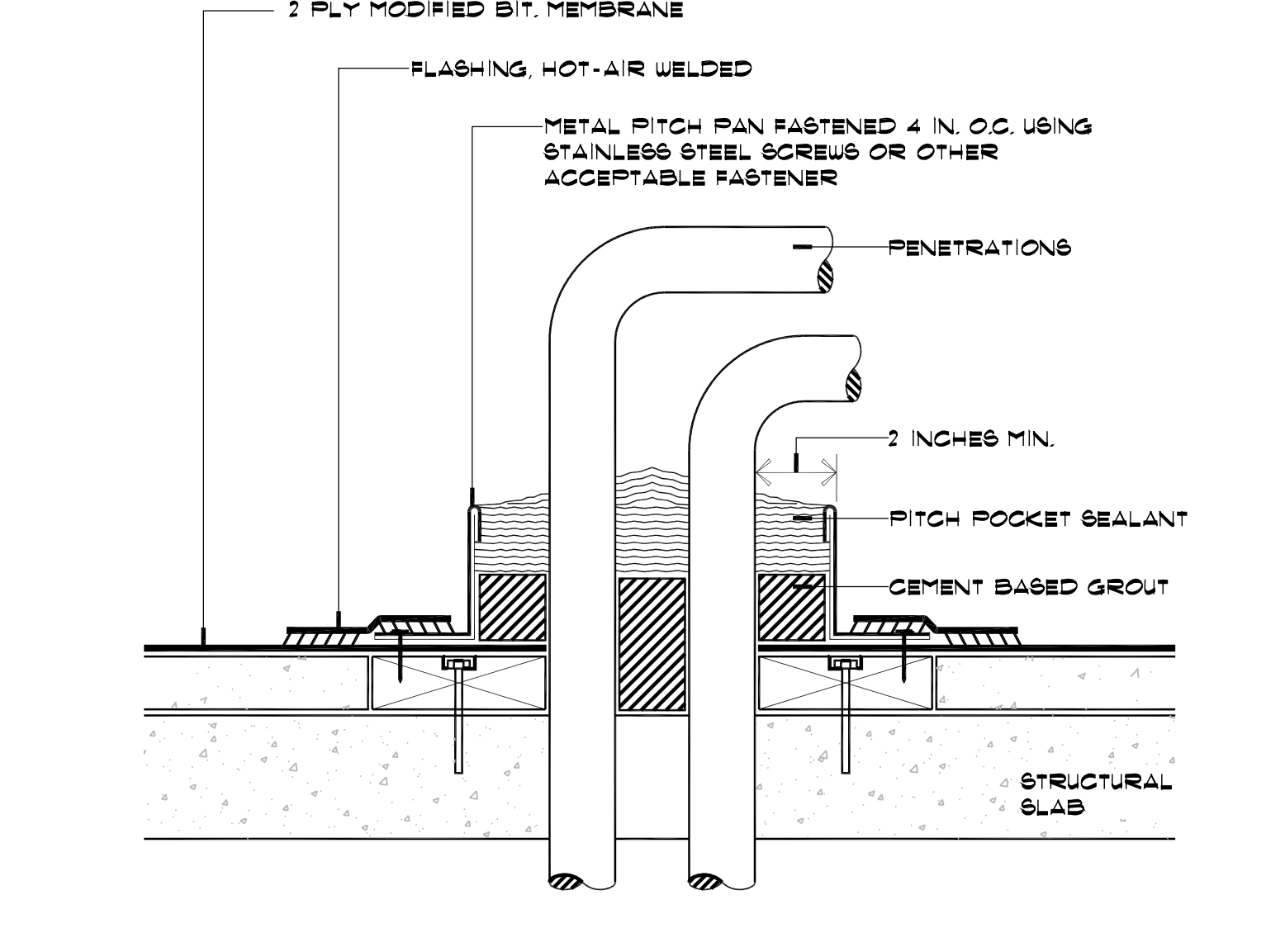
2 ROOFING @ THRU-WALL SCUPPER
3' x 1'-0'



1 ROOFING @ TYPICAL PARAPET DETAIL
1 1/2' x 1'-0'



8 CONE FLASHING AT PENETRATION
3' x 1'-0'



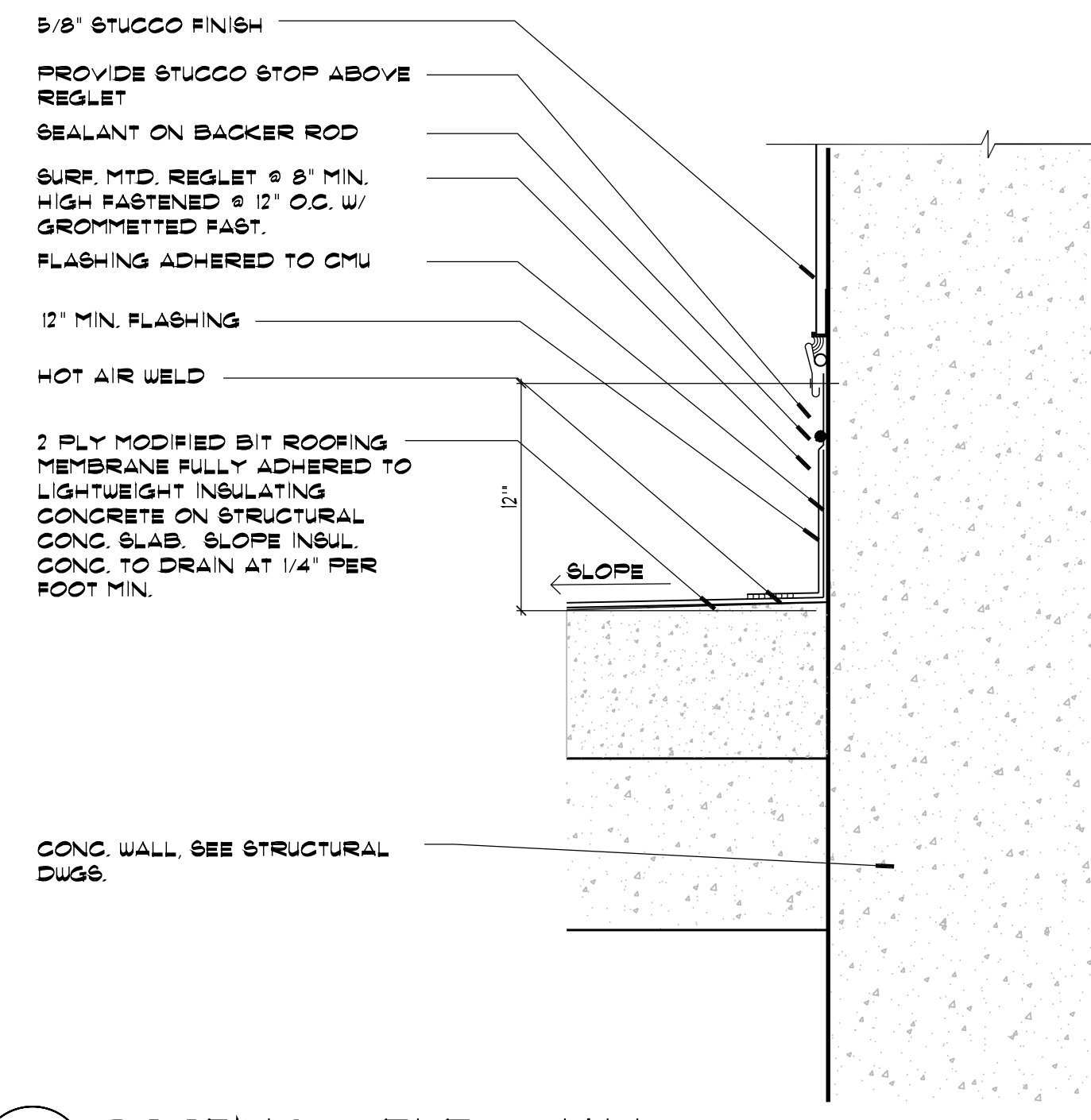
7 PITCH POCKET DETAIL
3' x 1'-0'



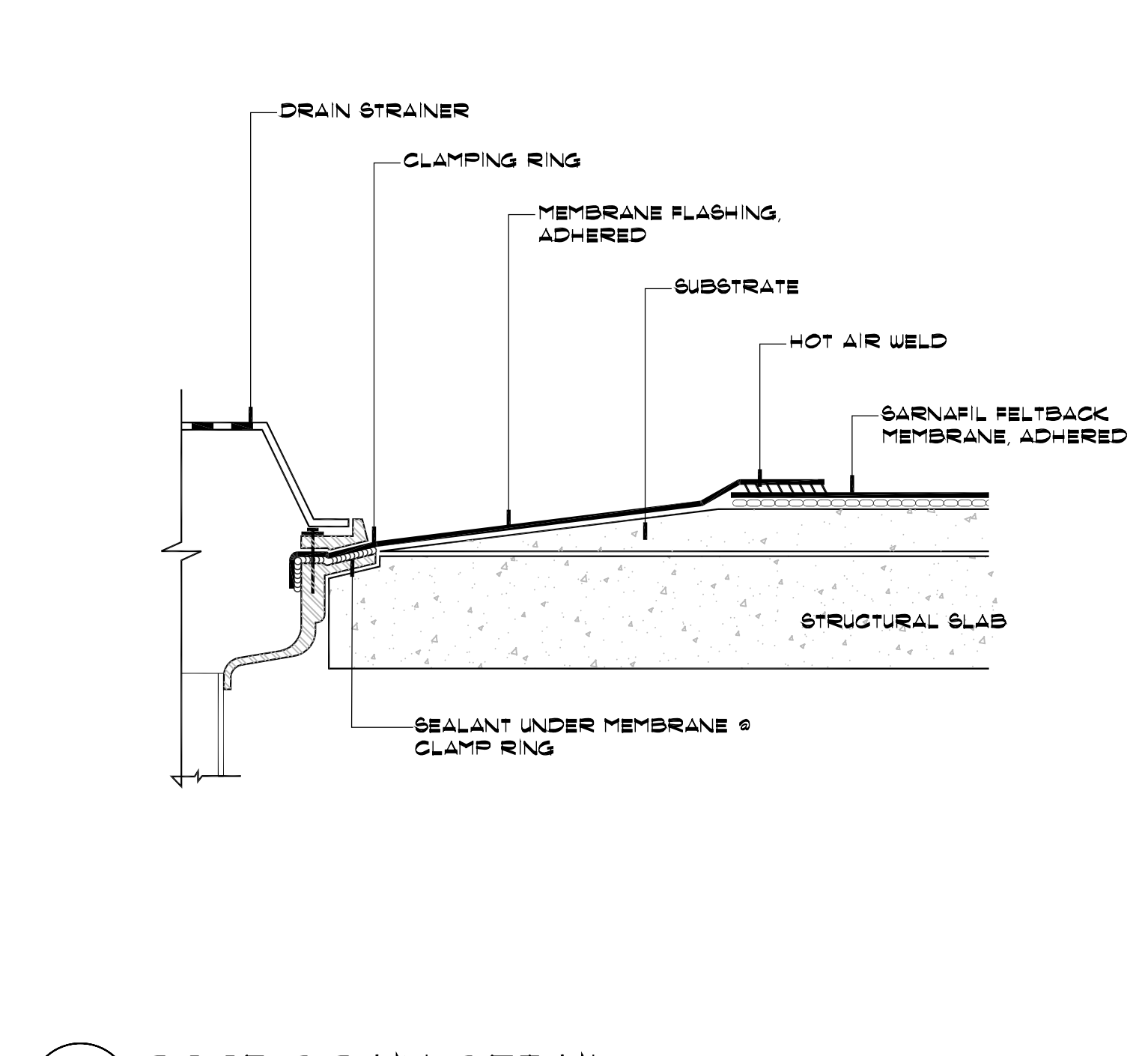
6 HORIZONTAL TELESCOPIC RIGGING SLEEVE
3' x 1'-0'



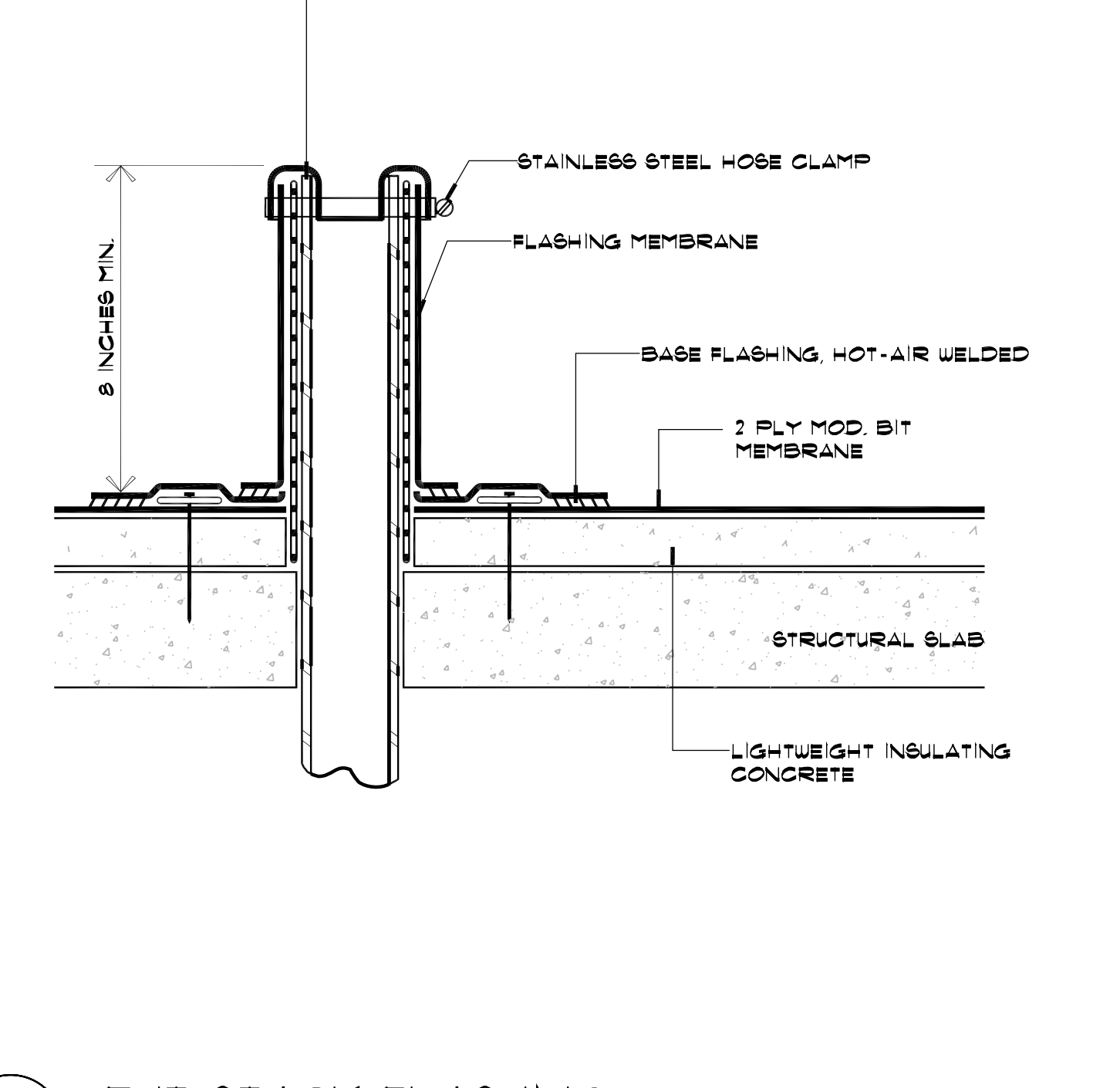
5 CAST IN PLACE ROOF ANCHOR
(SINGLE STUD)



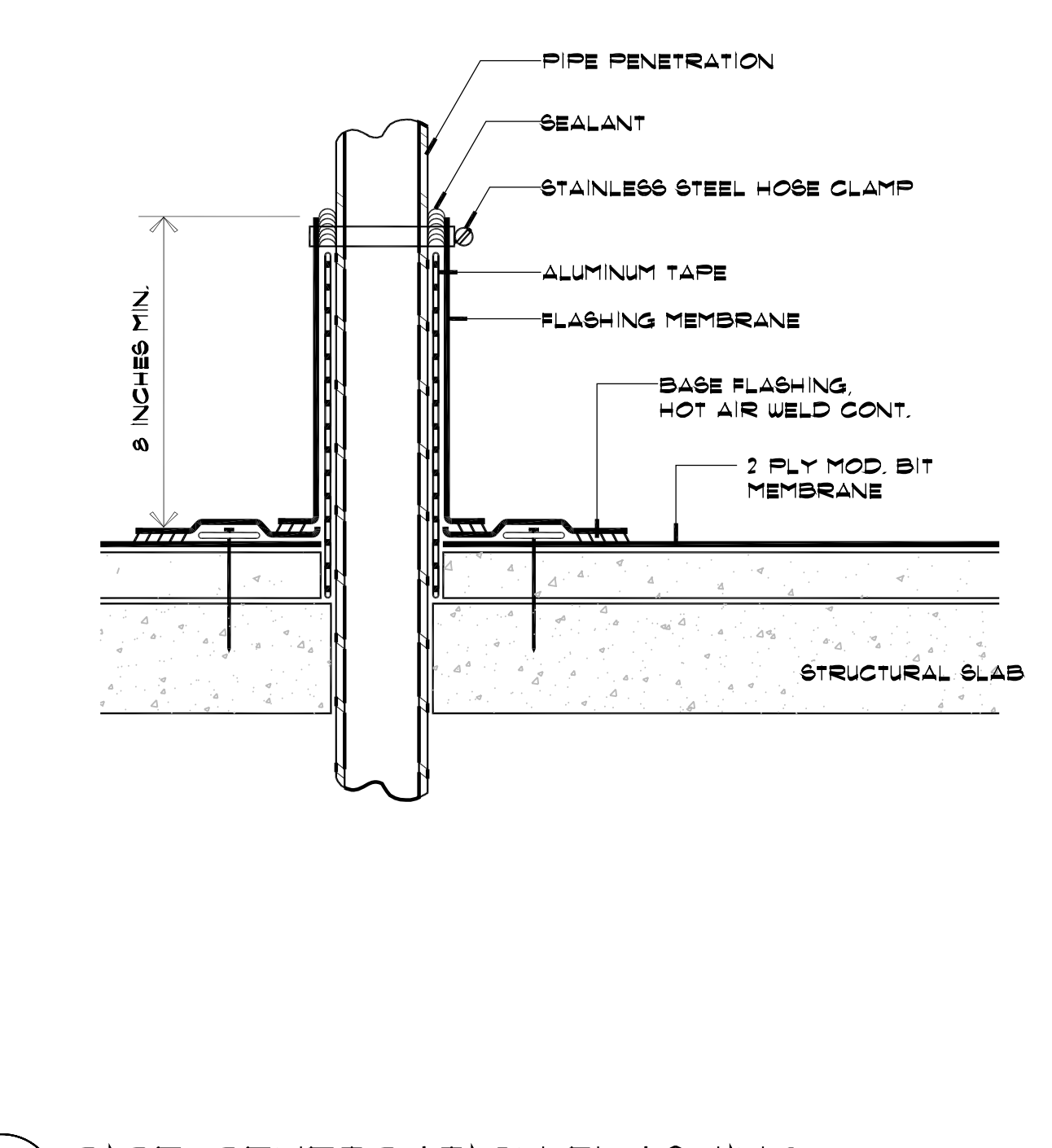
12 ROOFING @ ELEV. WALL
1 1/2' x 1'-0'



11 ROOF DRAIN DETAIL
3' x 1'-0'



10 VENT STACK FLASHING
3' x 1'-0'



9 PIPE PENETRATION FLASHING
3' x 1'-0'

DETAIL
NOT USED

DETAIL
NOT USED

NOTE:
IT IS THE RESPONSIBILITY OF THE STRUCTURAL
ENGINEER FOR THE OVERALL PROJECT TO ENSURE
THAT THE STRUCTURE ON WHICH THE SAFETY EQUIPMENT
BY PRO-BEL IS INSTALLED IS REINFORCED TO WITHSTAND
THE LOADS INDICATED ON THIS DRAWING.

PROJECT DESIGN TEAM:
ARCHITECTS
ADACHE GROUP ARCHITECTS, INC.
550 SOUTH FEDERAL HIGHWAY
FT. LAUDERDALE, FLORIDA 33301
PH:(954) 526-1133 FAX:(954) 726-8159
E-MAIL: info@adache.com
BLOODGOOD SHARP BUSTER
3816 WEST LINEAUGH AVENUE, SUITE 212
TAMPA, FLORIDA 33624
PH:(813) 285-4808 FAX:(813) 285-4809
E-MAIL: sbarker@sbbsdesign.com
CIVIL ENGINEER
FLORIDA DESIGN CONSULTANTS
3030 STARKY BOULEVARD
NEW PORT RICHEY, FLORIDA 34655
PH:(727) 849-7588 FAX:(727) 846-3648
E-MAIL: emax@fdcsign.com
M.E.P. ENGINEER
WADSWORTH-ONEAL ENGINEERING
6816 COMMERCIAL PARK DRIVE
FORT MYERS, FLORIDA 33912
PH:(239) 454-5611 FAX:(239) 454-5401
E-MAIL: cw@wadsworth-eng.com
STRUCTURAL ENGINEER
O.E. OLSEN & ASSOCIATES
3342 TYRONE BOULEVARD NORTH
ST. PETERSBURG, FLORIDA 33710
PH:(727) 345-9397 FAX:(727) 343-3207
E-MAIL: doehl@oeo-eng.com
LANDSCAPE ARCHITECT
PHIL GRAHAM COMPANY, P.A.
418 SECOND STREET NORTH
ST. PETERSBURG, FLORIDA 33701
PH:(727) 821-5225 FAX:(727) 826-1626
E-MAIL: tboop@pgca.com

OWNER:
JMC COMMUNITIES
2201 FOURTH STREET NORTH, SUITE 200
ST. PETERSBURG, FLORIDA 33704
PH:(727) 823-0022 FAX:(727) 821-2007
© JMC COMMUNITIES, INC. 2005

PROJECT:
**RESIDENCES
AT SANDPEARL**
14 UNIT CONDOMINIUM
470 MANDALAY AVENUE
CLEARWATER BEACH, FLORIDA 33756

SEAL:

ISSUED FOR: PERMIT
DATE: 4/5/06

REVISIONS:

No.	DATE	REMARKS

RECORD SET - ISSUED 03/02/2009
* Disclaimer: This Record Document has been prepared based on information provided by others. Adache Group Architects has not verified the accuracy or completeness of this information and shall not be responsible for any errors or omissions that may be incorporated herewith as a result.

SHEET TITLE:
ROOF DETAILS

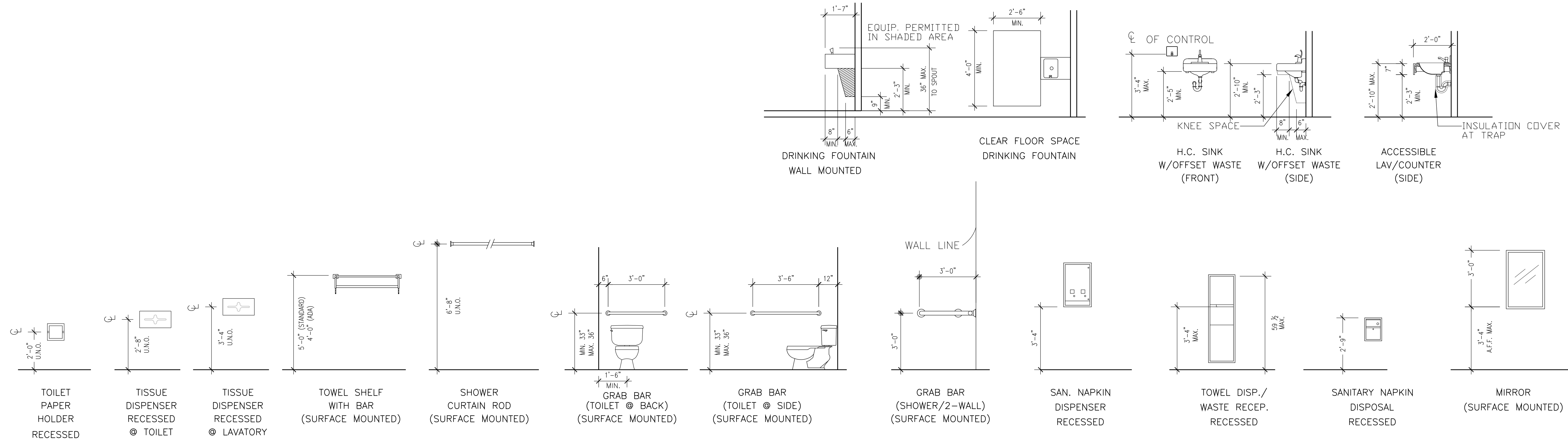
ALL IDEAS, DESIGNS, ARRANGEMENTS, PLANS AND SPECIFICATIONS INDICATED OR REPRESENTED BY THIS DRAWING ARE OWNED BY, AND THE PROPERTY OF ADACHE GROUP ARCHITECTS, INC. AND WERE CREATED, EVOLVED AND DEVELOPED FOR USE ON, AND IN CONNECTION WITH, THE SPECIFIED PROJECT. NONE OF THESE IDEAS, PLANS, ARRANGEMENTS, AND SPECIFICATIONS SHALL BE USED BY OR DISCLOSED TO ANY PERSON, CORPORATION OR FIRM FOR ANY PURPOSE WHATSOEVER WITHOUT THE WRITTEN PERMISSION OF ADACHE GROUP ARCHITECTS, INC. VISUAL CONTACT WITH THESE PLANS OR SPECIFICATIONS SHALL CONSTITUTE CONCLUSIVE EVIDENCE OF ACCEPTANCE OF THESE RESTRICTIONS. ALL RIGHTS RESERVED. © 2006

DATE: 10/4/06
SCALE: 1 1/2" = 1'-0"
DRAWN BY: SP
CHECKED BY: JB
JOB NO.: 45.05A

SHEET NO.:
A.7.1.06

1 ACCESSIBLE DETAILS

A-8.1.01 SCALE: 3/8" = 1'-0"



PROJECT DESIGN TEAM:
ARCHITECTS
 ADACHE GROUP ARCHITECTS, INC.
 550 SOUTH FEDERAL HIGHWAY
 FT. LAUDERDALE, FLORIDA 33301
 PH.(954) 525-8133 FAX.(954) 722-8159
 E-MAIL: info@adache.com
BLOODGOOD SHARP BUSTER
 3816 WEST LINEBAUGH AVENUE, SUITE 212
 TAMPA, FLORIDA 33604
 PH.(813) 285-4828 FAX.(813) 285-4809
 E-MAIL: ebarker@bsbdesign.com
CIVIL ENGINEER
 FLORIDA DESIGN CONSULTANTS
 3030 STARKEY BOULEVARD
 NEW PORT RICHEY, FLORIDA 34655
 PH.(727) 849-7588 FAX.(727) 846-3648
 E-MAIL: emazzur@fdcsign.com
M.E.P. ENGINEER
 WADSWORTH-ONEAL ENGINEERING
 6816 COMMERCIAL PARK DRIVE
 FORT MYERS, FLORIDA 33912
 PH.(239) 454-5611 FAX.(239) 454-6401
 E-MAIL: dan@wadsworth-eng.com
STRUCTURAL ENGINEER
 O.E. OLSEN & ASSOCIATES
 3342 TYRONE BOULEVARD NORTH
 ST. PETERSBURG, FLORIDA 33710
 PH.(727) 345-0397 FAX.(727) 343-3207
 E-MAIL: dweil@oeeo-eng.com
LANDSCAPE ARCHITECT
 PHIL GRAHAM COMPANY, P.A.
 418 SECOND STREET NORTH
 ST. PETERSBURG, FLORIDA 33701
 PH.(727) 823-0022 FAX.(727) 826-1626
 E-MAIL: tbooth@pgca.com

OWNER:
 JMC COMMUNITIES
 2201 FOURTH STREET NORTH, SUITE 200
 ST. PETERSBURG, FLORIDA 33704
 PH.(727) 823-0022 FAX.(727) 821-2007
 © JMC COMMUNITIES, INC. 2005

PROJECT:
RESIDENCES AT SANDPEARL
 14 UNIT CONDOMINIUM
 470 MANDALAY AVENUE
 CLEARWATER BEACH, FLORIDA 33756

SEAL:

ISSUED FOR: PERMIT
DATE: 7/18/05

REVISIONS:

No.	DATE	REMARKS
-	-	-

RECORD SET - ISSUED 03/02/2009
 * Disclaimer: This Record Document has been prepared based on information provided by others. Adache Group Architects has not verified the accuracy or completeness of this information and shall not be responsible for any errors or omissions that may be incorporated herein as a result.

SHEET TITLE:
ACCESSIBLE DETAILS

ALL IDEAS, DESIGNS, ARRANGEMENTS, PLANS AND SPECIFICATIONS INDICATED OR REPRESENTED BY THIS DRAWING ARE OWNED BY, AND THE PROPERTY OF ADACHE GROUP ARCHITECTS, INC. AND WERE CREATED, EVOLVED AND DEVELOPED FOR USE ON, AND IN CONNECTION WITH, THE SPECIFIED PROJECT. NONE OF THESE IDEAS, PLANS, ARRANGEMENTS, AND SPECIFICATIONS SHALL BE USED BY OR DISCLOSED TO ANY PERSON, CORPORATION OR FIRM FOR ANY PURPOSE WHATSOEVER WITHOUT THE WRITTEN PERMISSION OF ADACHE GROUP ARCHITECTS, INC. VISUAL CONTACT WITH THESE PLANS OR SPECIFICATIONS SHALL CONSTITUTE CONCLUSIVE EVIDENCE OF ACCEPTANCE OF THESE RESTRICTIONS. ALL RIGHTS RESERVED. © 2006

DATE: 10/4/06
SCALE: AS NOTED
DRAWN BY: CE
CHECKED BY: CE
JOB NO.: 45.05A

SHEET NO.:
A.8.1.01