

# RECORD SET OF DOCUMENTS 03/02/2009


\* This Record Document has been prepared based on information provided by others. Adache Group Architects has not verified the accuracy or completeness of this information and shall not be responsible for any errors or omissions that may be incorporated herewith as a result.



IMAGE IS NOT AN ACCURATE REPRESENTATION OF FINAL DESIGN – REFER TO LATEST CONSTRUCTION DOCUMENTS.

## RESIDENCES AT SANDPEARL

**LUXURY CONDOMINIUMS (TOWER ONE)  
CLEARWATER BEACH, FLORIDA**



**ADACHE GROUP ARCHITECTS, INC.**  
550 SOUTH FEDERAL HIGHWAY  
FT. LAUDERDALE, FL 33301 USA  
TEL 954-525-8133  
FAX 954-728-8159  
www.adache.com

### REVISIONS

①	10/05/05	PROJECT COORDINATION
②	10/03/05	OWNER REVISIONS
③	02/16/06	PERMIT COMMENTS
④	08/21/06	OWNER REVISIONS
⑤	12/18/06	PROJECT COORDINATION
⑥	01/02/07	OWNER REVISIONS

### PROJECT DESIGN TEAM:

#### ARCHITECTS

**ADACHE GROUP ARCHITECTS, P.A.**  
550 SOUTH FEDERAL HIGHWAY  
FT. LAUDERDALE, FLORIDA 33301  
(954) 525-8133 FLORIDA LICENSE: AA C000579

**BLOODGOOD SHARP BUSTER**  
3816 WEST LINEBAUGH AVENUE, SUITE 212  
TAMPA, FLORIDA 33624  
PH. 813.265.4808

#### STRUCTURAL ENGINEER:

**O.E. OLSEN & ASSOCIATES**  
3342 TYRONE BOULEVARD NORTH  
ST. PETERSBURG, FLORIDA 33710  
PH. 727.345.9397

#### MECH. ELEC. & PLUMB. ENGINEER

**WADSWORTH-O'NEAL ENGINEERING**  
6418 COMMERCE PARK DRIVE  
FORT MYERS, FLORIDA 33912  
PH. 239.454.5511

#### CIVIL ENGINEER

**FLORIDA DESIGN CONSULTANTS**  
3030 STARKEY BOULEVARD  
NEW PORT RICHEY, FLORIDA 34655  
PH. 727.849.7588

#### LANDSCAPE ARCHITECT

**PHIL GRAHAM & COMPANY, P.A.**  
436 SECOND STREET NORTH  
ST. PETERSBURG, FLORIDA 33701  
PH. 727.821.5225


































































































































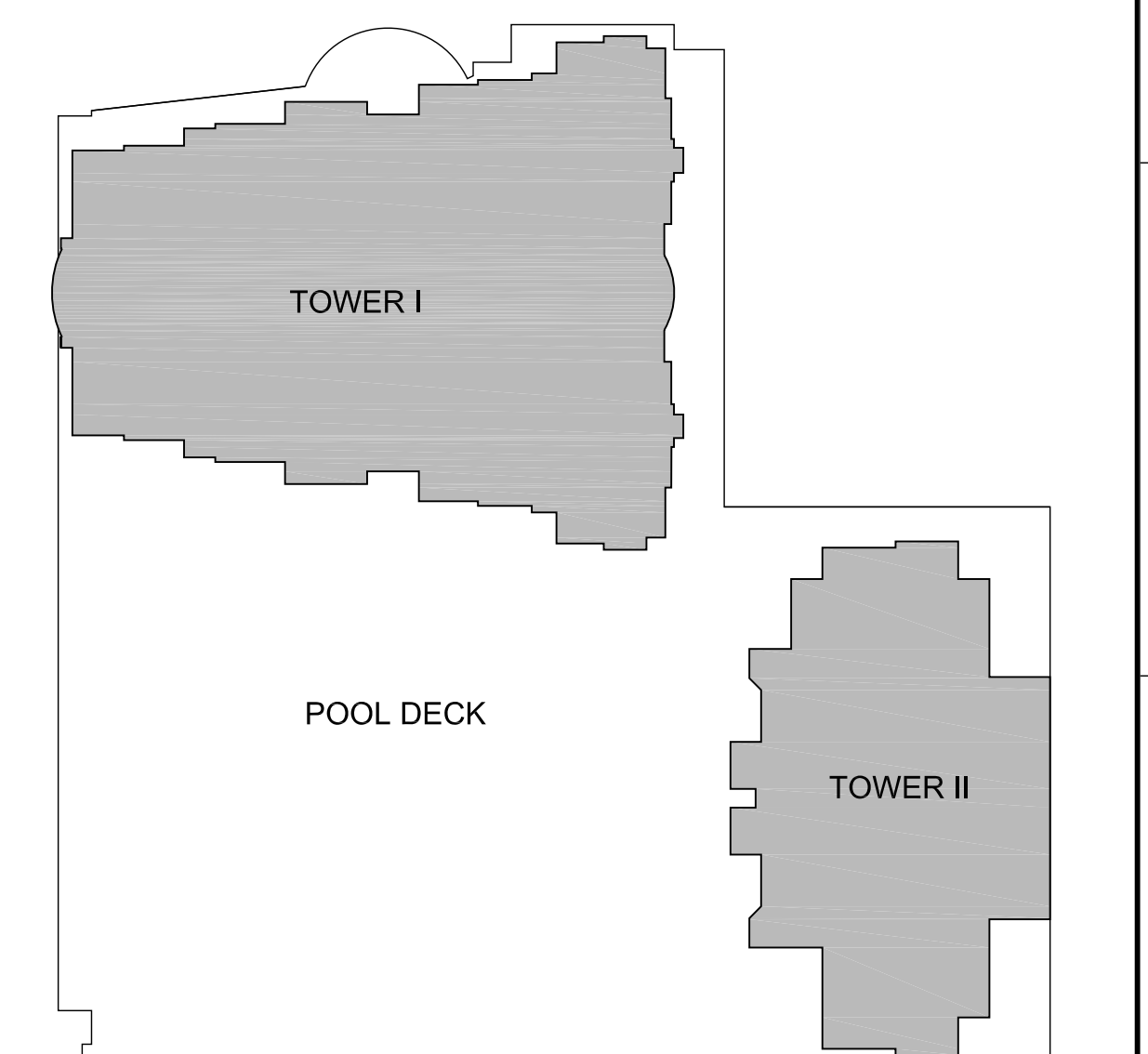




### WEST ELEVATION

SCALE: 3/32" = 1'-0"

- NOTES:
- 1- ALL EXTERIOR ALUM. RAILINGS TO BE 43" A.F.F. CHAPTER 16B-55002 OF THE FLORIDA STATUTES
  - 2- DEFINES TINTED GLASS (REGARDING TURTLE CODE) AS "GLASS TREATED TO ACHIEVE AN INDUSTRY APPROVED, INSIDE TO OUTSIDE LIGHT TRANSMITTANCE VALUE OR 45% OR LESS".



KEY PLAN

#### PROJECT DESIGN TEAM:

**ARCHITECTS**  
 ADACHE GROUP ARCHITECTS, INC.  
 550 SOUTH FEDERAL HIGHWAY  
 FT. LAUDERDALE, FLORIDA 33301  
 PH:(954) 525-1133 FAX:(954) 728-8159  
 E-MAIL: info@adache.com

**BLOODGOOD SHARP BUSTER**  
 3816 WEST LINEBAUGH AVENUE, SUITE 212  
 TAMPA, FLORIDA 33604  
 PH:(813) 285-4808 FAX:(813) 285-4809  
 E-MAIL: sbarker@bsbdesign.com

**CIVIL ENGINEER**  
 FLORIDA DESIGN CONSULTANTS  
 3030 STARKEY BOULEVARD  
 NEW PORT RICHEY, FLORIDA 34655  
 PH:(727) 849-7558 FAX:(727) 848-3648  
 E-MAIL: emaxzur@fldesign.com

**M.E.P. ENGINEER**  
 WADSWORTH-ONEAL ENGINEERING  
 5818 COMMERCIAL PARK DRIVE  
 FORT MYERS, FLORIDA 33912  
 PH:(239) 454-5511 FAX:(239) 454-6401  
 E-MAIL: dcn@wadswoth-eng.com

**STRUCTURAL ENGINEER**  
 O.E. OLSEN & ASSOCIATES  
 3342 TYNONE BOULEVARD NORTH  
 ST. PETERSBURG, FLORIDA 33710  
 PH:(727) 345-6937 FAX:(727) 343-3207  
 E-MAIL: dwoel@oeo-eng.com

**LANDSCAPE ARCHITECT**  
 PHIL GRAHAM COMPANY, P.A.  
 436 SECOND STREET NORTH  
 ST. PETERSBURG, FLORIDA 33701  
 PH:(727) 821-5225 FAX:(727) 826-1626  
 E-MAIL: hbooth@pgca.com

#### OWNER:

JMC COMMUNITIES  
 2201 FOURTH STREET NORTH, SUITE 200  
 ST. PETERSBURG, FLORIDA 33704  
 PH:(727) 823-0022 FAX:(727) 821-2007

© JMC COMMUNITIES, INC. 2005

#### PROJECT:

### RESIDENCES AT SANDPEARL

470 MANDALAY AVENUE  
 CLEARWATER BEACH, FLORIDA 33767

#### SEAL:

#### ISSUED FOR: PERMIT

DATE: 4/5/06

#### REVISIONS:

No.	DATE	REMARKS

#### RECORD SET - ISSUED 03/02/2009

\* Disclaimer: This Record Document has been prepared based on information provided by others. Adache Group Architects has not verified the accuracy or completeness of this information and shall not be responsible for any errors or omissions that may be incorporated herein as a result.

#### SHEET TITLE:

WEST ELEVATION

ALL IDEAS, DESIGNS, ARRANGEMENTS, PLANS AND SPECIFICATIONS INDICATED OR REPRESENTED BY THIS DRAWING ARE OWNED BY, AND THE PROPERTY OF ADACHE GROUP ARCHITECTS, INC. AND WERE CREATED, EVOLVED AND DEVELOPED FOR USE ON, AND IN CONNECTION WITH, THE SPECIFIED PROJECT. NONE OF THESE IDEAS, PLANS, ARRANGEMENTS, AND SPECIFICATIONS SHALL BE USED BY OR DISCLOSED TO ANY PERSON, CORPORATION OR FIRM FOR ANY PURPOSE WHATSOEVER WITHOUT THE WRITTEN PERMISSION OF ADACHE GROUP ARCHITECTS, INC. VISUAL CONTACT WITH THESE PLANS OR SPECIFICATIONS SHALL CONSTITUTE CONCLUSIVE EVIDENCE OF ACCEPTANCE OF THESE RESTRICTIONS. ALL RIGHTS RESERVED. © 2005

#### DATE: 08/21/06

SCALE: 3/32" = 1'-0"

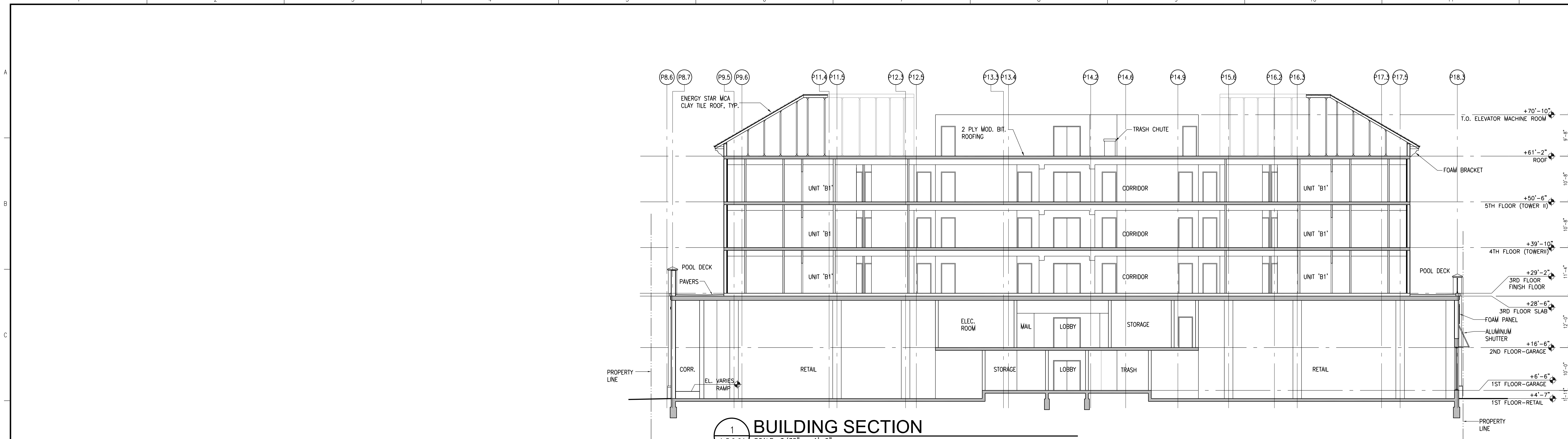
DRAWN BY:

CHECKED BY: CE

JOB NO.: 45.05A

#### SHEET NO.:

A.2.1.04



**1 BUILDING SECTION**  
A.3.0.01 SCALE: 3/32" = 1'-0"



**2 BUILDING SECTION**  
A.3.0.01 SCALE: 3/32" = 1'-0"

**PROJECT DESIGN TEAM:**  
**ARCHITECTS**  
ADACHE GROUP ARCHITECTS, INC.  
550 SOUTH FEDERAL HIGHWAY  
FT. LAUDERDALE, FLORIDA 33301  
PH:(954) 525-8133 FAX:(954) 728-8159  
E-MAIL: info@adache.com

**BLOODGOOD SHARP BUSTER**  
3816 WEST LINEBAUGH AVENUE, SUITE 212  
TAMPA, FLORIDA 33624  
PH:(813) 265-4808 FAX:(813) 265-4809  
E-MAIL: sbarker@sbadesign.com

**CIVIL ENGINEER**  
FLORIDA DESIGN CONSULTANTS  
3030 STARKEY BOULEVARD  
NEW PORT RICHEY, FLORIDA 34655  
PH:(727) 849-7508 FAX:(727) 846-9648  
E-MAIL: emaxcu@fdcsign.com

**M.E.P. ENGINEER**  
WADSWORTH-ONEAL ENGINEERING  
3416 COMMERCIAL PARK DRIVE  
FORT MYERS, FLORIDA 33912  
PH:(239) 454-5511 FAX:(239) 454-6401  
E-MAIL: dan@wadswortheng.com

**STRUCTURAL ENGINEER**  
O.E. OLSEN & ASSOCIATES  
3342 TYRONE BOULEVARD NORTH  
ST. PETERSBURG, FLORIDA 33710  
PH:(727) 345-0397 FAX:(727) 343-3207  
E-MAIL: dwoit@oeo-eng.com

**LANDSCAPE ARCHITECT**  
PHIL GRAHAM COMPANY, P.A.  
436 SECOND STREET NORTH  
ST. PETERSBURG, FLORIDA 33701  
PH:(727) 821-5225 FAX:(727) 826-1626  
E-MAIL: hboon@pgda.com

**OWNER:**  
JMC COMMUNITIES  
2201 FOURTH STREET NORTH, SUITE 200  
ST. PETERSBURG, FLORIDA 33704  
PH:(727) 823-0022 FAX:(727) 821-2007  
© JMC COMMUNITIES, INC. 2005

**PROJECT:**  
**RESIDENCES AT SANDPEARL**  
470 MANDALAY AVENUE  
CLEARWATER BEACH, FLORIDA 33767

**SEAL:**

**ISSUED FOR: PERMIT**  
**DATE: 7/18/05**

**REVISIONS:**

No.	DATE	REMARKS

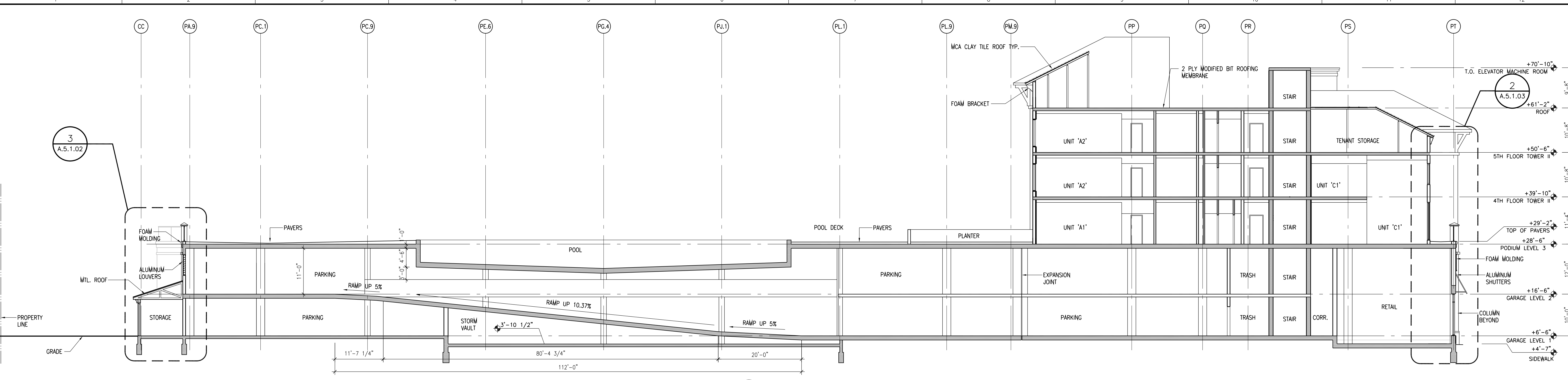
**RECORD SET - ISSUED 03/02/2009**  
\* Disclaimer: This Record Document has been prepared based on information provided by others. Adache Group Architects has not verified the accuracy or completeness of this information and shall not be responsible for any errors or omissions that may be incorporated hereinto as a result.

**SHEET TITLE:**  
**BUILDING SECTIONS**

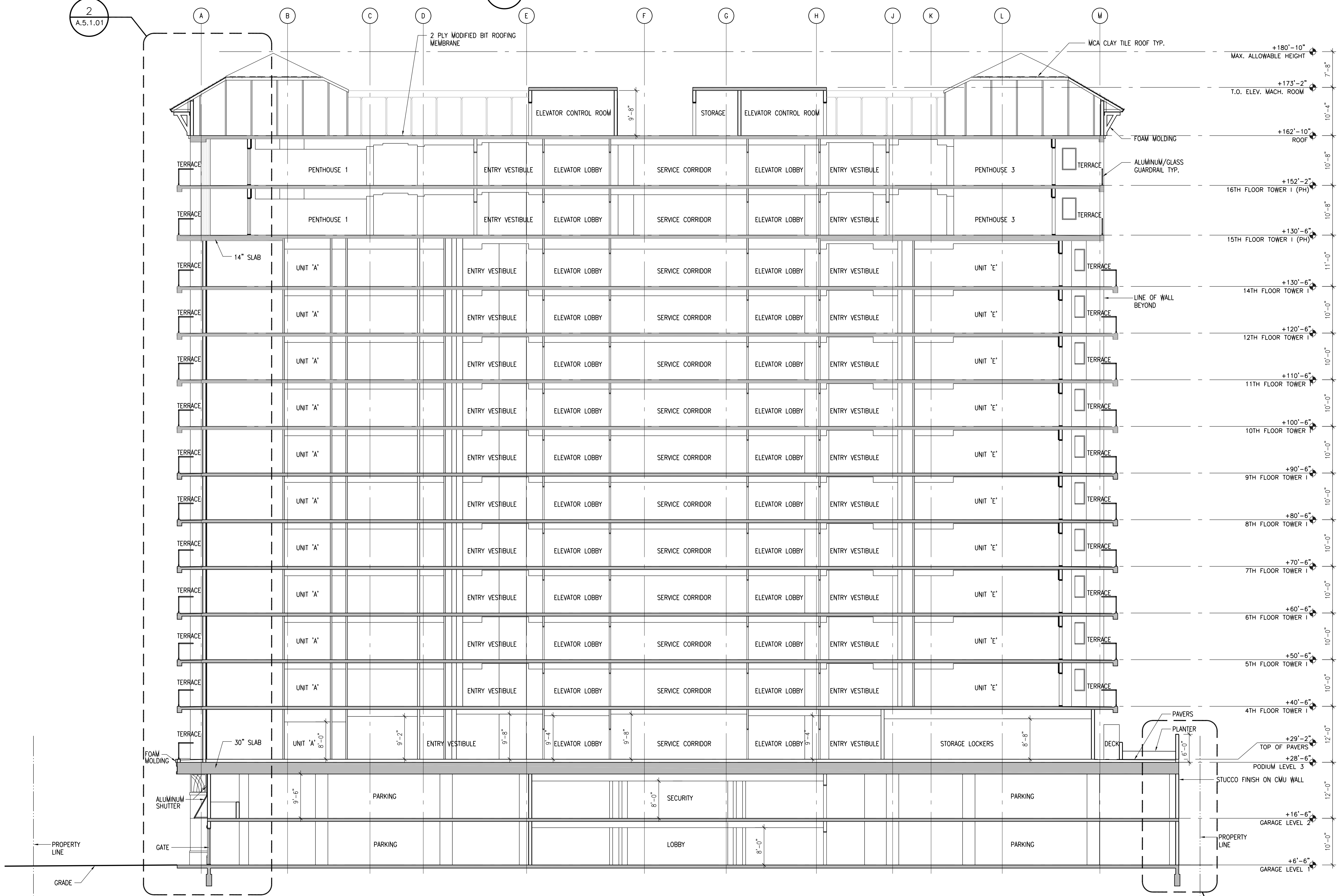
ALL IDEAS, DESIGNS, ARRANGEMENTS, PLANS AND SPECIFICATIONS INDICATED OR REPRESENTED BY THIS DRAWING ARE OWNED BY, AND THE PROPERTY OF ADACHE GROUP ARCHITECTS, INC. AND WERE CREATED, EVOLVED AND DEVELOPED FOR USE ON, AND IN CONNECTION WITH, THE SPECIFIED PROJECT. NONE OF THESE IDEAS, PLANS, ARRANGEMENTS, AND SPECIFICATIONS SHALL BE USED BY OR DISCLOSED TO ANY PERSON, CORPORATION OR FIRM FOR ANY PURPOSE WHATSOEVER WITHOUT THE WRITTEN PERMISSION OF ADACHE GROUP ARCHITECTS, INC. VISUAL CONTACT WITH THESE PLANS OR SPECIFICATIONS SHALL CONSTITUTE CONCLUSIVE EVIDENCE OF ACCEPTANCE OF THESE RESTRICTIONS. ALL RIGHTS RESERVED. © 2005

**DATE:** 08/21/06  
**SCALE:** 3/32" = 1'-0"  
**DRAWN BY:**  
**CHECKED BY:** CE  
**JOB NO.:** 45.05A

**SHEET NO.:**  
**A.3.0.01**



1 BUILDING SECTION  
A.3.0.02 SCALE: 3/32" = 1'-0"



2 BUILDING SECTION  
A.3.0.02 SCALE: 3/32" = 1'-0"

- PROJECT DESIGN TEAM:**  
**ARCHITECTS**  
 ADACHE GROUP ARCHITECTS, INC.  
 550 SOUTH FEDERAL HIGHWAY  
 FT. LAUDERDALE, FLORIDA 33301  
 PH:(954) 525-1133 FAX:(954) 728-8159  
 E-MAIL: info@adache.com  
**BLOODGOOD SHARP BUSTER**  
 3818 WEST LINEBAUGH AVENUE, SUITE 212  
 TAMPA, FLORIDA 33604  
 PH:(813) 285-4808 FAX:(813) 285-4809  
 E-MAIL: sbarker@bshbdesign.com  
**CIVIL ENGINEER**  
 FLORIDA DESIGN CONSULTANTS  
 3030 STARKLEY BOULEVARD  
 NEW PORT RICHEY, FLORIDA 34655  
 PH:(727) 849-7588 FAX:(727) 848-3648  
 E-MAIL: emazzur@fdesign.com  
**M.E.P. ENGINEER**  
 WADSWORTH-ONEAL ENGINEERING  
 5818 COMMERCIAL PARK DRIVE  
 FORT MYERS, FLORIDA 33912  
 PH:(239) 454-5511 FAX:(239) 454-5401  
 E-MAIL: don@wadsworth-eng.com  
**STRUCTURAL ENGINEER**  
 O.E. OLSEN & ASSOCIATES  
 3342 TYNONE BOULEVARD NORTH  
 ST. PETERSBURG, FLORIDA 33710  
 PH:(727) 345-9397 FAX:(727) 343-3207  
 E-MAIL: douff@oeo-eng.com  
**LANDSCAPE ARCHITECT**  
 PHIL GRAHAM COMPANY, P.A.  
 436 SECOND STREET NORTH  
 ST. PETERSBURG, FLORIDA 33701  
 PH:(727) 821-9225 FAX:(727) 826-1826  
 E-MAIL: hbooth@pgda.com

**OWNER:**  
 JMC COMMUNITIES  
 2201 FOURTH STREET NORTH, SUITE 200  
 ST. PETERSBURG, FLORIDA 33704  
 PH:(727) 823-0022 FAX:(727) 821-2007  
 © JMC COMMUNITIES, INC. 2005

**PROJECT:**  
**RESIDENCES AT SANDPEARL**  
 470 MANDALAY AVENUE  
 CLEARWATER BEACH, FLORIDA 33767

**SEAL:**  
 \_\_\_\_\_

**ISSUED FOR: PERMIT**  
**DATE: 7/18/05**

**REVISIONS:**

No.	DATE	REMARKS

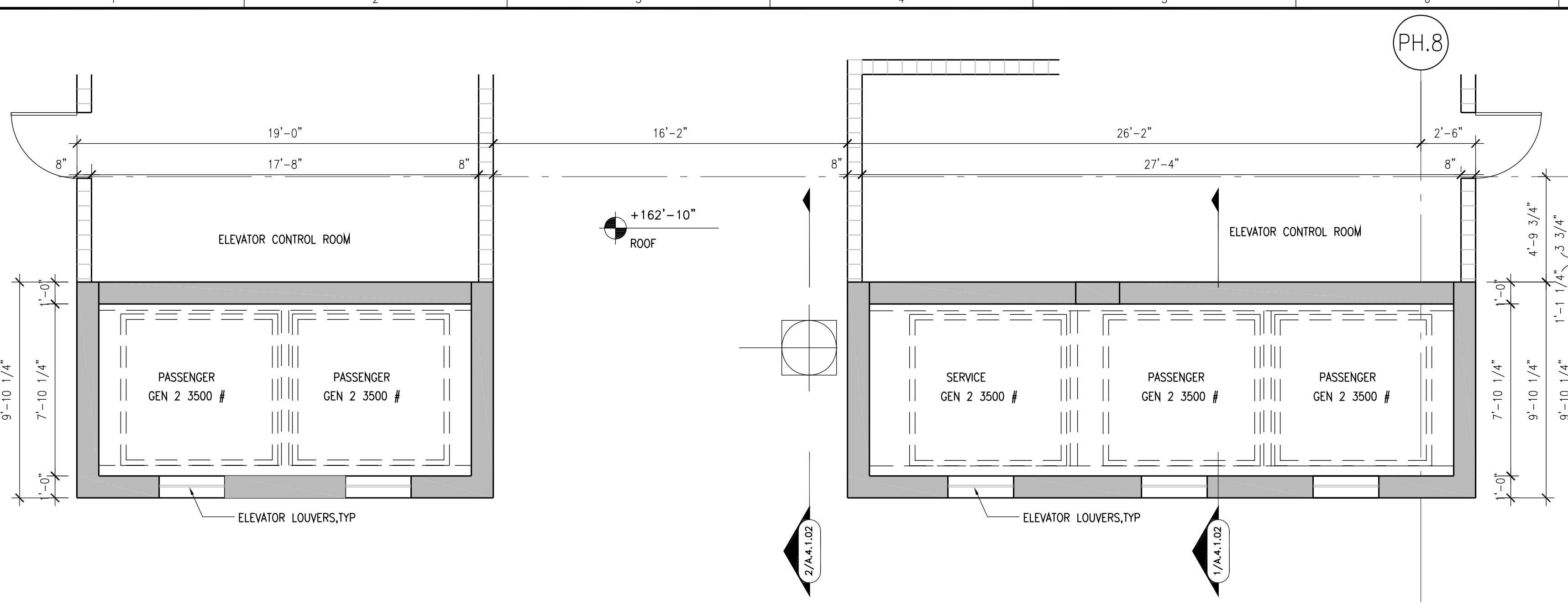
**RECORD SET - ISSUED 03/02/2009**  
 \*Disclaimer: This Record Document has been prepared based on information provided by others. Adache Group Architects has not verified the accuracy or completeness of this information and shall not be responsible for any errors or omissions that may be incorporated hereinto as a result.

**SHEET TITLE:**  
**BUILDING SECTIONS**

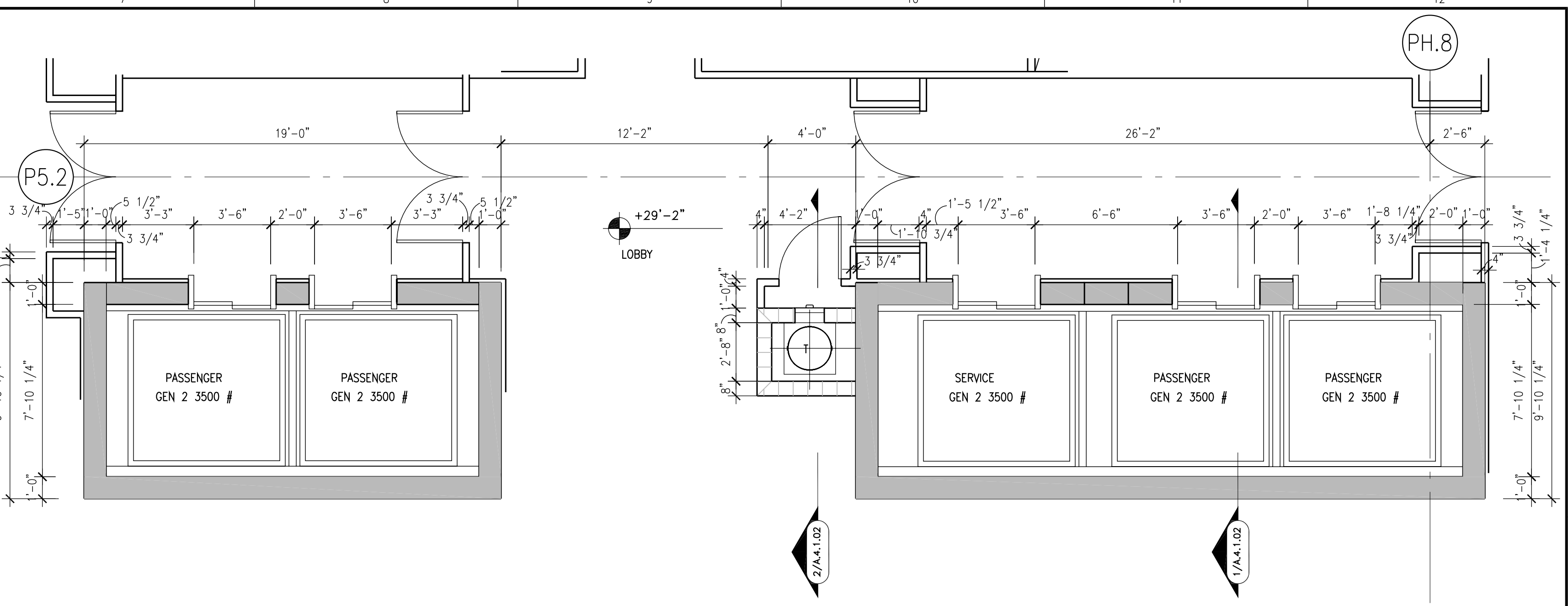
ALL IDEAS, DESIGNS, ARRANGEMENTS, PLANS AND SPECIFICATIONS INDICATED OR REPRESENTED BY THIS DRAWING ARE OWNED BY, AND THE PROPERTY OF ADACHE GROUP ARCHITECTS, INC. AND WERE CREATED, EVOLVED AND DEVELOPED FOR USE ON, AND IN CONNECTION WITH, THE SPECIFIED PROJECT. NONE OF THESE IDEAS, PLANS, ARRANGEMENTS, AND SPECIFICATIONS SHALL BE USED BY OR DISCLOSED TO ANY PERSON, CORPORATION OR FIRM FOR ANY PURPOSE WHATSOEVER WITHOUT THE WRITTEN PERMISSION OF ADACHE GROUP ARCHITECTS, INC. VISUAL CONTACT WITH THESE PLANS OR SPECIFICATIONS SHALL CONSTITUTE CONCLUSIVE EVIDENCE OF ACCEPTANCE OF THESE RESTRICTIONS. ALL RIGHTS RESERVED. © 2005

**DATE:** 08/21/06  
**SCALE:** 3/32" = 1'-0"  
**DRAWN BY:**  
**CHECKED BY:** CE  
**JOB NO.:** 45.05A

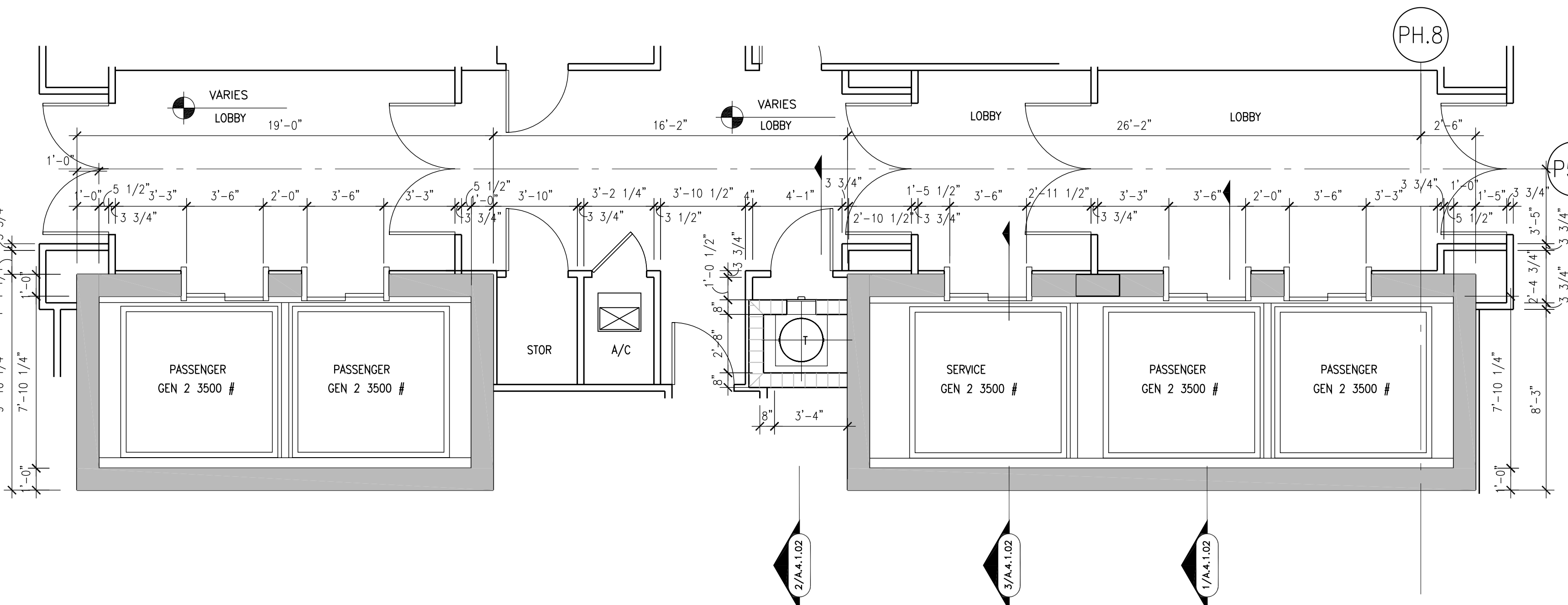
**SHEET NO.:**  
**A.3.0.02**



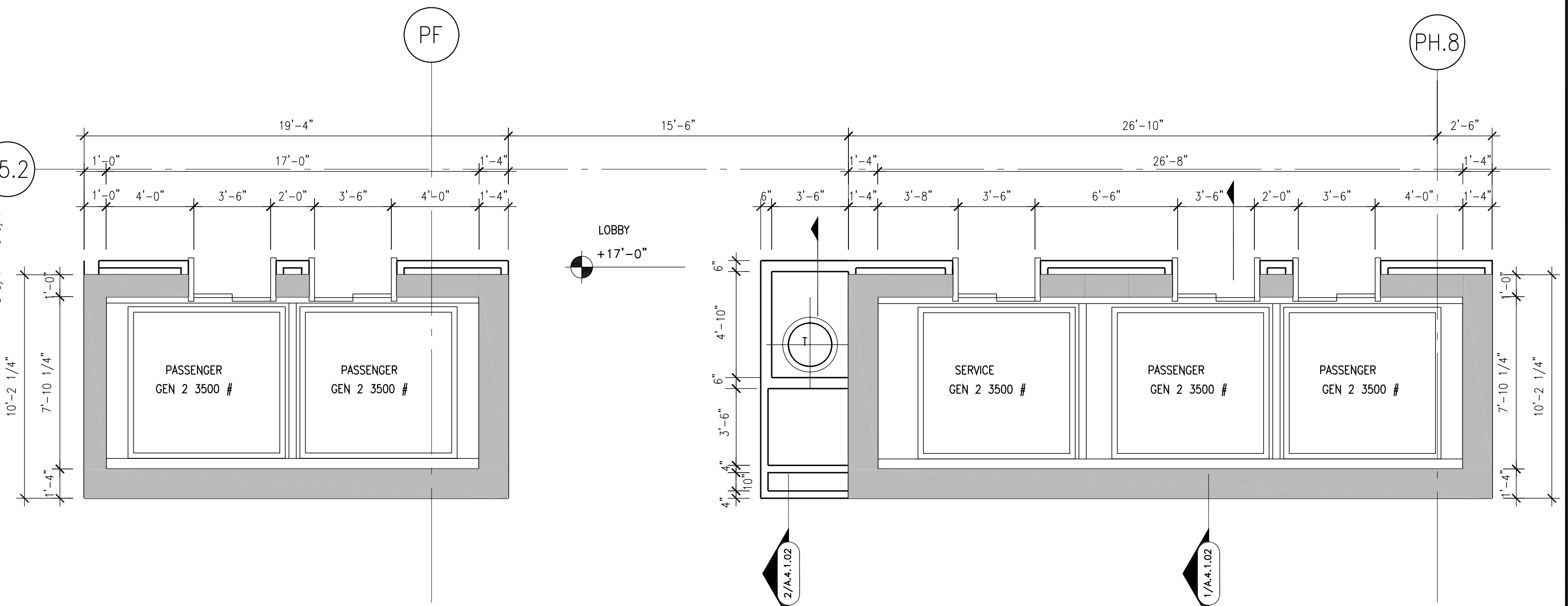
6 ROOF ELEVATOR PLAN  
A-4.1.01 SCALE: 1/4" = 1'-0"



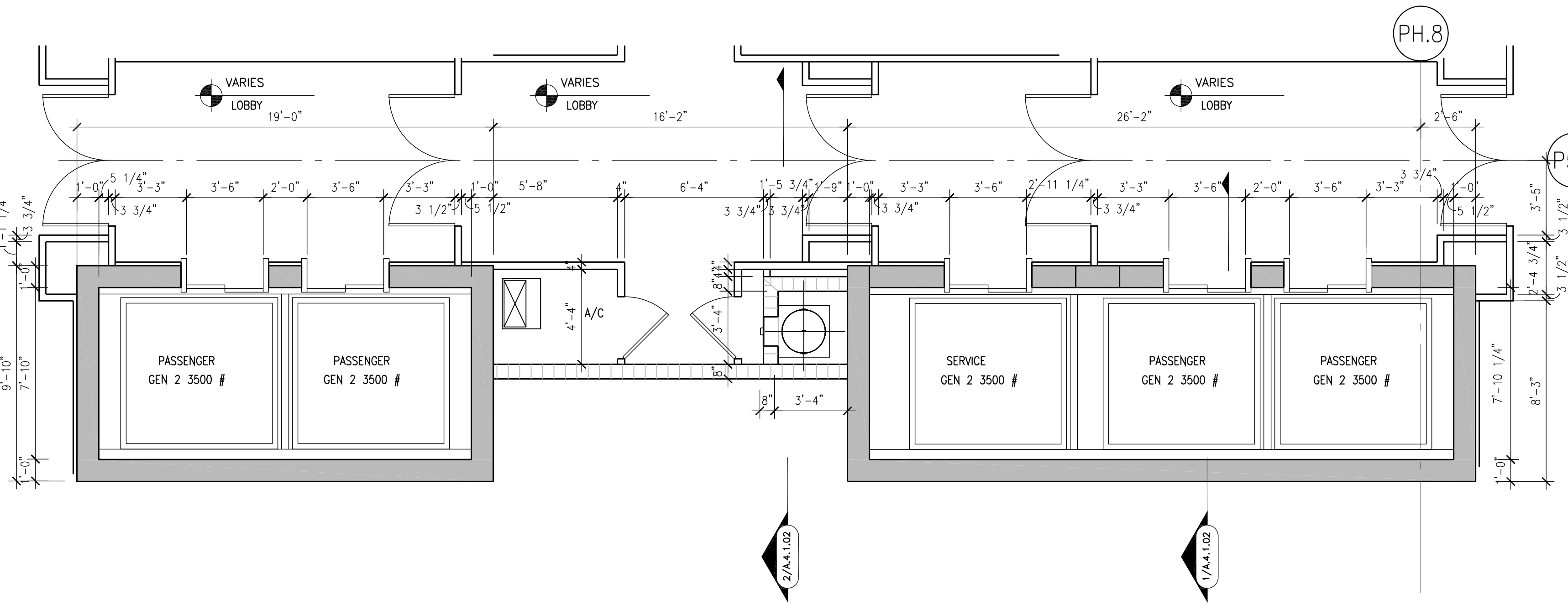
3 3RD FLOOR ELEVATOR PLAN  
A-4.1.01 SCALE: 1/4" = 1'-0"



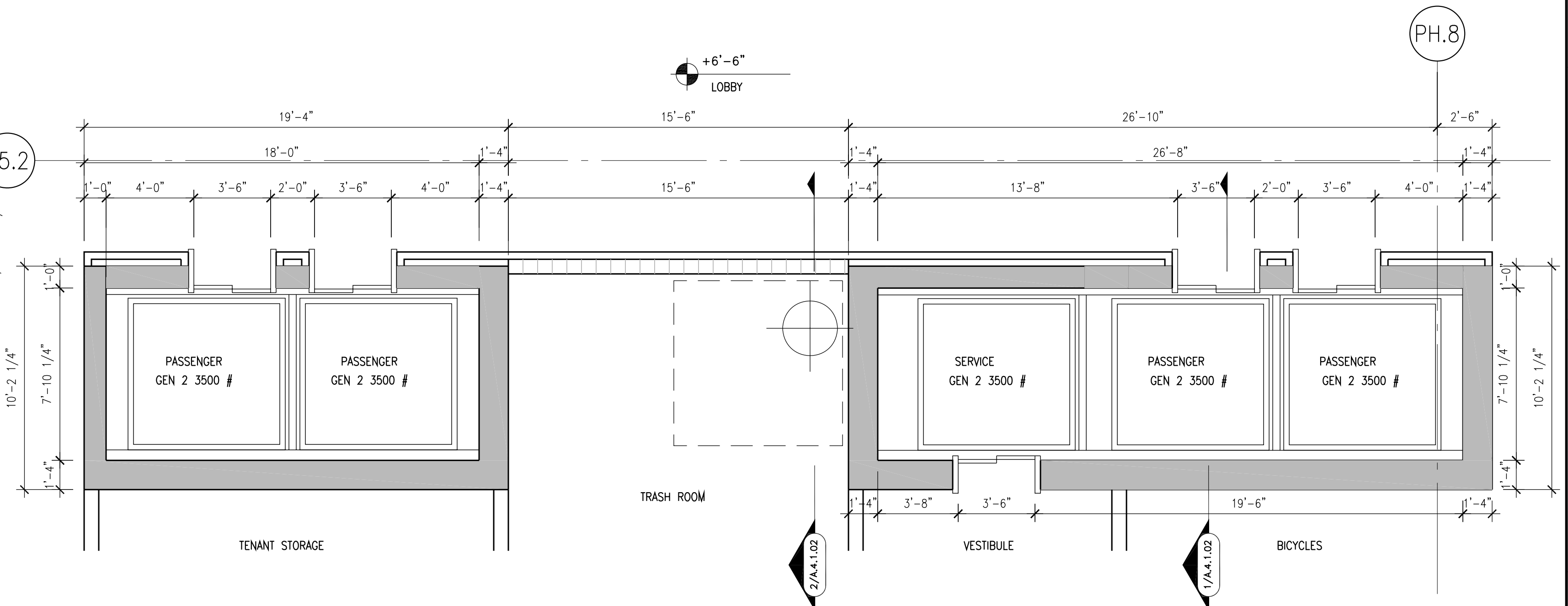
5 15TH TO 16TH FLOOR ELEVATOR PLAN  
A-4.1.01 SCALE: 1/4" = 1'-0"



2 2ND FLOOR ELEVATOR PLAN  
A-4.1.01 SCALE: 1/4" = 1'-0"



4 4TH TO 14TH FLOOR ELEVATOR PLAN  
A-4.1.01 SCALE: 1/4" = 1'-0"



1 1ST FLOOR ELEVATOR PLAN  
A-4.1.01 SCALE: 1/4" = 1'-0"

GENERAL NOTE:  
PROVIDE A 4'-6" MASONRY OPENING FOR THE ELEVATOR FRAMES

**PROJECT DESIGN TEAM:**  
**ARCHITECTS**  
ADACHE GROUP ARCHITECTS, INC.  
550 SOUTH FEDERAL HIGHWAY  
FT. LAUDERDALE, FLORIDA 33301  
PH (954) 525-8133 FAX (954) 728-8159  
E-MAIL: info@adache.com  
**BLOODGOOD SHARP BUSTER**  
3816 WEST LINEBAUGH AVENUE, SUITE 212  
TAMPA, FLORIDA 33628  
PH (813) 265-8088 FAX (813) 285-4809  
E-MAIL: sbarker@bsbdesign.com  
**CIVIL ENGINEER**  
FLORIDA DESIGN CONSULTANTS  
3030 STARKEY BOULEVARD  
NEW PORT RICHEY, FLORIDA 34655  
PH (727) 849-7588 FAX (727) 846-3648  
E-MAIL: emazzur@fdcsign.com  
**M.E.P. ENGINEER**  
WADSWORTH-ONEAL ENGINEERING  
3245 COMMERCIAL PARK DRIVE  
FORT MYERS, FLORIDA 33912  
PH (239) 454-5611 FAX (239) 454-6401  
E-MAIL: can@wadswortheng.com  
**STRUCTURAL ENGINEER**  
O.E. OLSEN & ASSOCIATES  
3342 TYRONE BOULEVARD NORTH  
ST. PETERSBURG, FLORIDA 33710  
PH (727) 345-6397 FAX (727) 343-3207  
E-MAIL: dwoit@oee-eng.com  
**LANDSCAPE ARCHITECT**  
PHIL GRAHAM COMPANY, P.A.  
436 SECOND STREET NORTH  
ST. PETERSBURG, FLORIDA 33701  
PH (727) 821-5225 FAX (727) 826-1626  
E-MAIL: phil@pgca.com

**OWNER:**  
JMC COMMUNITIES  
2201 FOURTH STREET NORTH, SUITE 200  
ST. PETERSBURG, FLORIDA 33704  
PH (727) 823-0022 FAX (727) 821-2007  
© JMC COMMUNITIES, INC. 2005

**PROJECT:**  
**RESIDENCES AT SANDPEARL**  
470 MANDALAY AVENUE  
CLEARWATER BEACH, FLORIDA 33767

**SEAL:**

**ISSUED FOR: PERMIT**  
**DATE: 7/18/05**

**REVISIONS:**

No.	DATE	REMARKS

**RECORD SET - ISSUED 03/02/2009**  
\* Disclaimer: This Record Document has been prepared based on information provided by others. Adache Group Architects has not verified the accuracy or completeness of this information and shall not be responsible for any errors or omissions that may be incorporated hereinto as a result.

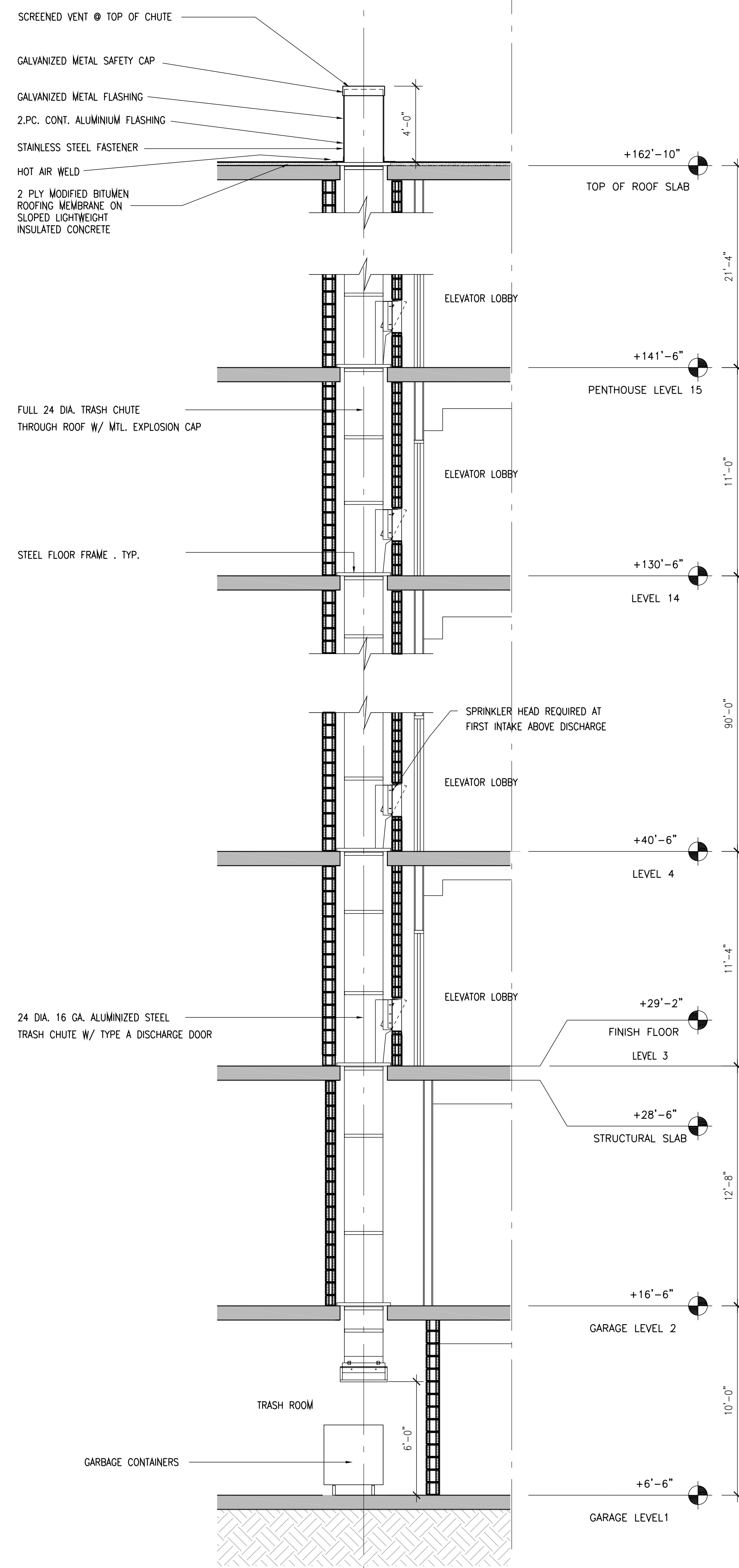
**SHEET TITLE:**  
**ENLARGED TRASH CHUTE AND ELEVATOR PLANS**

ALL IDEAS, DESIGNS, ARRANGEMENTS, PLANS AND SPECIFICATIONS INDICATED OR REPRESENTED BY THIS DRAWING ARE OWNED BY, AND THE PROPERTY OF ADACHE GROUP ARCHITECTS, INC. AND WERE CREATED, EVOLVED AND DEVELOPED FOR USE ON, AND IN CONNECTION WITH, THE SPECIFIED PROJECT. NONE OF THESE IDEAS, PLANS, ARRANGEMENTS, AND SPECIFICATIONS SHALL BE USED BY OR DISCLOSED TO ANY PERSON, CORPORATION OR FIRM FOR ANY PURPOSE WHATSOEVER WITHOUT THE WRITTEN PERMISSION OF ADACHE GROUP ARCHITECTS, INC. VISUAL CONTACT WITH THESE PLANS OR SPECIFICATIONS SHALL CONSTITUTE CONCLUSIVE EVIDENCE OF ACCEPTANCE OF THESE RESTRICTIONS. ALL RIGHTS RESERVED. © 2005

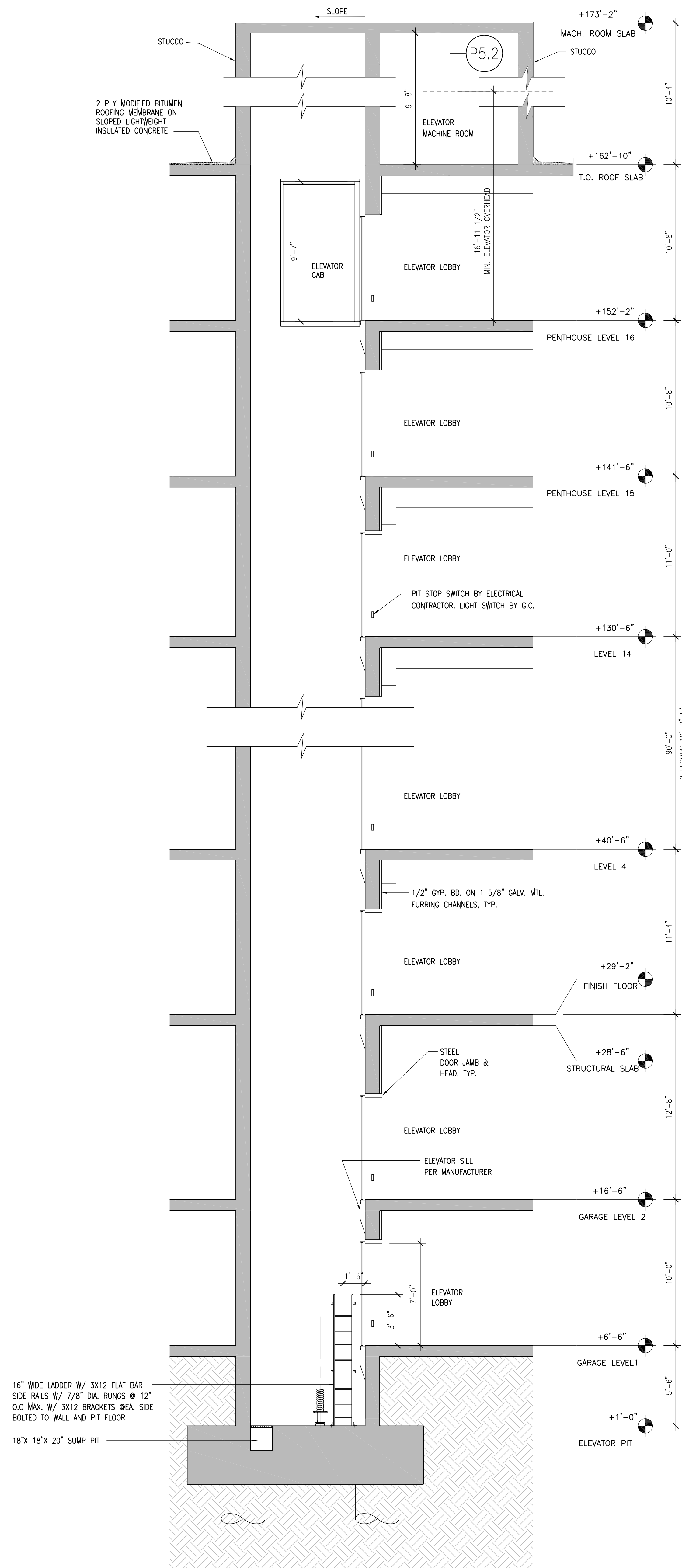
**DATE:** 08/21/06  
**SCALE:** 1/4" = 1'-0"  
**DRAWN BY:**  
**CHECKED BY:** CE  
**JOB NO.:** 45.05A

**SHEET NO.:**  
**A.4.1.01**

**3 NOT USED**  
A.4.1.02 SCALE: 1 1/2" = 1'-0"



**2 TRASH CHUTE SECTION**  
A.4.1.02 SCALE: 1/4" = 1'-0"



**1 ELEVATOR SECTION**  
A.4.1.02 SCALE: 1/4" = 1'-0"

**PROJECT DESIGN TEAM:**  
**ARCHITECTS**  
 ADACHE GROUP ARCHITECTS, INC.  
 550 SOUTH FEDERAL HIGHWAY  
 FT. LAUDERDALE, FLORIDA 33301  
 PH:(954) 525-8133 FAX:(954) 728-8159  
 E-MAIL: info@adache.com  
**BLOODGOOD SHARP BUSTER**  
 3816 WEST LINEBAUGH AVENUE, SUITE 212  
 TAMPA, FLORIDA 33624  
 PH:(813) 265-4808 FAX:(813) 285-4809  
 E-MAIL: sbarker@sbdesign.com  
**CIVIL ENGINEER**  
 FLORIDA DESIGN CONSULTANTS  
 3030 STARKEY BOULEVARD  
 NEW PORT RICHEY, FLORIDA 34655  
 PH:(727) 849-7588 FAX:(727) 848-3648  
 E-MAIL: emazzu@fdesign.com  
**M.E.P. ENGINEER**  
 WADSWORTH-ONEAL ENGINEERING  
 6818 COMMERCE PARK DRIVE  
 FORT MYERS, FLORIDA 33912  
 PH:(239) 454-5611 FAX:(239) 454-6401  
 E-MAIL: don@wadsworth-eng.com  
**STRUCTURAL ENGINEER**  
 O.E. OLSEN & ASSOCIATES  
 3342 TYRONE BOULEVARD NORTH  
 ST. PETERSBURG, FLORIDA 33710  
 PH:(727) 345-9397 FAX:(727) 343-3207  
 E-MAIL: dwoit@oeo-eng.com  
**LANDSCAPE ARCHITECT**  
 PHIL GRAHAM COMPANY, P.A.  
 436 SECOND STREET NORTH  
 ST. PETERSBURG, FLORIDA 33701  
 PH:(727) 821-5225 FAX:(727) 826-1626  
 E-MAIL: hbooth@pgda.com

**OWNER:**  
 JMC COMMUNITIES  
 2201 FOURTH STREET NORTH, SUITE 200  
 ST. PETERSBURG, FLORIDA 33704  
 PH:(727) 823-0022 FAX:(727) 821-2007  
 © JMC COMMUNITIES, INC. 2005

**PROJECT:**  
**RESIDENCES AT SANDPEARL**  
 470 MANDALAY AVENUE  
 CLEARWATER BEACH, FLORIDA 33767

**SEAL:**

**ISSUED FOR: PERMIT**  
**DATE: 7/18/05**

**REVISIONS:**

No.	DATE	REMARKS

**RECORD SET - ISSUED 03/02/2009**  
 \* Disclaimer: This Record Document has been prepared based on information provided by others. Adache Group Architects has not verified the accuracy or completeness of this information and shall not be responsible for any errors or omissions that may be incorporated herein as a result.

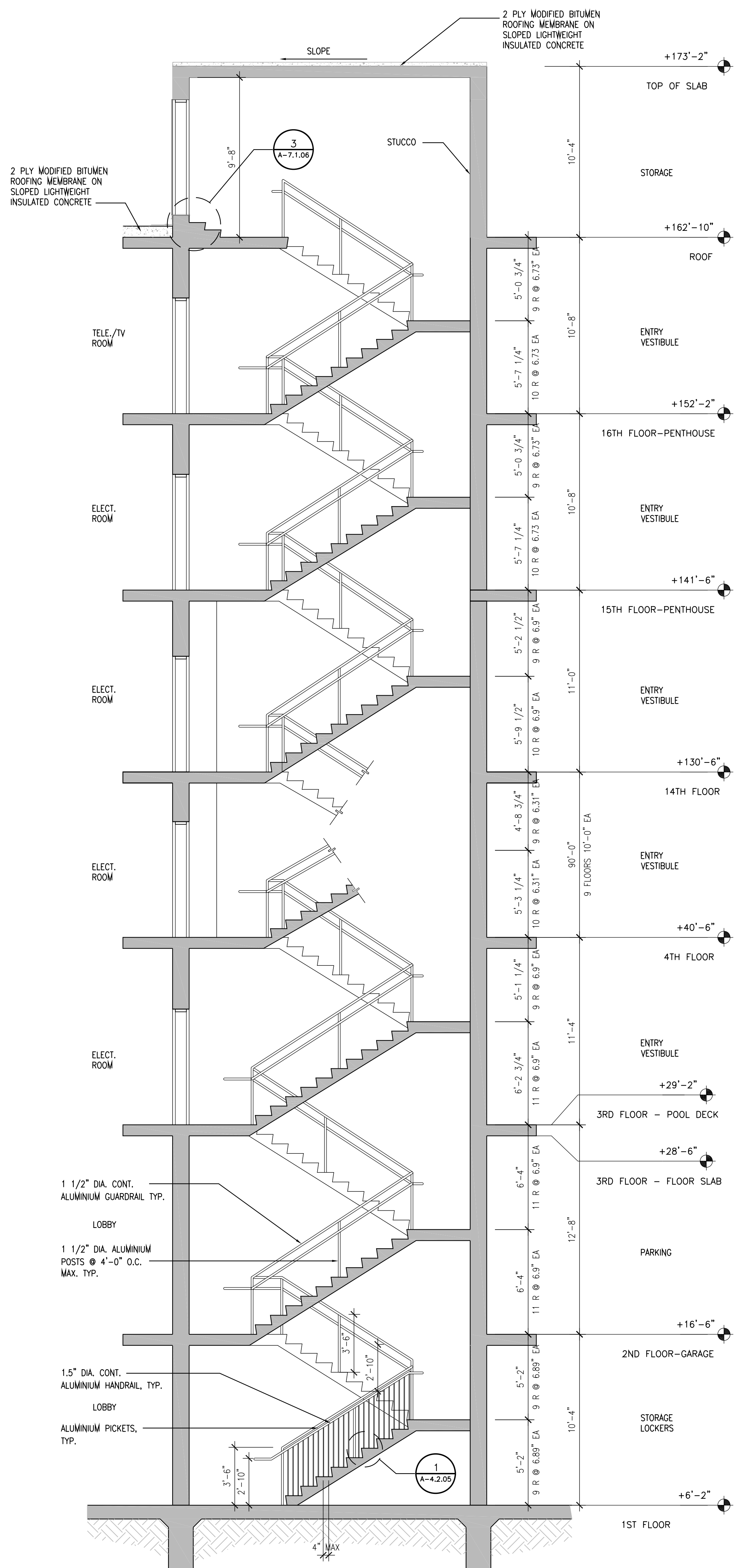
**SHEET TITLE:**  
**TRASH CHUTE/ ELEVATOR SECTIONS**

ALL IDEAS, DESIGNS, ARRANGEMENTS, PLANS AND SPECIFICATIONS INDICATED OR REPRESENTED BY THIS DRAWING ARE OWNED BY, AND THE PROPERTY OF ADACHE GROUP ARCHITECTS, INC. AND WERE CREATED, EVOLVED AND DEVELOPED FOR USE ON, AND IN CONNECTION WITH, THE SPECIFIED PROJECT. NONE OF THESE IDEAS, PLANS, ARRANGEMENTS, AND SPECIFICATIONS SHALL BE USED BY OR DISCLOSED TO ANY PERSON, CORPORATION OR FIRM FOR ANY PURPOSE WHATSOEVER WITHOUT THE WRITTEN PERMISSION OF ADACHE GROUP ARCHITECTS, INC. VISUAL CONTACT WITH THESE PLANS OR SPECIFICATIONS SHALL CONSTITUTE CONCLUSIVE EVIDENCE OF ACCEPTANCE OF THESE RESTRICTIONS. ALL RIGHTS RESERVED. © 2005

**DATE:** 08/21/06  
**SCALE:** 1/4" = 1'-0"  
**DRAWN BY:**  
**CHECKED BY:** CE  
**JOB NO.:** 45.05A

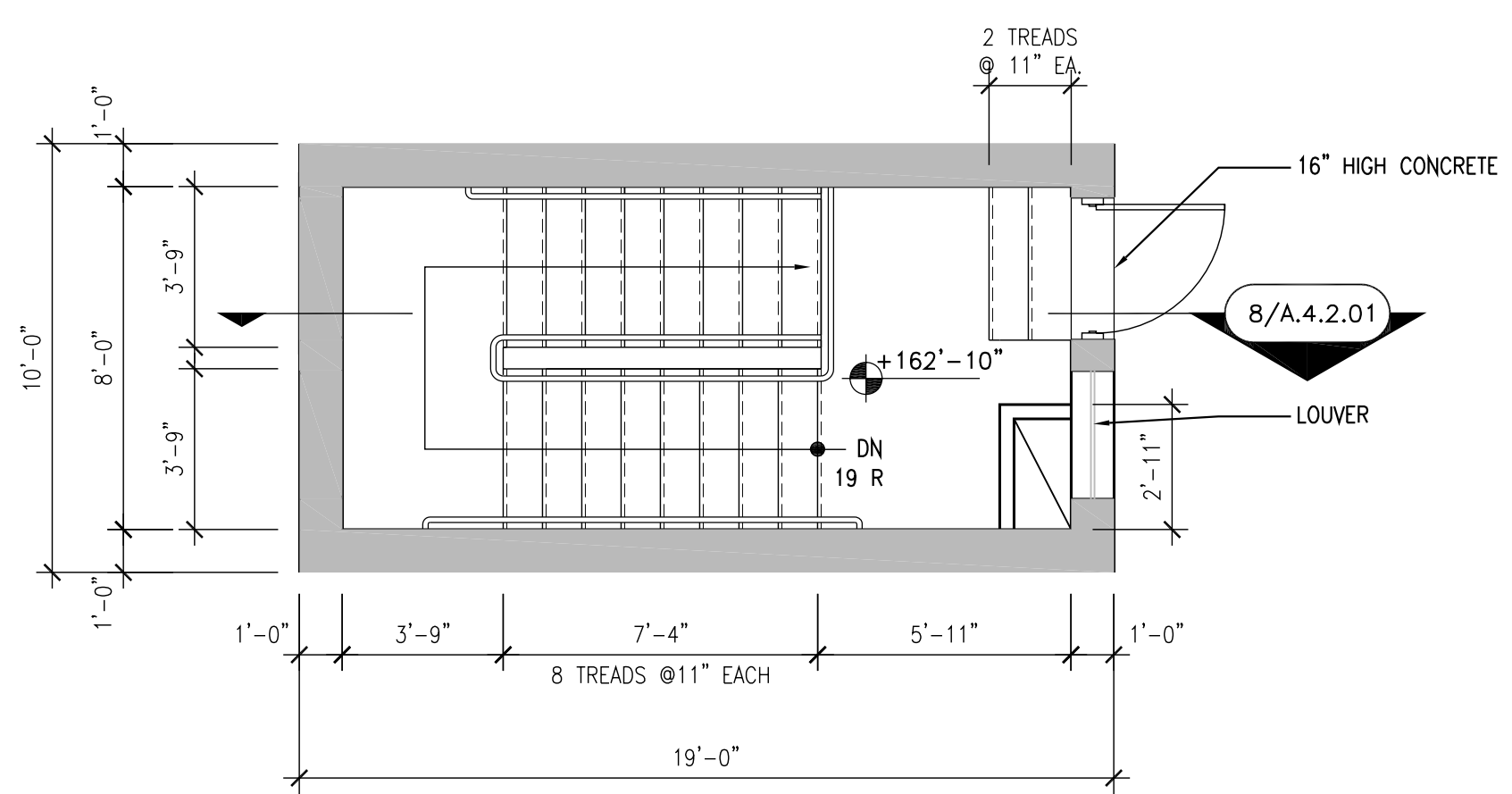
**SHEET NO.:**  
**A.4.1.02**



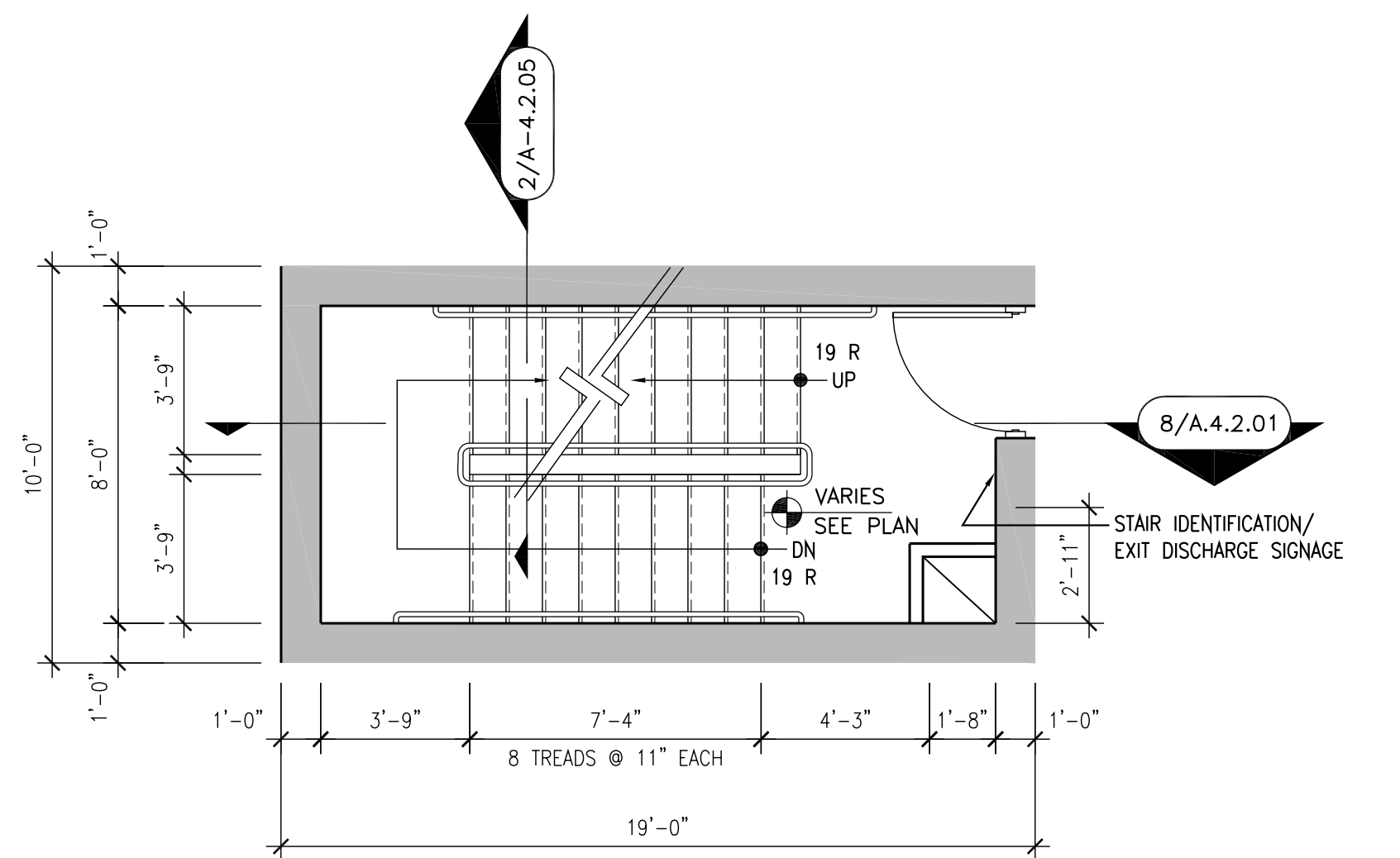


8 STAIR 2 SECTION  
A.4.2.01 SCALE: 1/4" = 1'-0"

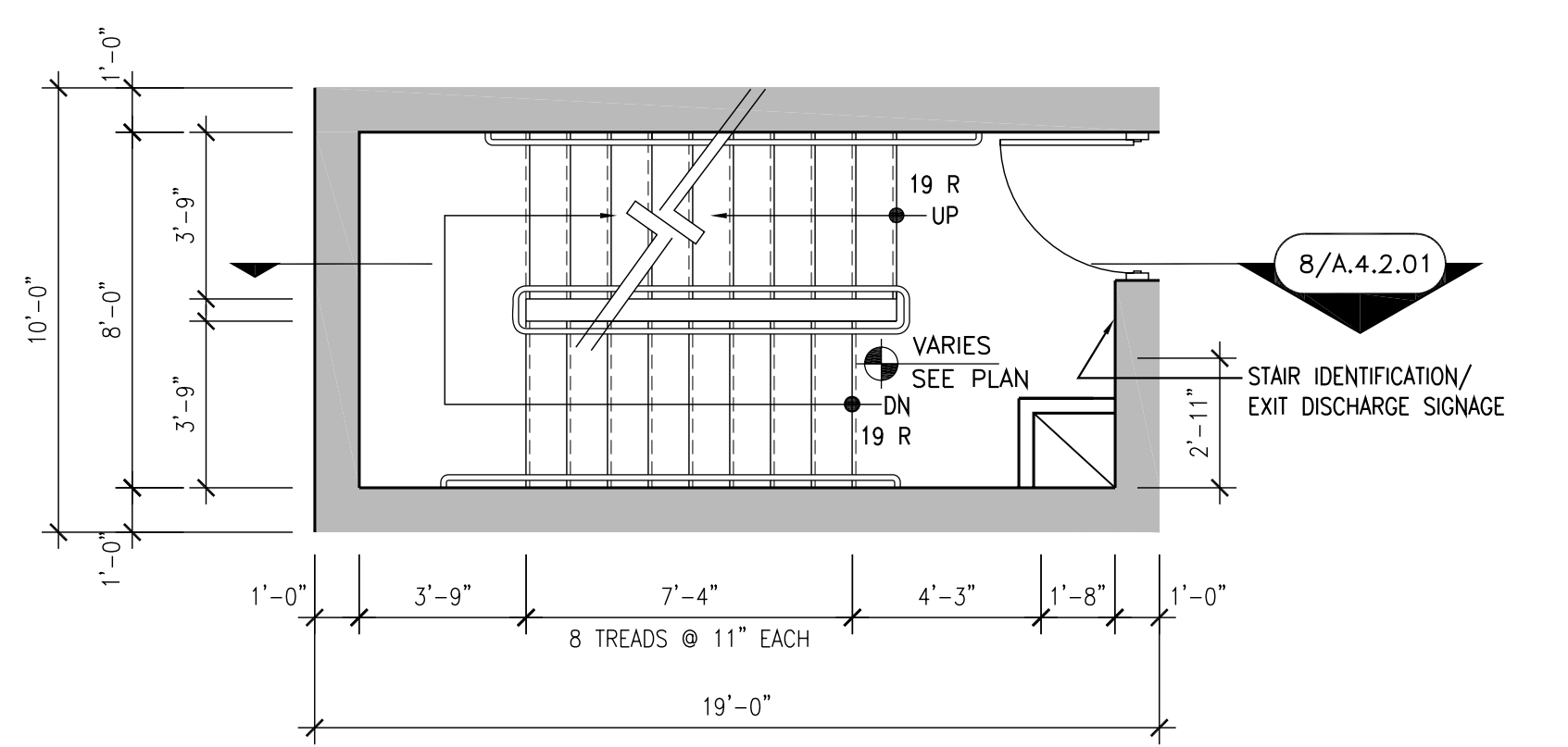
NOTE:  
STAIR NO. 2 AS SHOWN  
STAIR NO. 1 SIMILAR,  
OPPOSITE HAND.



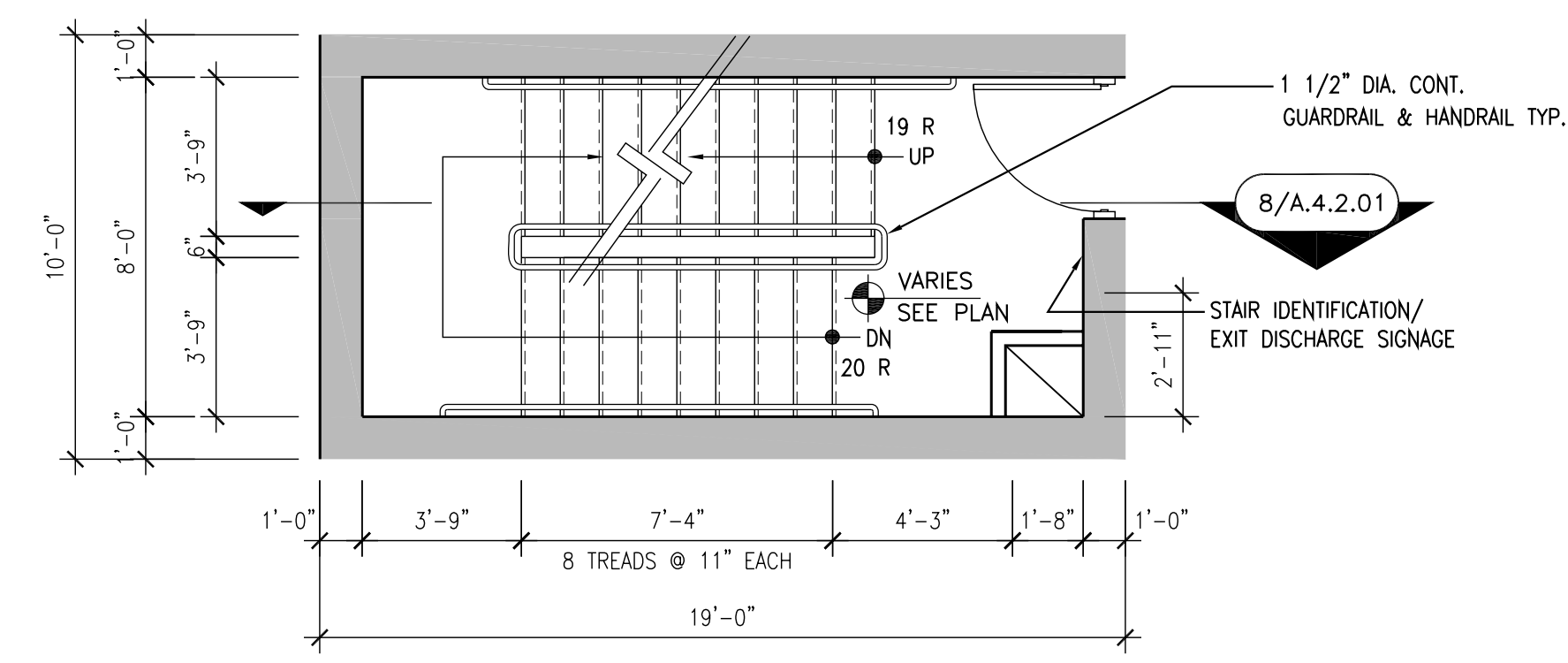
7 ROOF PLAN STAIR 2  
A.4.2.01 SCALE: 1/4" = 1'-0"



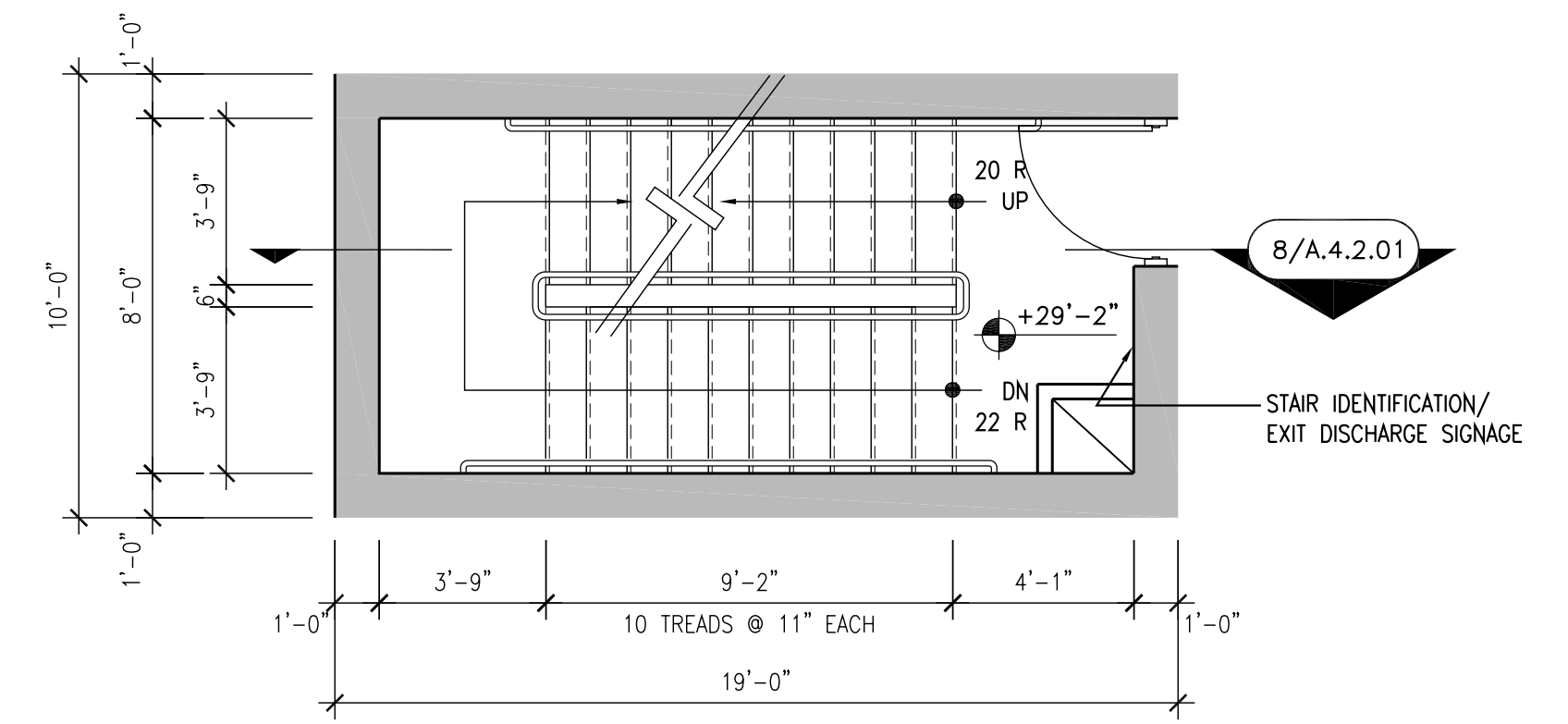
6 15TH - 16TH FLOOR PLAN STAIR 2  
A.4.2.01 SCALE: 1/4" = 1'-0"



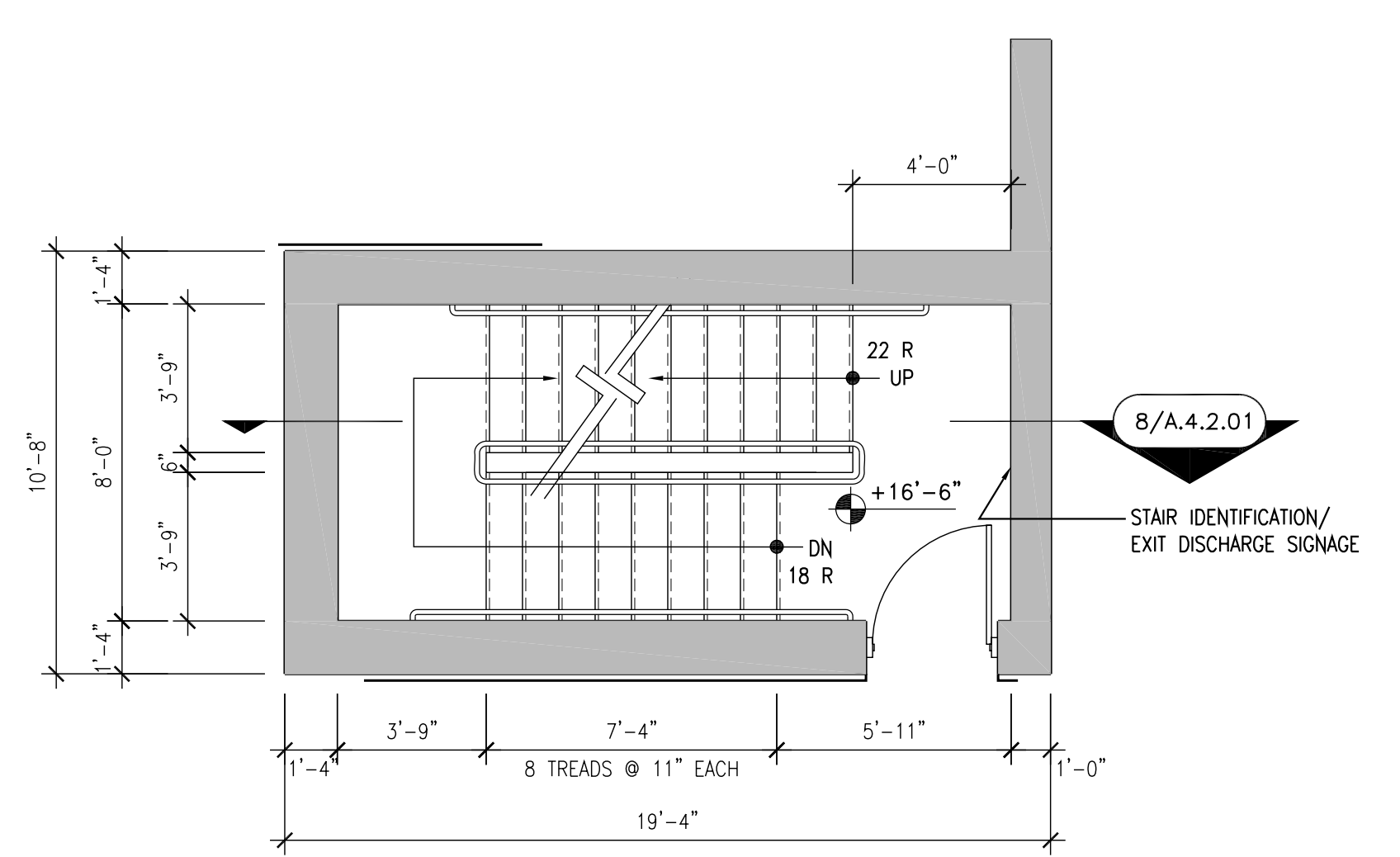
5 5TH - 14TH FLOOR PLAN STAIR 2  
A.4.2.01 SCALE: 1/4" = 1'-0"



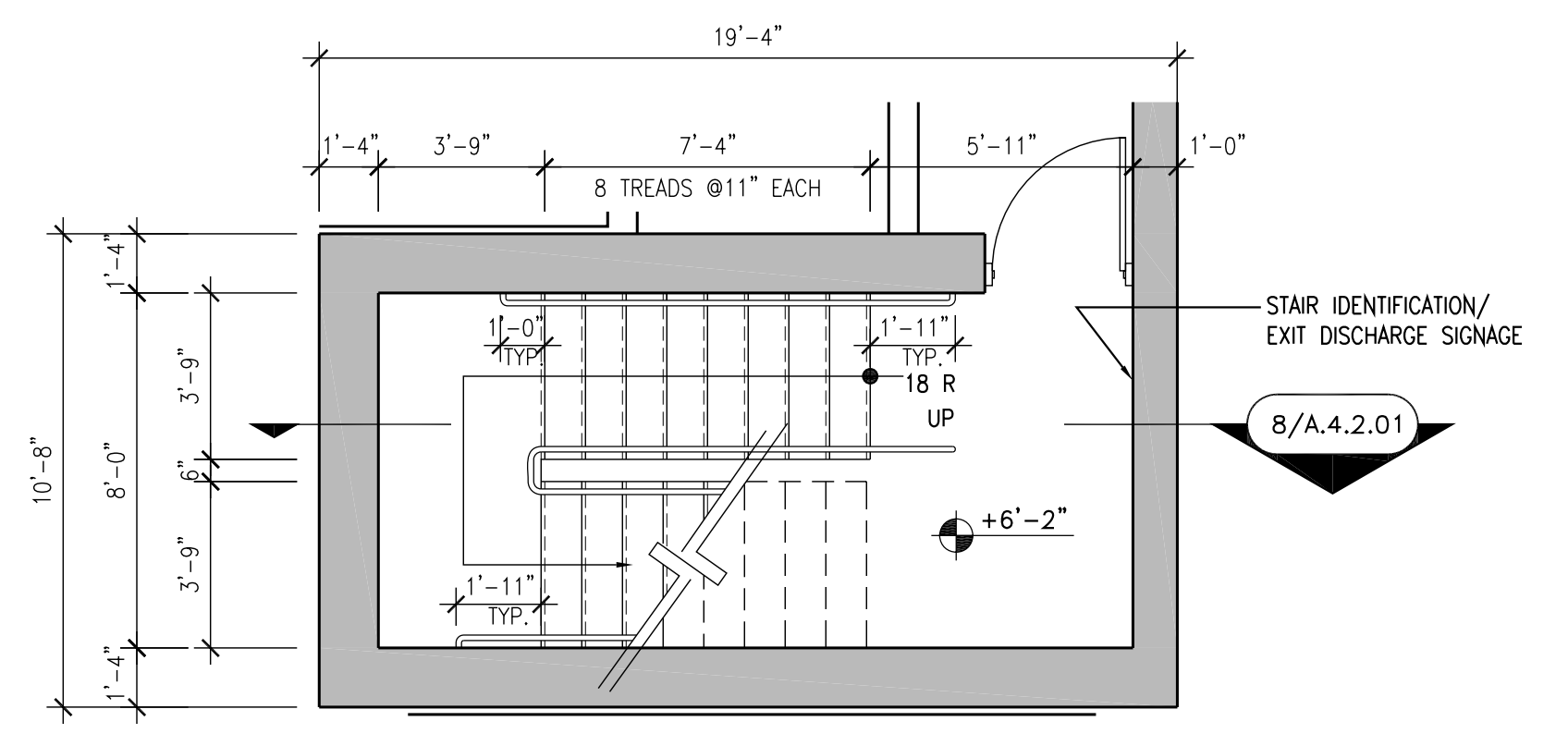
4 4TH FLOOR PLAN STAIR 2  
A.4.2.01 SCALE: 1/4" = 1'-0"



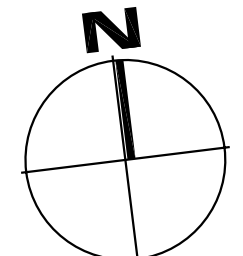
3 3RD FLOOR PLAN STAIR 2  
A.4.2.01 SCALE: 1/4" = 1'-0"



2 2ND FLOOR PLAN STAIR 2  
A.4.2.01 SCALE: 1/4" = 1'-0"



1 1ST FLOOR PLAN STAIR 2  
A.4.2.01 SCALE: 1/4" = 1'-0"



**PROJECT DESIGN TEAM:**  
**ARCHITECTS**  
 ADACHE GROUP ARCHITECTS, INC.  
 550 SOUTH FEDERAL HIGHWAY  
 FT. LAUDERDALE, FLORIDA 33301  
 PH.(954) 525-8133 FAX.(954) 728-8159  
 E-MAIL: info@adache.com  
**BLOODGOOD SHARP BUSTER**  
 3816 WEST LINEBAUGH AVENUE, SUITE 212  
 TAMPA, FLORIDA 33604  
 PH.(813) 265-4808 FAX.(813) 265-4809  
 E-MAIL: sbarker@bsbdesign.com  
**CIVIL ENGINEER**  
 FLORIDA DESIGN CONSULTANTS  
 3030 STARKEY BOULEVARD  
 NEW PORT RICHEY, FLORIDA 34655  
 PH.(727) 849-7588 FAX.(727) 848-3648  
 E-MAIL: emazzur@fdcsign.com  
**M.E.P. ENGINEER**  
 WADSWORTH-ONEAL ENGINEERING  
 5616 COMMERCIAL PARK DRIVE  
 FORT MYERS, FLORIDA 33912  
 PH.(239) 454-5611 FAX.(239) 454-5601  
 E-MAIL: don@wadsworth-eng.com  
**STRUCTURAL ENGINEER**  
 O.E. OLSEN & ASSOCIATES  
 3342 TYRONE BOULEVARD NORTH  
 ST. PETERSBURG, FLORIDA 33710  
 PH.(727) 345-0397 FAX.(727) 343-3207  
 E-MAIL: doell@oeo-eng.com  
**LANDSCAPE ARCHITECT**  
 PHIL GRAM COMPANY, P.A.  
 436 SECOND STREET NORTH  
 ST. PETERSBURG, FLORIDA 33701  
 PH.(727) 821-5225 FAX.(727) 826-1626  
 E-MAIL: phil@pgda.com

**OWNER:**  
 JMC COMMUNITIES  
 2201 FOURTH STREET NORTH, SUITE 200  
 ST. PETERSBURG, FLORIDA 33704  
 PH.(727) 823-0022 FAX.(727) 821-2007  
 © JMC COMMUNITIES, INC. 2005

**PROJECT:**  
**RESIDENCES AT SANDPEARL**  
 470 MANDALAY AVENUE  
 CLEARWATER BEACH, FLORIDA 33767

**SEAL:**

**ISSUED FOR: PERMIT**  
**DATE: 7/18/05**

**REVISIONS:**

No.	DATE	REMARKS

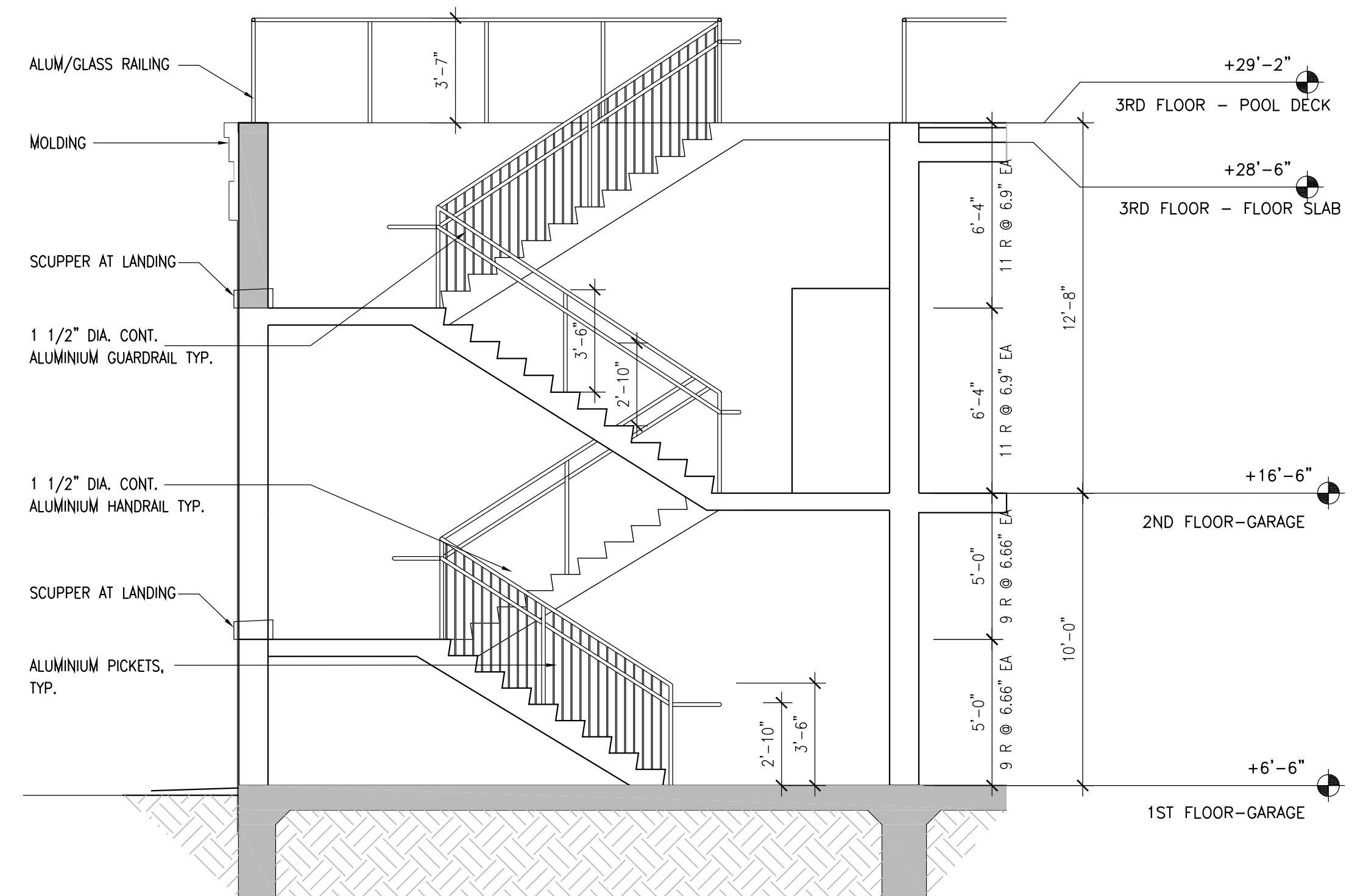
**RECORD SET - ISSUED 03/02/2009**  
 \* Disclaimer: This Record Document has been prepared based on information provided by others. Adache Group Architects has not verified the accuracy or completeness of this information and shall not be responsible for any errors or omissions that may be incorporated herein as a result.

**SHEET TITLE:**  
**STAIR 1 & 2 PLANS & SECTIONS**

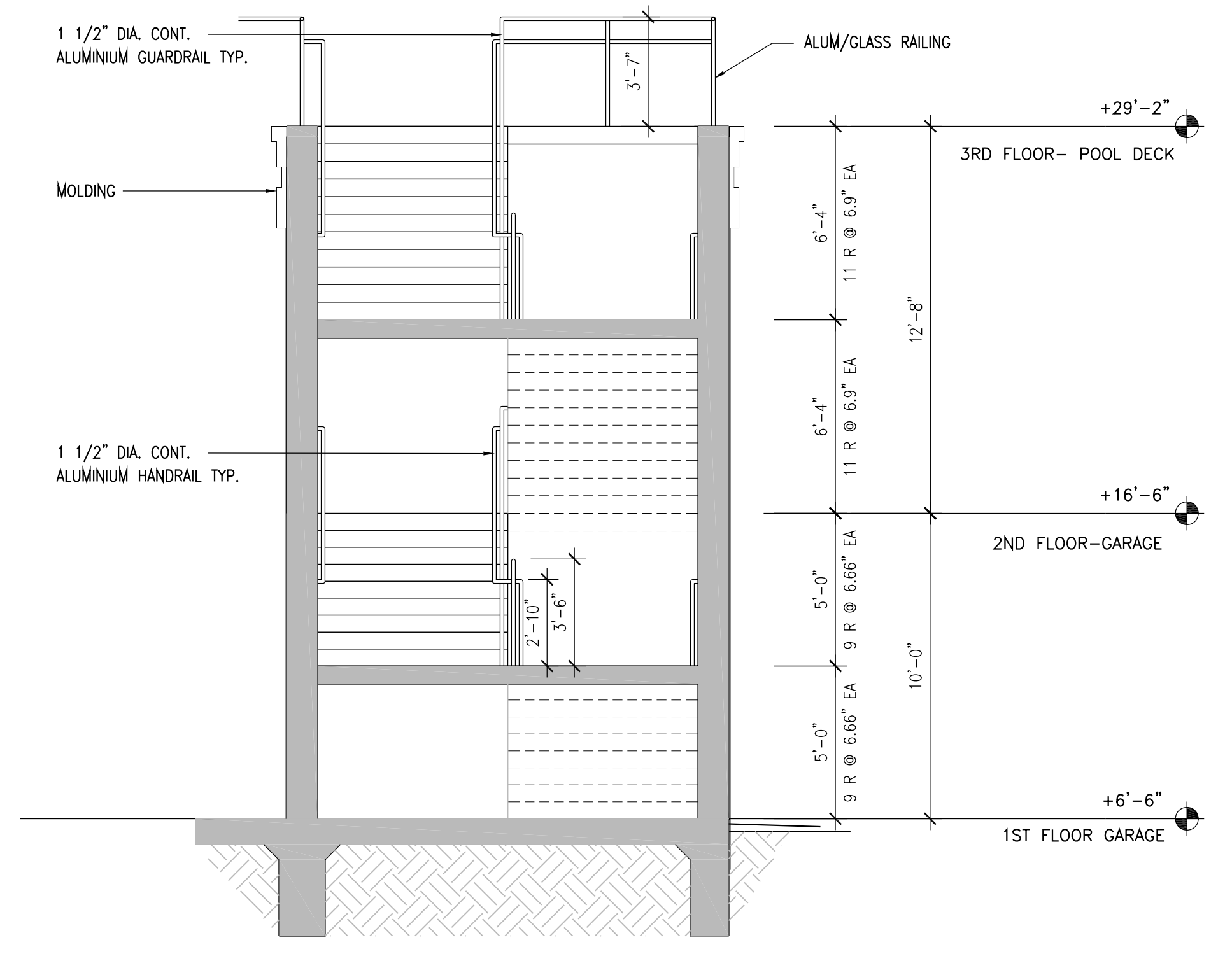
ALL IDEAS, DESIGNS, ARRANGEMENTS, PLANS AND SPECIFICATIONS INDICATED OR REPRESENTED BY THIS DRAWING ARE OWNED BY, AND THE PROPERTY OF ADACHE GROUP ARCHITECTS, INC. AND WERE CREATED, EVOLVED AND DEVELOPED FOR USE ON, AND IN CONNECTION WITH, THE SPECIFIED PROJECT. NONE OF THESE IDEAS, PLANS, ARRANGEMENTS, AND SPECIFICATIONS SHALL BE USED BY OR DISCLOSED TO ANY PERSON, CORPORATION OR FIRM FOR ANY PURPOSE WHATSOEVER WITHOUT THE WRITTEN PERMISSION OF ADACHE GROUP ARCHITECTS, INC. VISUAL CONTACT WITH THESE PLANS OR SPECIFICATIONS SHALL CONSTITUTE CONCLUSIVE EVIDENCE OF ACCEPTANCE OF THESE RESTRICTIONS. ALL RIGHTS RESERVED. © 2005

**DATE:** 08/21/06  
**SCALE:** 1/4" = 1'-0"  
**DRAWN BY:**  
**CHECKED BY:** CE  
**JOB NO.:** 45.05A

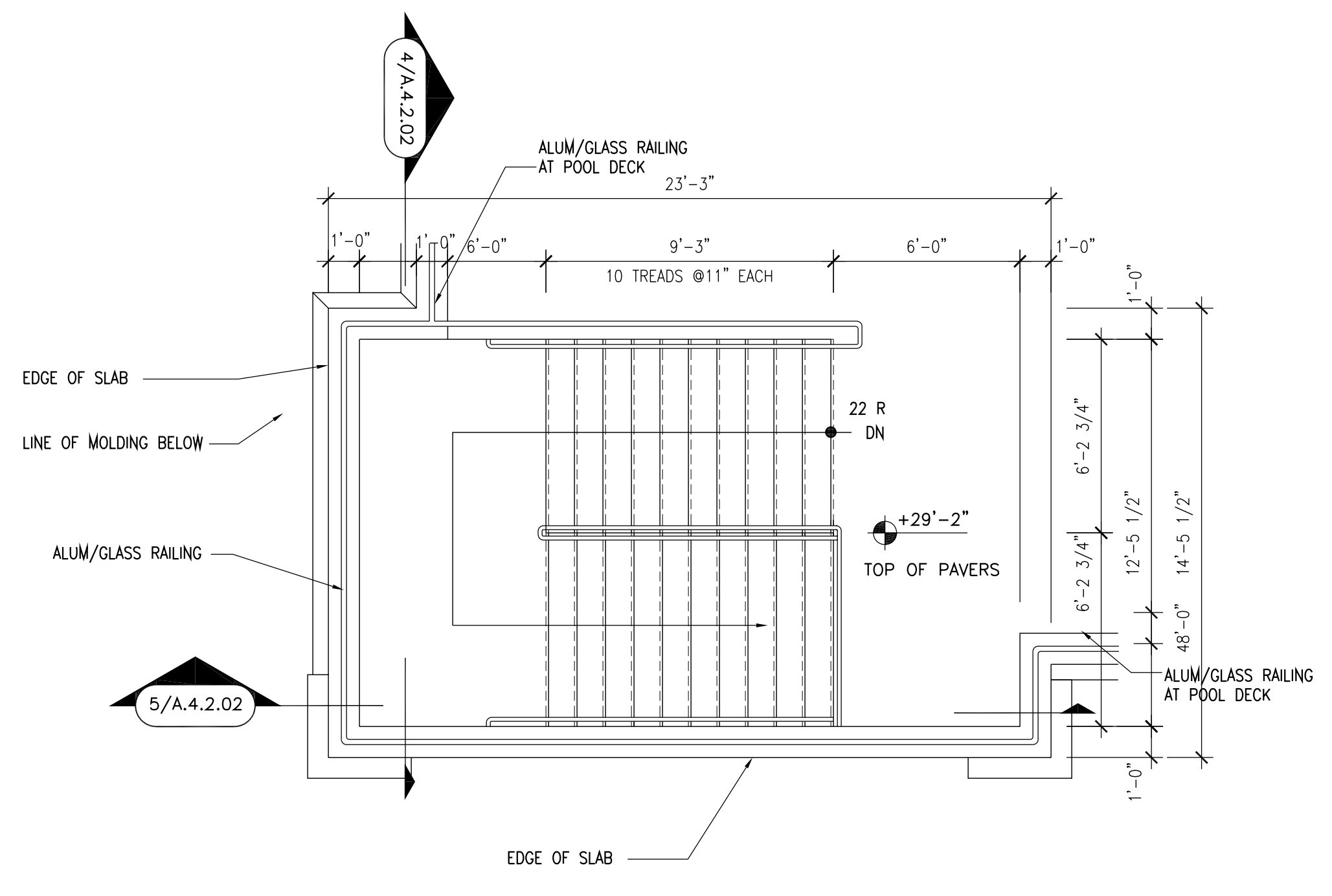
**SHEET NO.:**  
**A.4.2.01**



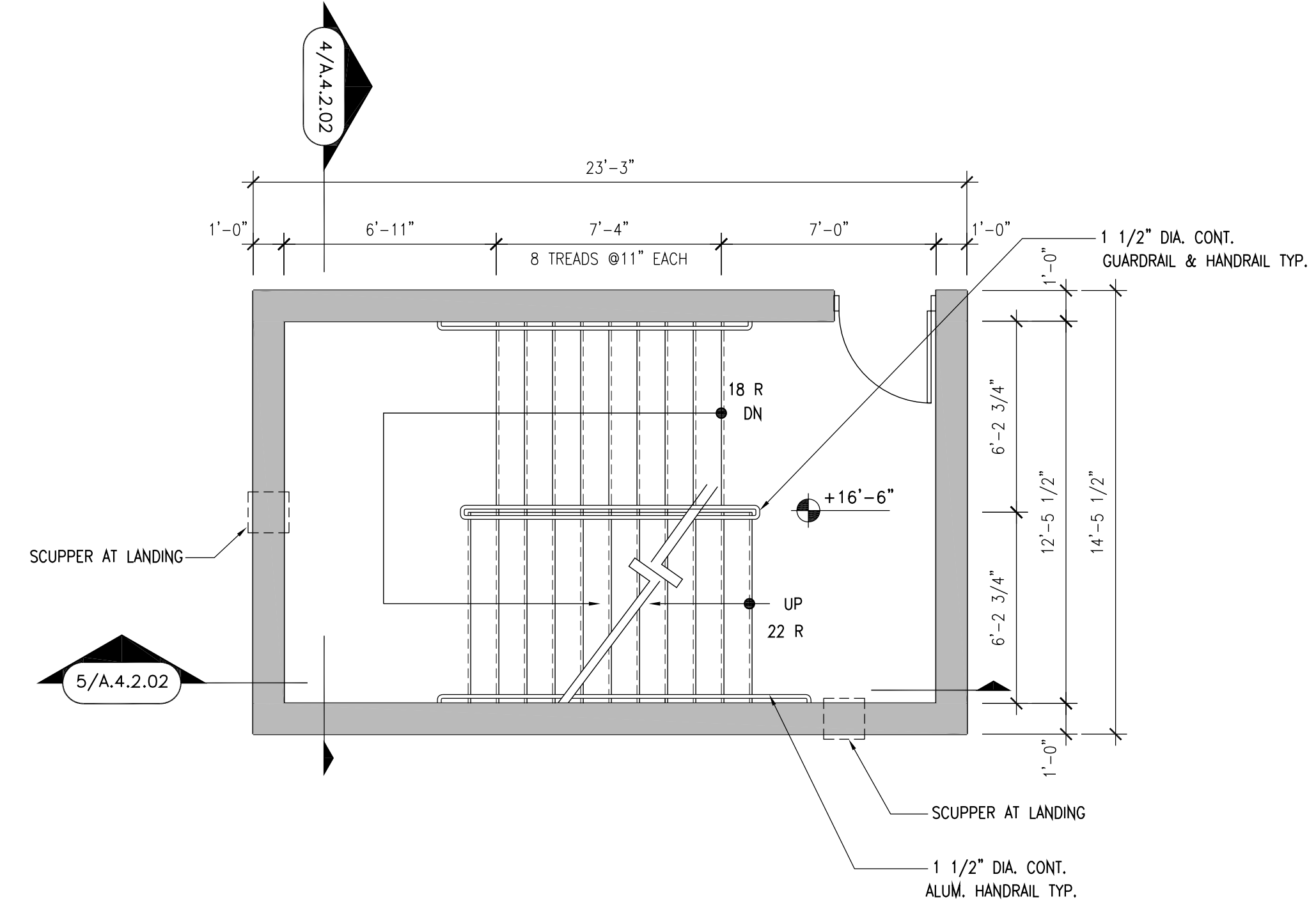
5 STAIR 5 SECTION  
A.4.2.02 SCALE: 1/4" = 1'-0"



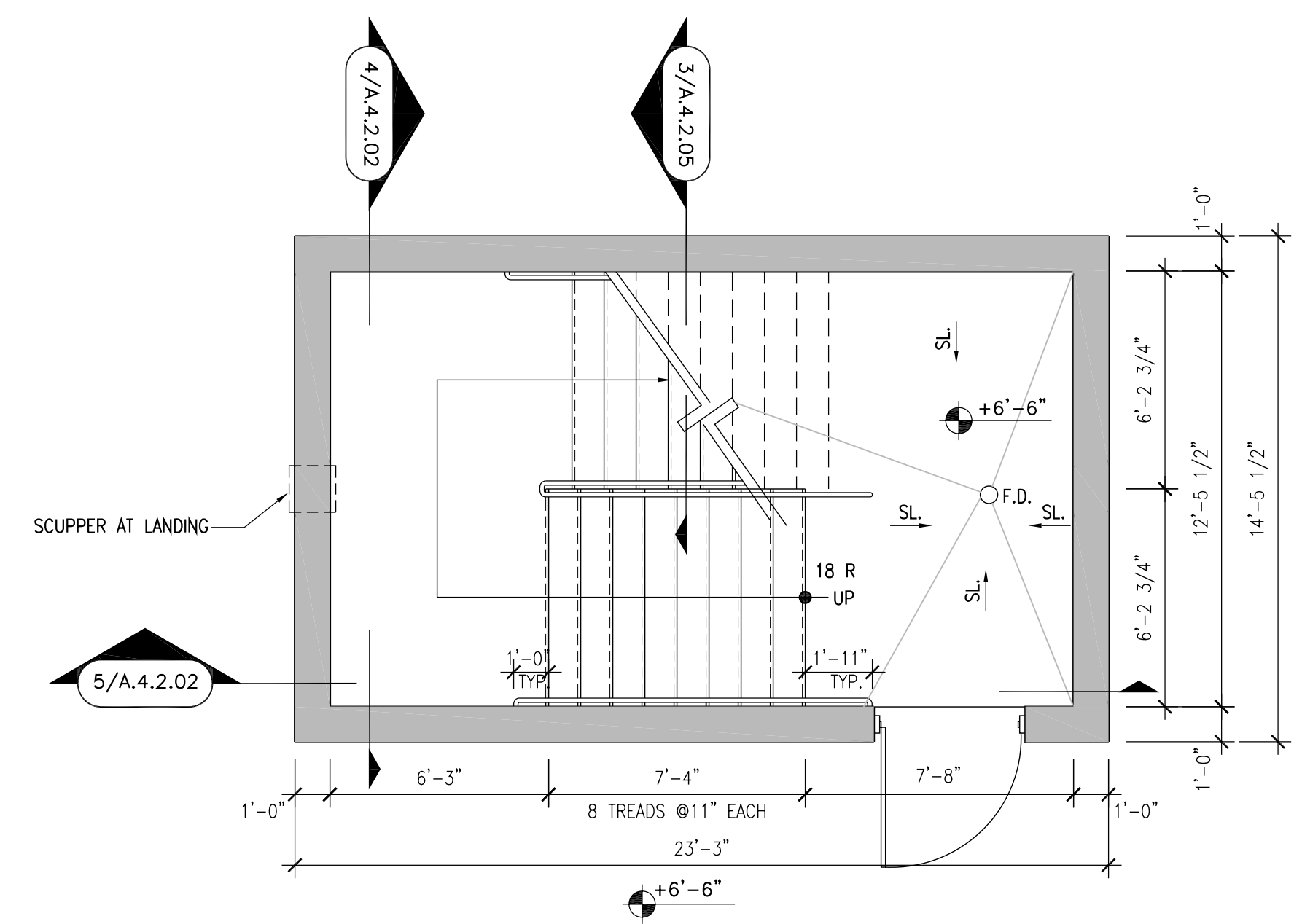
4 STAIR 5 SECTION  
A.4.2.02 SCALE: 1/4" = 1'-0"



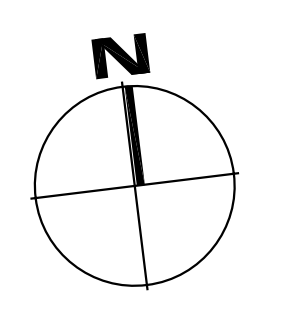
3 3RD FLOOR PLAN STAIR 5  
A.4.2.02 SCALE: 1/4" = 1'-0"



2 2ND FLOOR PLAN STAIR 5  
A.4.2.02 SCALE: 1/4" = 1'-0"



1 1ST FLOOR PLAN STAIR 5  
A.4.2.02 SCALE: 1/4" = 1'-0"



**PROJECT DESIGN TEAM:**  
**ARCHITECTS**  
 ADACHE GROUP ARCHITECTS, INC.  
 550 SOUTH FEDERAL HIGHWAY  
 FT. LAUDERDALE, FLORIDA 33301  
 PH: (954) 525-6133 FAX: (954) 729-8159  
 E-MAIL: info@adache.com  
**BLOODGOOD SHARP BUSTER**  
 3818 WEST LINEBAUGH AVENUE, SUITE 212  
 TAMPA, FLORIDA 33604  
 PH: (813) 285-4808 FAX: (813) 285-4809  
 E-MAIL: sbarker@bsbdesign.com  
**CIVIL ENGINEER**  
 FLORIDA DESIGN CONSULTANTS  
 3030 STARKEY BOULEVARD  
 NEW PORT RICHEY, FLORIDA 34655  
 PH: (727) 849-7588 FAX: (727) 846-3648  
 E-MAIL: emaxcu@fdesign.com  
**M.E.P. ENGINEER**  
 WADSWORTH-ONEAL ENGINEERING  
 8818 COMMERCE PARK DRIVE  
 FORT MYERS, FLORIDA 33912  
 PH: (239) 454-5611 FAX: (239) 454-6401  
 E-MAIL: don@wadsworth-eng.com  
**STRUCTURAL ENGINEER**  
 O.E. OLSEN & ASSOCIATES  
 3342 TYRONE BOULEVARD NORTH  
 ST. PETERSBURG, FLORIDA 33710  
 PH: (727) 345-9397 FAX: (727) 343-3207  
 E-MAIL: doel@oeo-eng.com  
**LANDSCAPE ARCHITECT**  
 PHIL GRAHAM COMPANY, P.A.  
 436 SECOND STREET NORTH  
 ST. PETERSBURG, FLORIDA 33701  
 PH: (727) 851-9225 FAX: (727) 856-1626  
 E-MAIL: hbroot@pgca.com

**OWNER:**  
 JMC COMMUNITIES  
 2201 FOURTH STREET NORTH, SUITE 200  
 ST. PETERSBURG, FLORIDA 33704  
 PH: (727) 823-0022 FAX: (727) 821-2007  
 © JMC COMMUNITIES, INC. 2005

**PROJECT:**  
 RESIDENCES  
 AT SANDPEARL  
 470 MANDALAY AVENUE  
 CLEARWATER BEACH, FLORIDA 33767

**SEAL:**

**ISSUED FOR: PERMIT**  
**DATE:** 7/18/05

**REVISIONS:**

No.	DATE	REMARKS

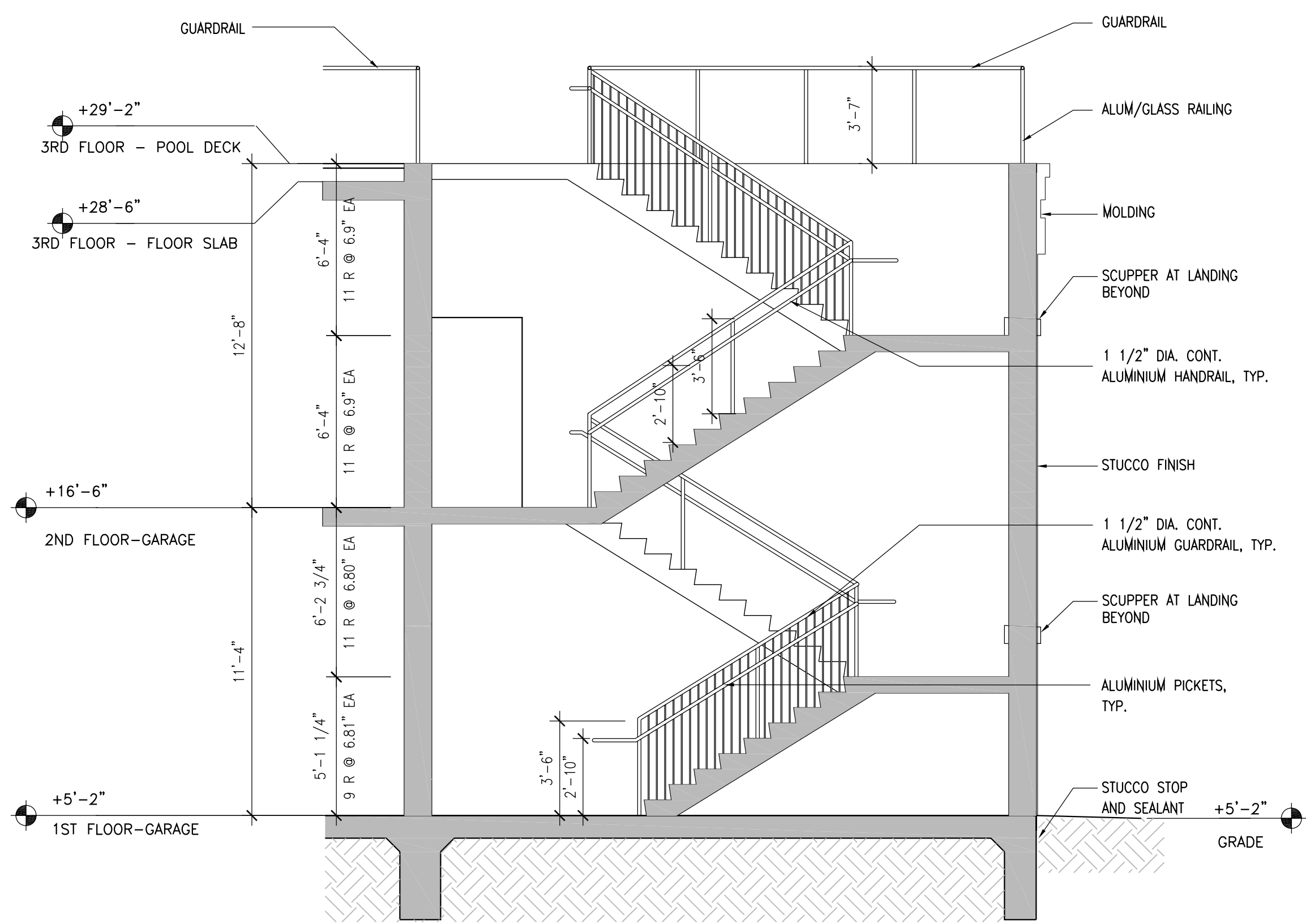
**RECORD SET - ISSUED 03/02/2009**  
 \* Disclaimer: This Record Document has been prepared based on information provided by others. Adache Group Architects has not verified the accuracy or completeness of this information and shall not be responsible for any errors or omissions that may be incorporated herewith as a result.

**SHEET TITLE:**  
 STAIR 5  
 PLANS & SECTIONS

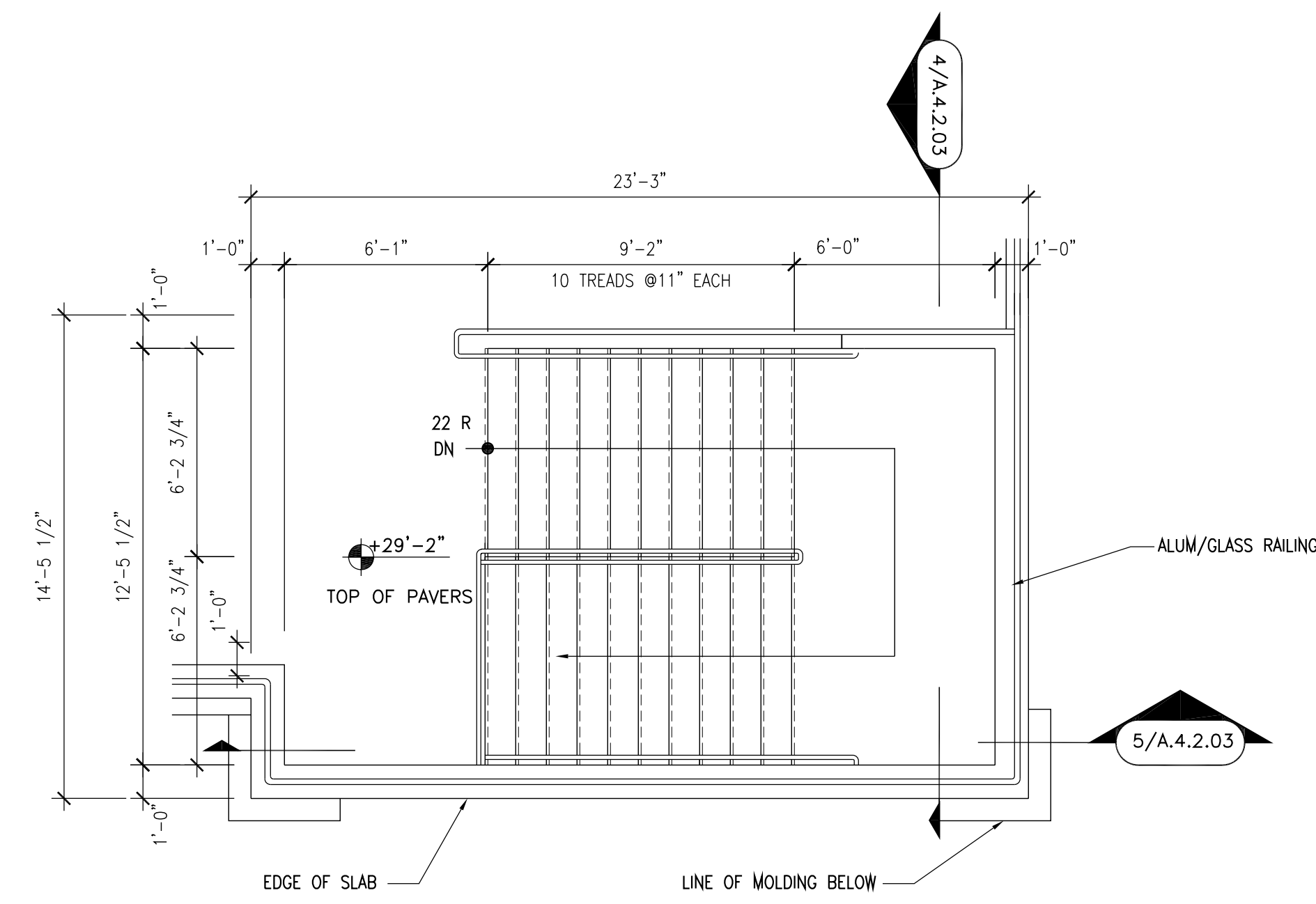
ALL IDEAS, DESIGNS, ARRANGEMENTS, PLANS AND SPECIFICATIONS INDICATED OR REPRESENTED BY THIS DRAWING ARE OWNED BY, AND THE PROPERTY OF ADACHE GROUP ARCHITECTS, INC. AND WERE CREATED, EVOLVED AND DEVELOPED FOR USE ON, AND IN CONNECTION WITH, THE SPECIFIED PROJECT. NONE OF THESE IDEAS, PLANS, ARRANGEMENTS, AND SPECIFICATIONS SHALL BE USED BY OR DISCLOSED TO ANY PERSON, CORPORATION OR FIRM FOR ANY PURPOSE WHATSOEVER WITHOUT THE WRITTEN PERMISSION OF ADACHE GROUP ARCHITECTS, INC. VISUAL CONTACT WITH THESE PLANS OR SPECIFICATIONS SHALL CONSTITUTE CONCLUSIVE EVIDENCE OF ACCEPTANCE OF THESE RESTRICTIONS. ALL RIGHTS RESERVED. © 2005

**DATE:** 08/21/06  
**SCALE:** 1/4" = 1'-0"  
**DRAWN BY:**  
**CHECKED BY:** CE  
**JOB NO.:** 45.05A

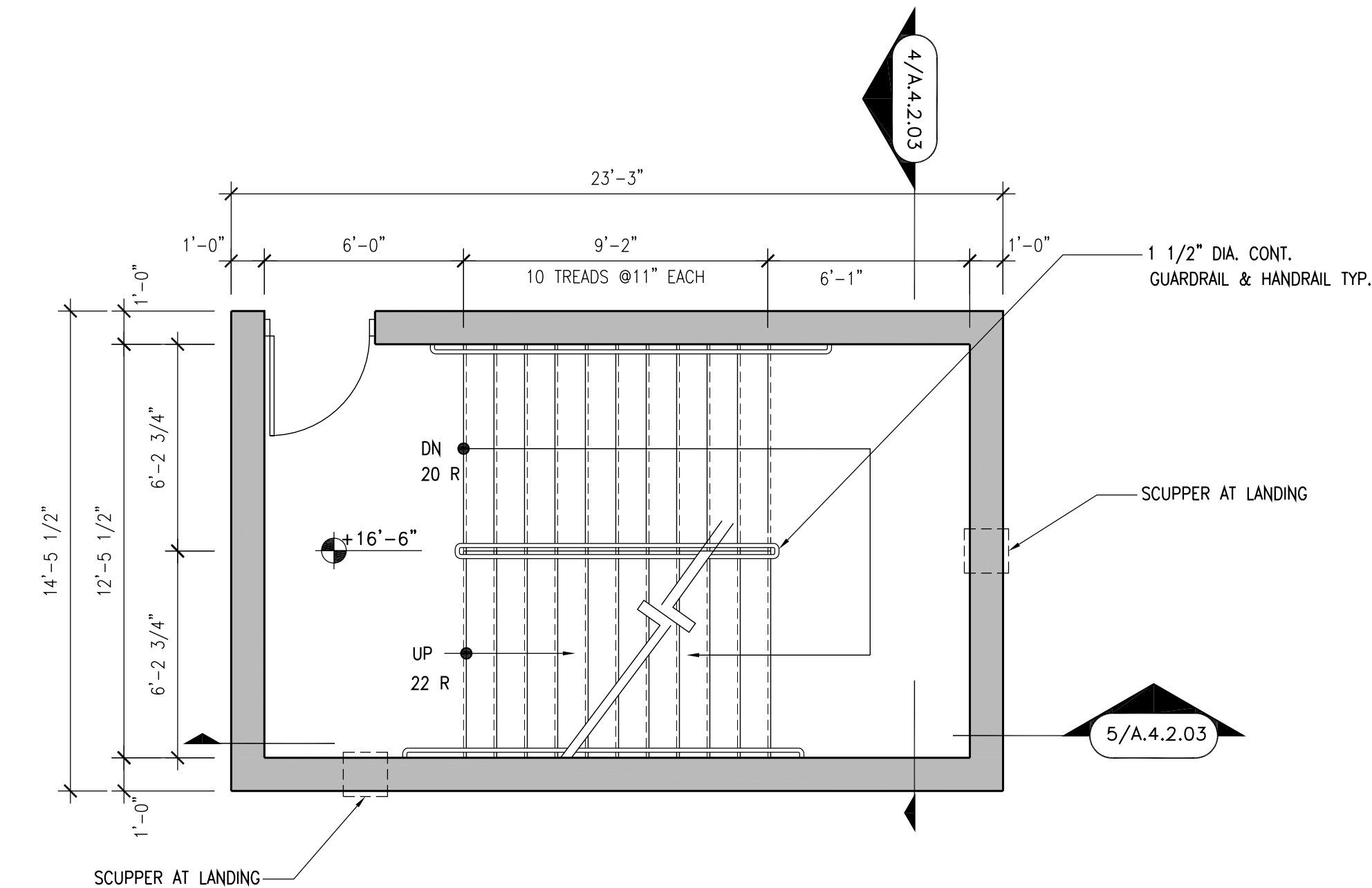
**SHEET NO.:**  
**A.4.2.02**



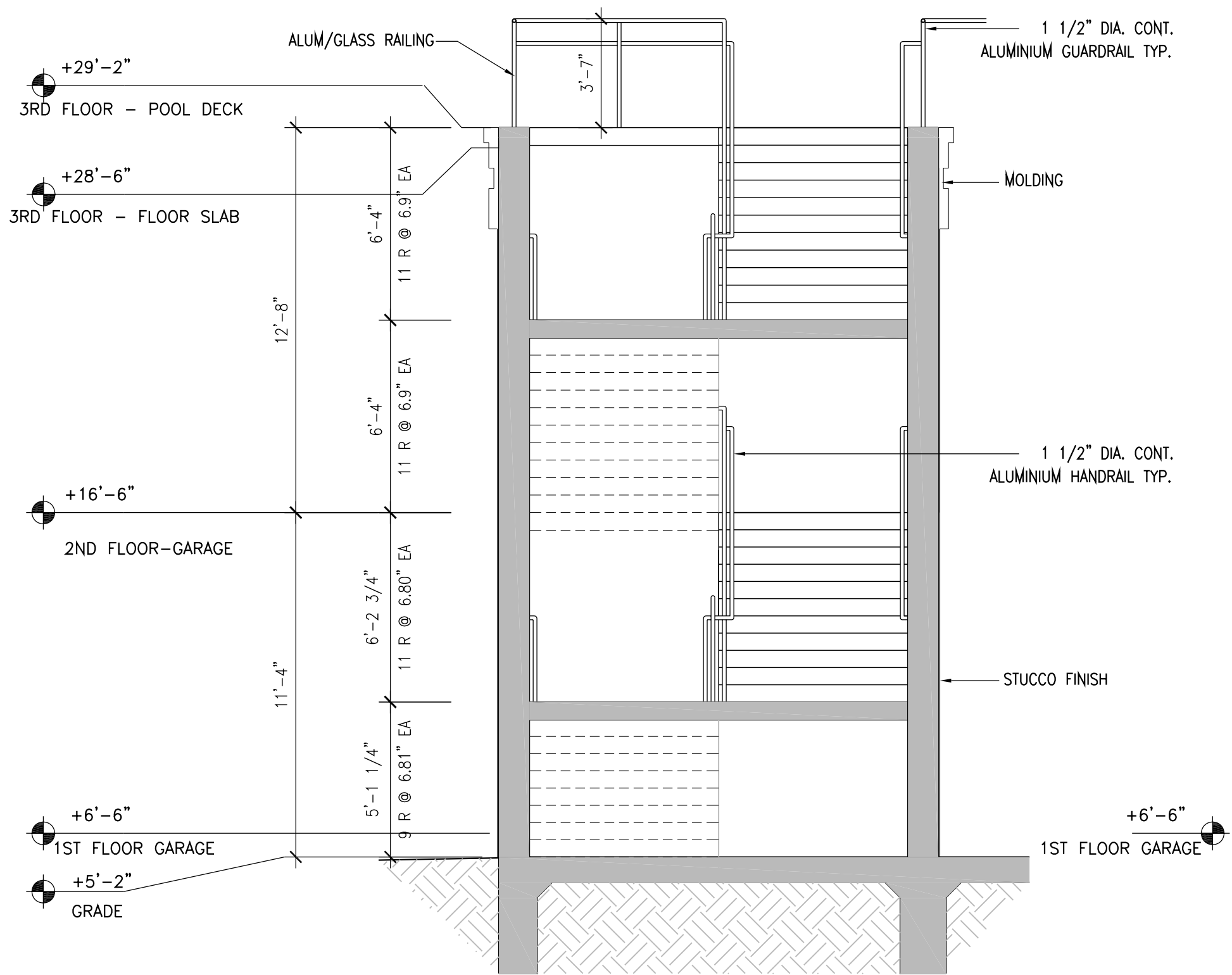
**5 STAIR 6 SECTION**  
A.4.2.03 SCALE: 1/4" = 1'-0"



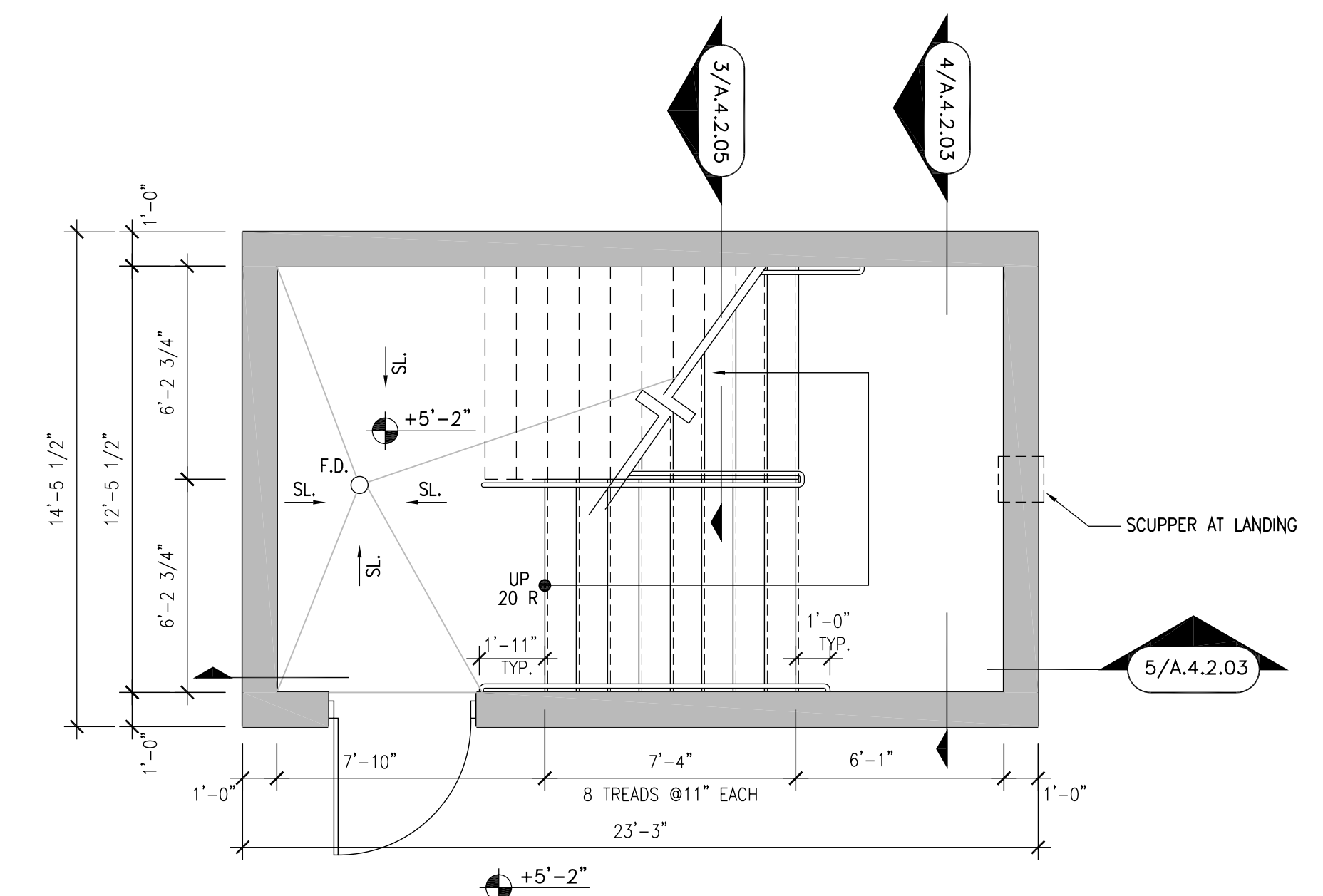
**3 3RD FLOOR PLAN STAIR 6**  
A.4.2.03 SCALE: 1/4" = 1'-0"



**2 2ND FLOOR PLAN STAIR 6**  
A.4.2.03 SCALE: 1/4" = 1'-0"



**4 STAIR 6 SECTION**  
A.4.2.03 SCALE: 1/4" = 1'-0"



**1 1ST FLOOR PLAN STAIR 6**  
A.4.2.03 SCALE: 1/4" = 1'-0"

PROJECT DESIGN TEAM:

**ARCHITECTS**  
ADACHE GROUP ARCHITECTS, INC.  
550 SOUTH FEDERAL HIGHWAY  
FT. LAUDERDALE, FLORIDA 33301  
PH:(954) 525-8133 FAX:(954) 728-8159  
E-MAIL: info@adache.com

**BLOODGOOD SHARP BUSTER**  
3816 WEST LINEBAUGH AVENUE, SUITE 212  
TAMPA, FLORIDA 33604  
PH:(813) 285-4828 FAX:(813) 285-4809  
E-MAIL: sbarker@bbsdesign.com

**CIVIL ENGINEER**  
FLORIDA DESIGN CONSULTANTS  
3030 STARKEY BOULEVARD  
NEW PORT RICHEY, FLORIDA 34655  
PH:(727) 849-7588 FAX:(727) 846-3648  
E-MAIL: emazzur@fdesign.com

**M.E.P. ENGINEER**  
WADSWORTH-ONEAL ENGINEERING  
6816 COMMERCIAL PARK DRIVE  
FORT MYERS, FLORIDA 33912  
PH:(239) 454-5611 FAX:(239) 454-6401  
E-MAIL: don@wadsworth-eng.com

**STRUCTURAL ENGINEER**  
O.E. OLSEN & ASSOCIATES  
3342 TYRONE BOULEVARD NORTH  
ST. PETERSBURG, FLORIDA 33701  
PH:(727) 345-6397 FAX:(727) 343-3207  
E-MAIL: dwoelf@oeo-eng.com

**LANDSCAPE ARCHITECT**  
PHIL GRAHAM COMPANY, P.A.  
436 SECOND STREET NORTH  
ST. PETERSBURG, FLORIDA 33701  
PH:(727) 821-5225 FAX:(727) 826-1626  
E-MAIL: hbloom@pgda.com

**OWNER:**

JMC COMMUNITIES  
2201 FOURTH STREET NORTH, SUITE 200  
ST. PETERSBURG, FLORIDA 33704  
PH:(727) 823-0022 FAX:(727) 821-2007

© JMC COMMUNITIES, INC. 2005

**PROJECT:**

**RESIDENCES AT SANDPEARL**

470 MANDALAY AVENUE  
CLEARWATER BEACH, FLORIDA 33767

**SEAL:**

**ISSUED FOR: PERMIT**

**DATE: 7/18/05**

**REVISIONS:**

No.	DATE	REMARKS

RECORD SET - ISSUED 03/02/2009

\* Disclaimer: This Record Document has been prepared based on information provided by others. Adache Group Architects has not verified the accuracy or completeness of this information and shall not be responsible for any errors or omissions that may be incorporated hereinto as a result.

**SHEET TITLE:**  
**STAIR 6 PLANS & SECTIONS**

ALL IDEAS, DESIGNS, ARRANGEMENTS, PLANS AND SPECIFICATIONS INDICATED OR REPRESENTED BY THIS DRAWING ARE OWNED BY, AND THE PROPERTY OF ADACHE GROUP ARCHITECTS, INC. AND WERE CREATED, EVOLVED AND DEVELOPED FOR USE ON, AND IN CONNECTION WITH, THE SPECIFIED PROJECT. NONE OF THESE IDEAS, PLANS, ARRANGEMENTS, AND SPECIFICATIONS SHALL BE USED BY OR DISCLOSED TO ANY PERSON, CORPORATION OR FIRM FOR ANY PURPOSE WHATSOEVER WITHOUT THE WRITTEN PERMISSION OF ADACHE GROUP ARCHITECTS, INC. VISUAL CONTACT WITH THESE PLANS OR SPECIFICATIONS SHALL CONSTITUTE CONCLUSIVE EVIDENCE OF ACCEPTANCE OF THESE RESTRICTIONS. ALL RIGHTS RESERVED. © 2005

**DATE:** 08/21/06

**SCALE:** 1/4" = 1'-0"

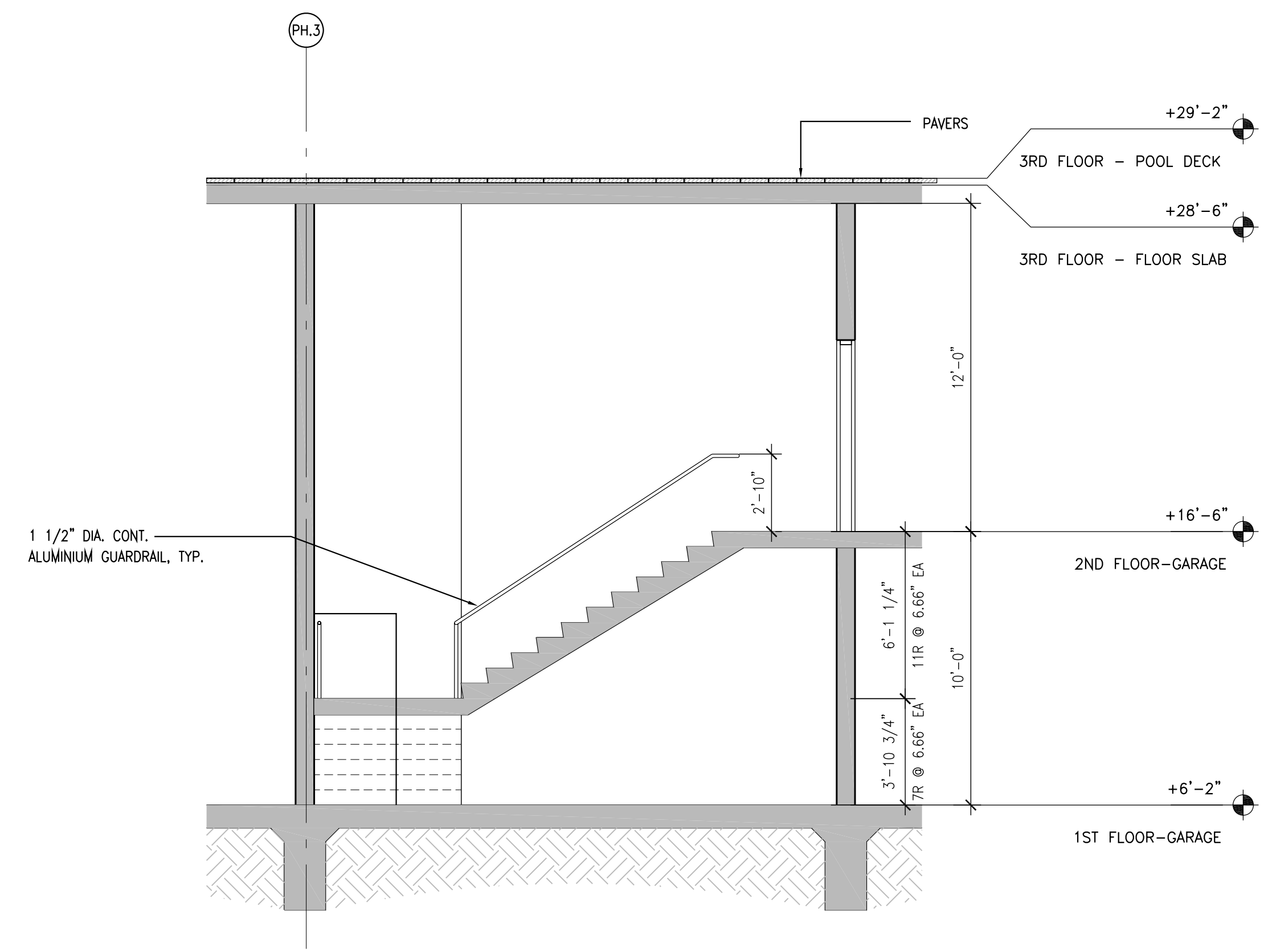
**DRAWN BY:**

**CHECKED BY:** CE

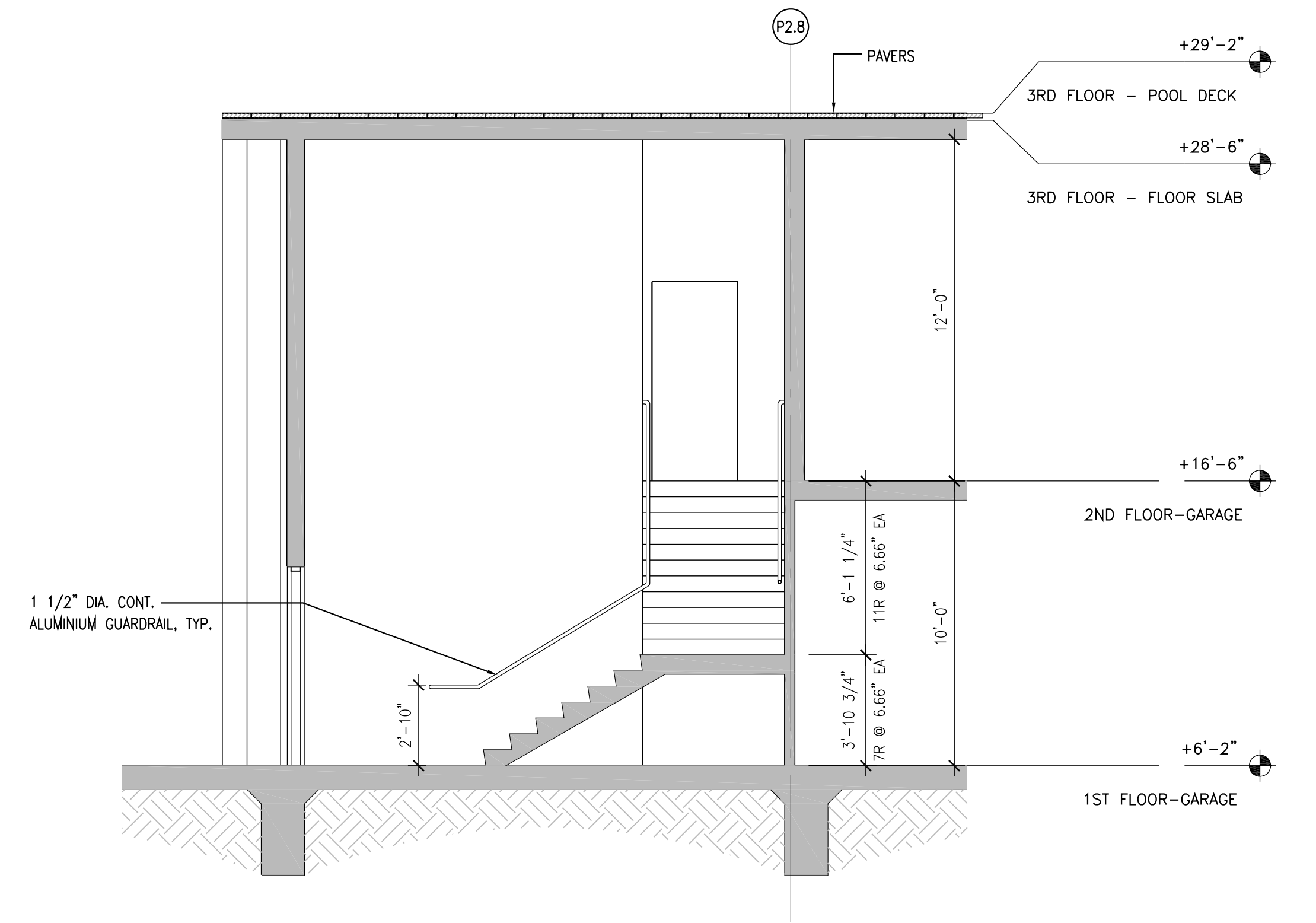
**JOB NO.:** 45.05A

**SHEET NO.:**

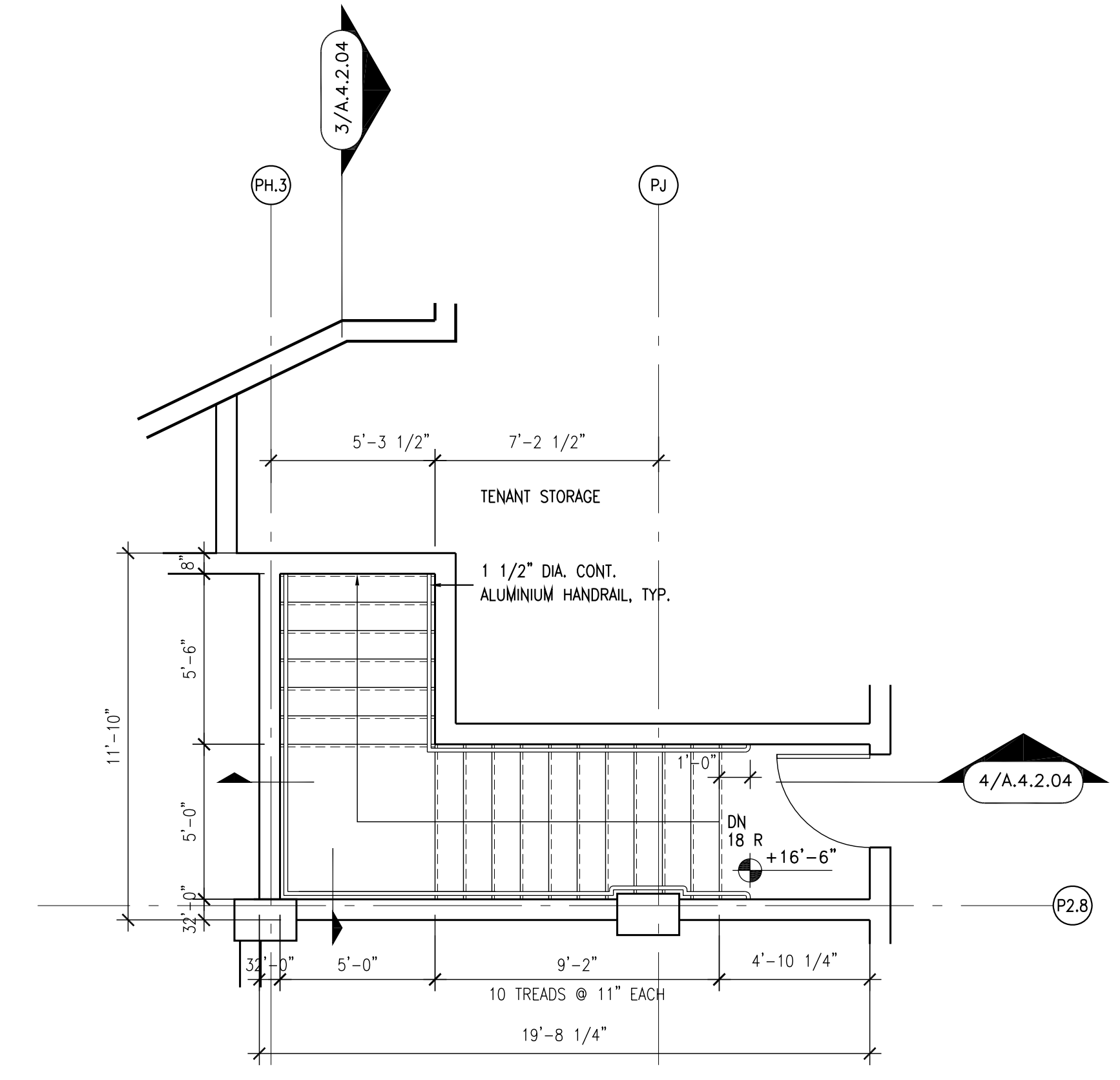
**A.4.2.03**



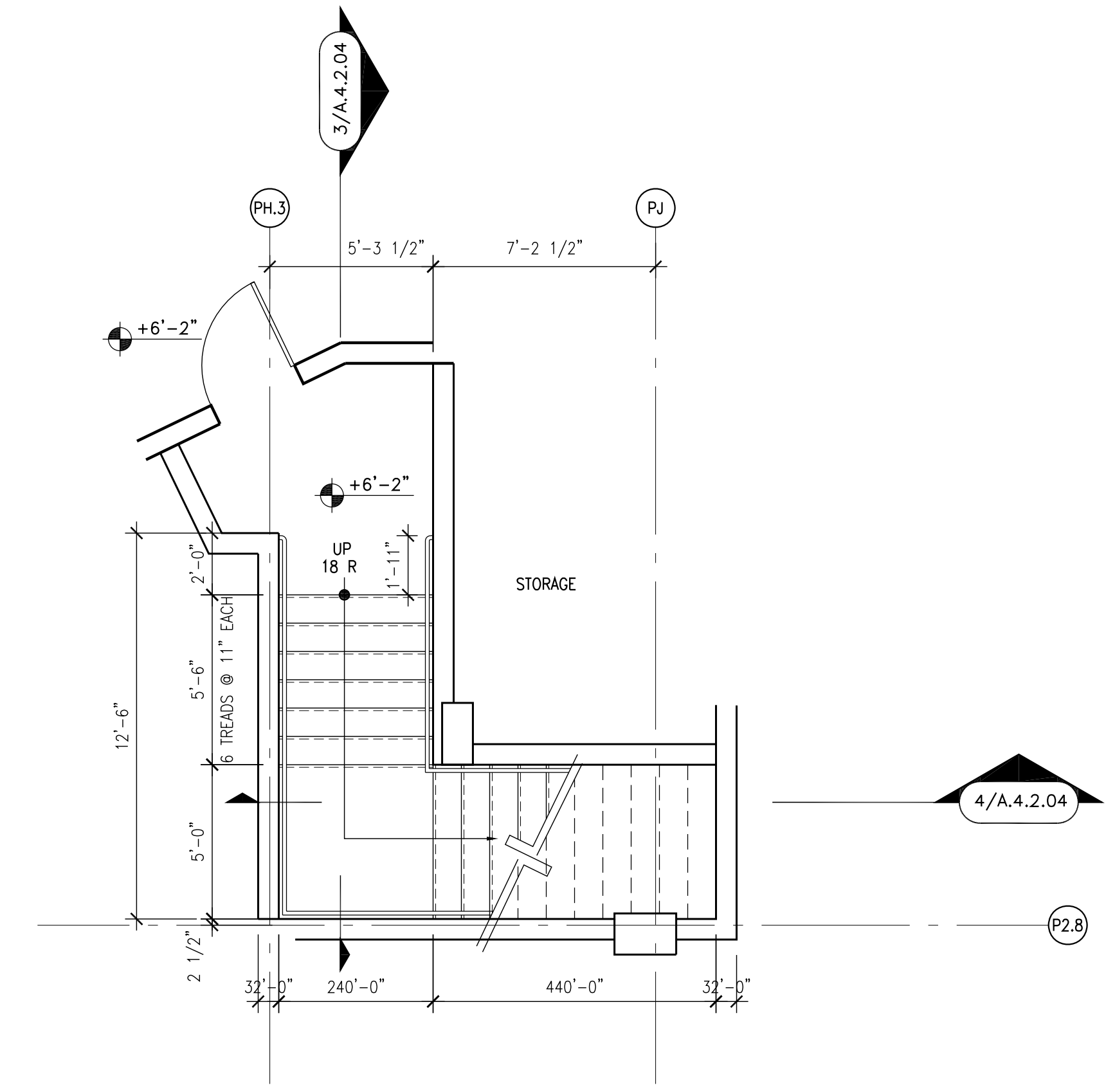
**4 STAIR 7 SECTION**  
A.4.2.04 SCALE: 1/4" = 1'-0"



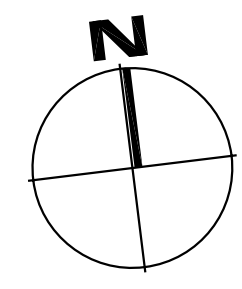
**3 STAIR 7 SECTION**  
A.4.2.04 SCALE: 1/4" = 1'-0"



**2 2ND FLOOR PLAN STAIR 7**  
A.4.2.04 SCALE: 1/4" = 1'-0"



**1 1ST FLOOR PLAN STAIR 7**  
A.4.2.04 SCALE: 1/4" = 1'-0"



**PROJECT DESIGN TEAM:**  
**ARCHITECTS**  
ADACHE GROUP ARCHITECTS, INC.  
550 SOUTH FEDERAL HIGHWAY  
FT. LAUDERDALE, FLORIDA 33301  
PH:(954) 525-8133 FAX:(954) 728-8159  
E-MAIL: info@adache.com  
**BLOODGOOD SHARP BUSTER**  
3816 WEST LINEBAUGH AVENUE, SUITE 212  
TAMPA, FLORIDA 33634  
PH:(813) 265-4828 FAX:(813) 265-4809  
E-MAIL: ebarker@bbsbdesign.com  
**CIVIL ENGINEER**  
FLORIDA DESIGN CONSULTANTS  
3030 STARKEY BOULEVARD  
NEW PORT RICHEY, FLORIDA 34655  
PH:(727) 849-7588 FAX:(727) 846-3648  
E-MAIL: emaxcu@fdesign.com  
**M.E.P. ENGINEER**  
WADSWORTH-ONEAL ENGINEERING  
6416 COMMERCE PARK DRIVE  
FORT MYERS, FLORIDA 33912  
PH:(239) 454-5611 FAX:(239) 454-6401  
E-MAIL: dan@wadsworth-eng.com  
**STRUCTURAL ENGINEER**  
O.E. OLSEN & ASSOCIATES  
3342 TYRONE BOULEVARD NORTH  
ST. PETERSBURG, FLORIDA 33710  
PH:(727) 345-9397 FAX:(727) 343-3207  
E-MAIL: doell@oee-eng.com  
**LANDSCAPE ARCHITECT**  
PHIL GRAHAM COMPANY, P.A.  
436 SECOND STREET NORTH  
ST. PETERSBURG, FLORIDA 33701  
PH:(727) 821-5225 FAX:(727) 826-1626  
E-MAIL: hbsoth@pgda.com

**OWNER:**  
JMC COMMUNITIES  
2201 FOURTH STREET NORTH, SUITE 200  
ST. PETERSBURG, FLORIDA 33704  
PH:(727) 823-0022 FAX:(727) 821-2007  
© JMC COMMUNITIES, INC. 2005

**PROJECT:**  
**RESIDENCES AT SANDPEARL**  
470 MANDALAY AVENUE  
CLEARWATER BEACH, FLORIDA 33767

**SEAL:**

**ISSUED FOR: PERMIT**  
**DATE: 7/18/05**

**REVISIONS:**

No.	DATE	REMARKS

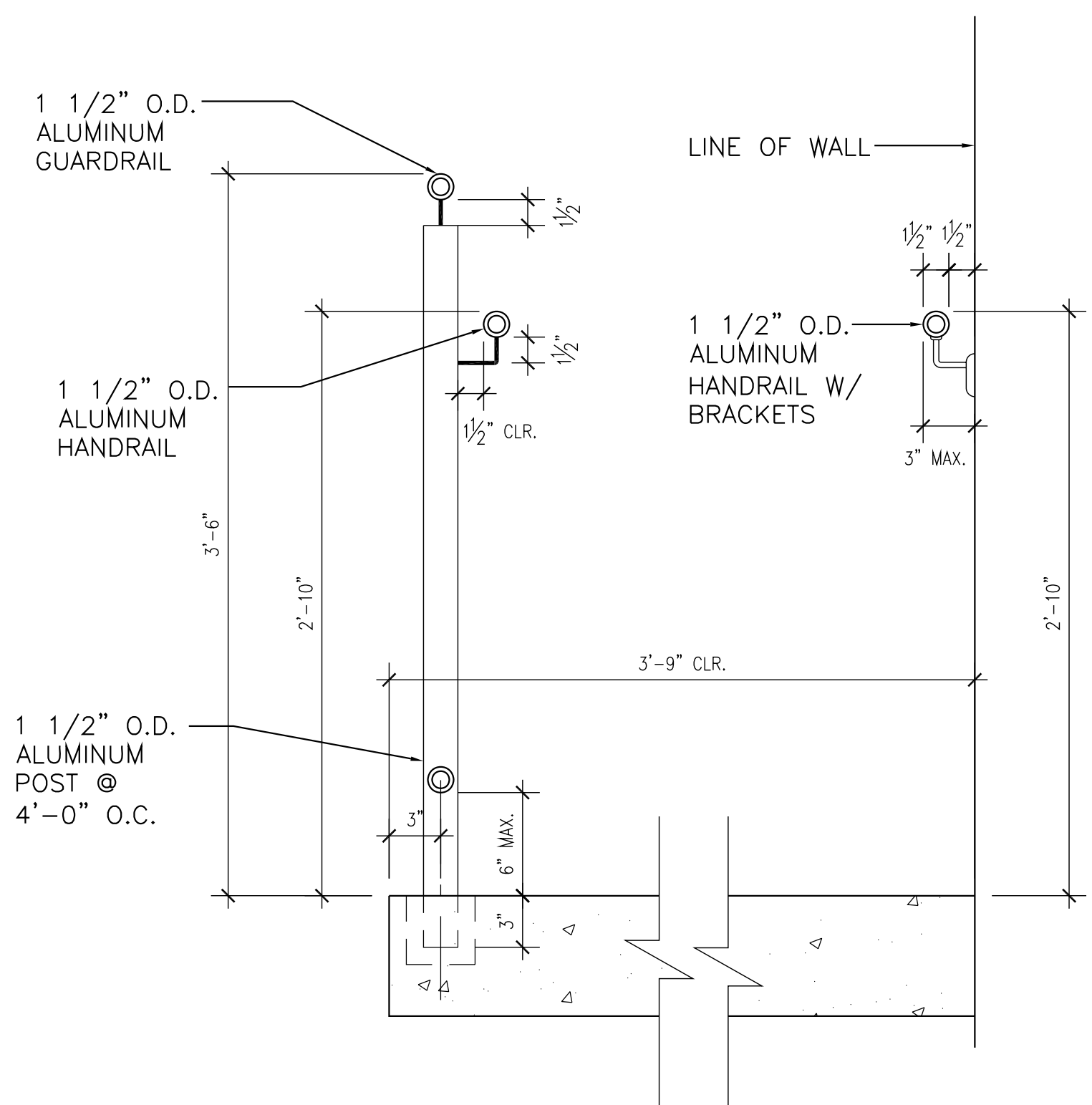
**RECORD SET - ISSUED 03/02/2009**  
\* Disclaimer: This Record Document has been prepared based on information provided by others. Adache Group Architects has not verified the accuracy or completeness of this information and shall not be responsible for any errors or omissions that may be incorporated herein as a result.

**SHEET TITLE:**  
**STAIR 7 PLANS & SECTIONS**

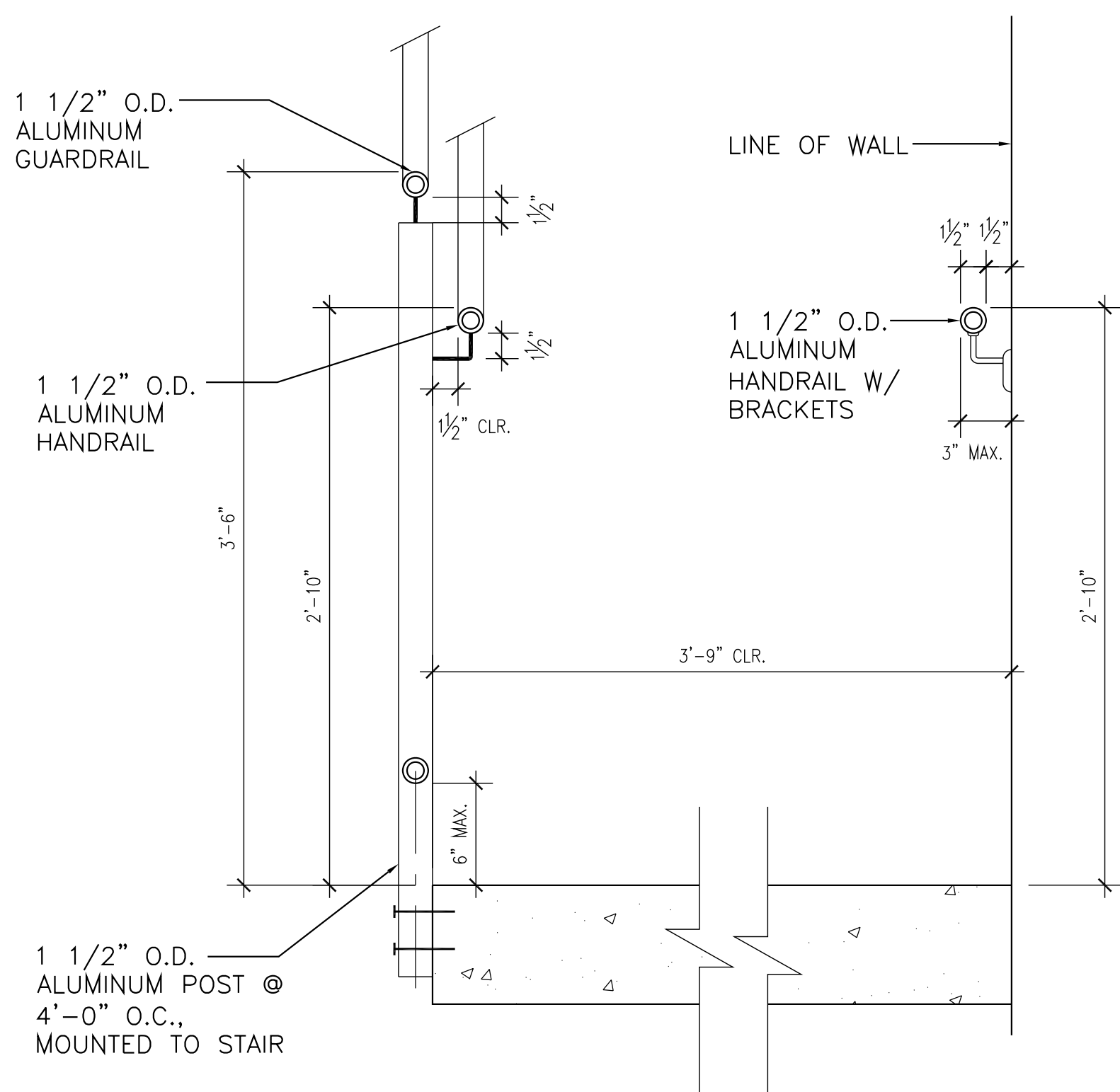
ALL IDEAS, DESIGNS, ARRANGEMENTS, PLANS AND SPECIFICATIONS INDICATED OR REPRESENTED BY THIS DRAWING ARE OWNED BY, AND THE PROPERTY OF ADACHE GROUP ARCHITECTS, INC. AND WERE CREATED, EVOLVED AND DEVELOPED FOR USE ON, AND IN CONNECTION WITH, THE SPECIFIED PROJECT. NONE OF THESE IDEAS, PLANS, ARRANGEMENTS, AND SPECIFICATIONS SHALL BE USED BY OR DISCLOSED TO ANY PERSON, CORPORATION OR FIRM FOR ANY PURPOSE WHATSOEVER WITHOUT THE WRITTEN PERMISSION OF ADACHE GROUP ARCHITECTS, INC. VISUAL CONTACT WITH THESE PLANS OR SPECIFICATIONS SHALL CONSTITUTE CONCLUSIVE EVIDENCE OF ACCEPTANCE OF THESE RESTRICTIONS. ALL RIGHTS RESERVED. © 2005

**DATE:** 08/21/06  
**SCALE:** 1/4" = 1'-0"  
**DRAWN BY:**  
**CHECKED BY:** CE  
**JOB NO.:** 45.05A

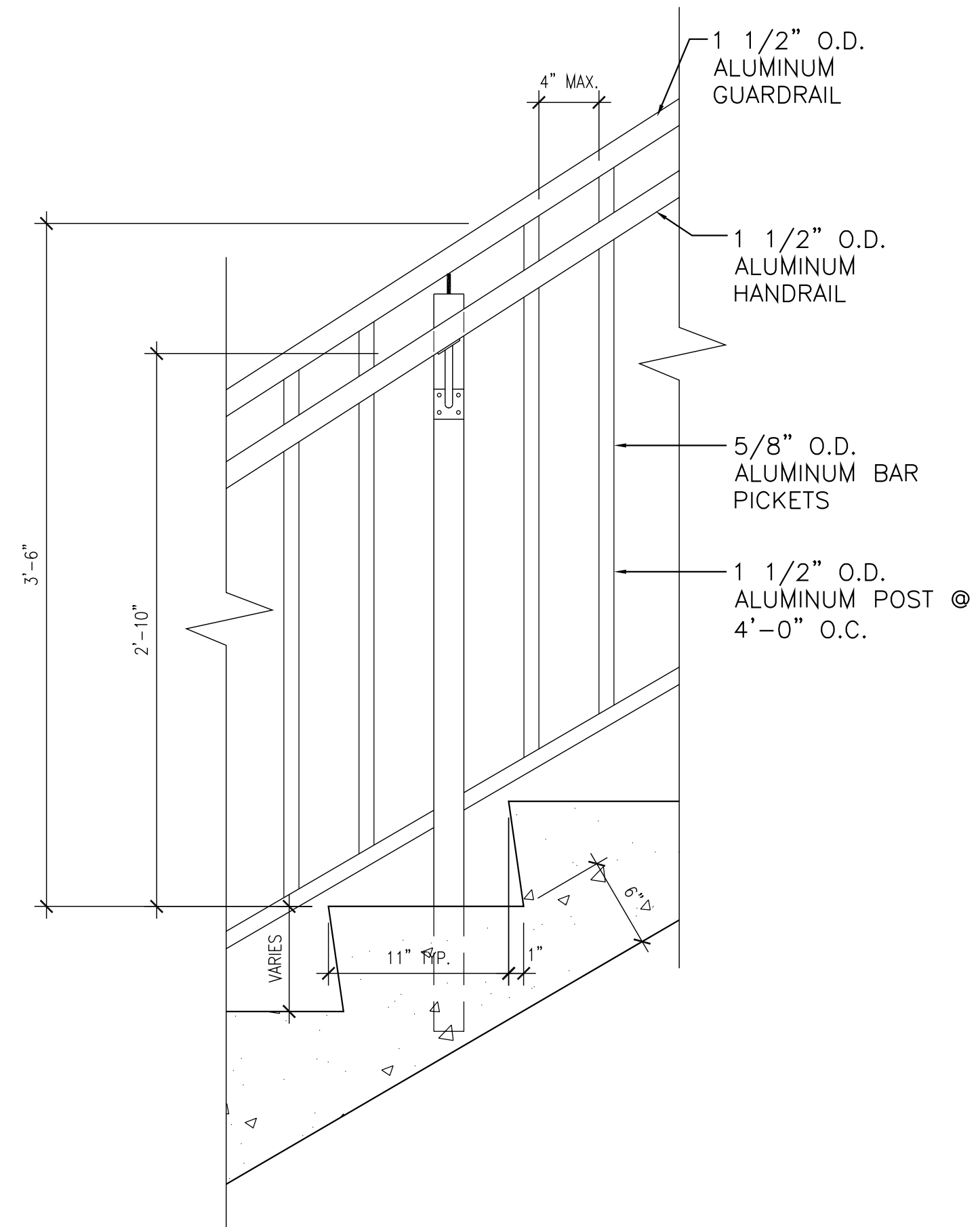
**SHEET NO.:**  
**A.4.2.04**



**3** TYP. STAIR SECTION  
A-4.2.05 SCALE: 1 1/2" = 1'-0"



**2** TYP. STAIR SECTION  
A-4.2.05 SCALE: 1 1/2" = 1'-0"



**1** TYP. STAIR SECTION  
A-4.2.05 SCALE: 3" = 1'-0"

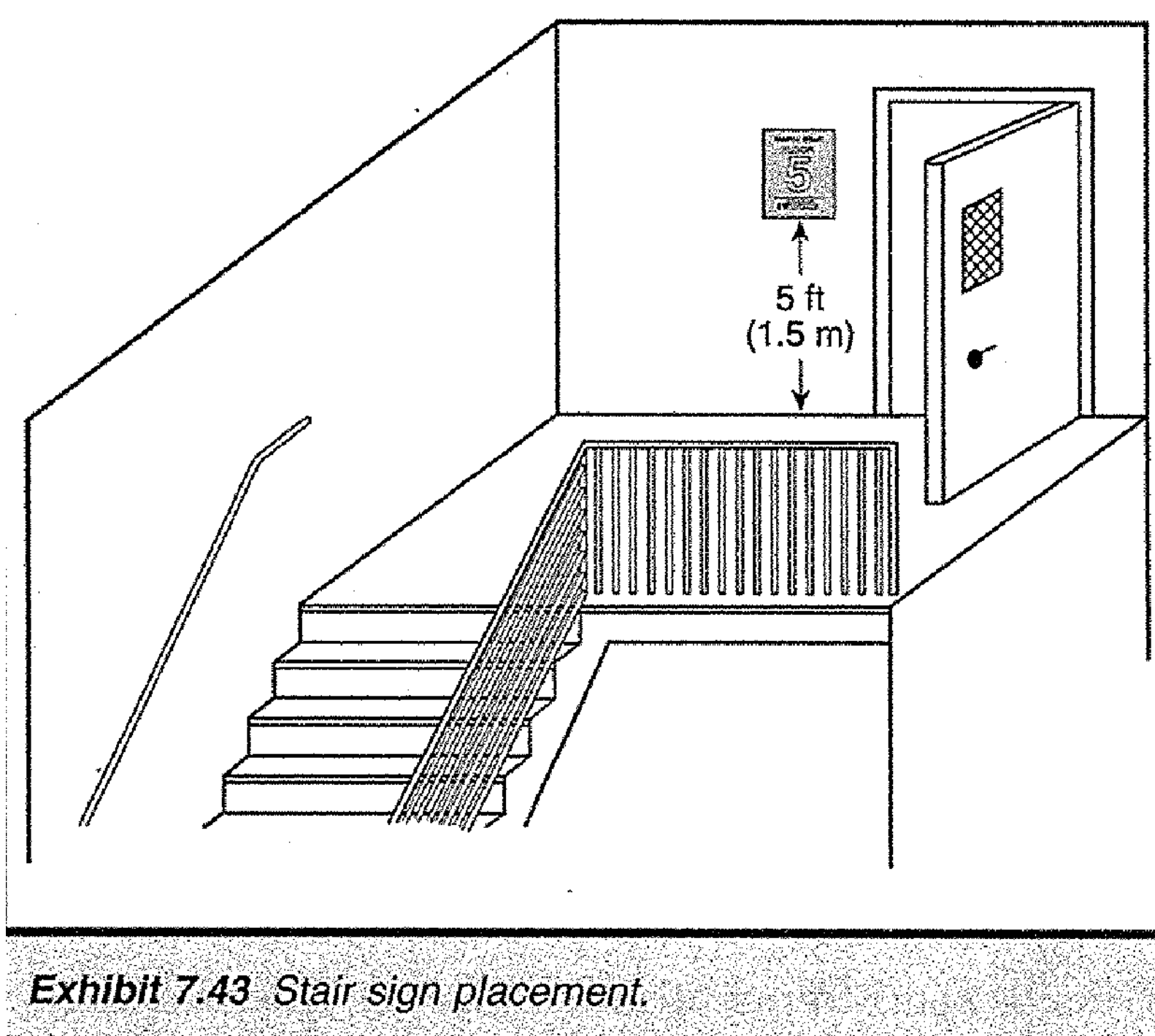


Exhibit 7.43 Stair sign placement.

**NORTH STAIR  
FLOOR**

**5**

SUBBASEMENT TO 24TH FLOOR  
NO ROOF ACCESS  
DOWN TO FIRST FLOOR  
FOR EXIT DISCHARGE

Exhibit 7.42 Stair sign details.

**GENERAL STAIR NOTES**

- MEANS OF EGRESS—MEANS OF EGRESS SHALL BE MARKED WITH EXIT SIGNS IN ACCORDANCE WITH SECTION 7 OF THE LIFE SAFETY CODE, AND LOCATED PER ELECTRICAL PLAN.
- STAIR IDENTIFICATION AT EACH FLOOR LEVEL LANDING. THERE SHALL BE A SIGN SHOWING THE FLOOR LEVEL NUMBER ROOF ACCESS AND AVAILABILITY, AND STAIR IDENTIFICATION AND DIRECTION OF EXIT DISCHARGE. THE SIGN MUST BE LOCATED 5'-0" ABOVE THE FLOOR LANDING, AS PER SECTION 7.2.2.5.4 OF THE LIFE SAFETY CODE. SIGNAGE SHALL ALSO COMPLY WITH SECTIONS 7.10.8.1 AND 7.10.8.2 WHERE STAIRS SERVE FIVE OR MORE STORIES.
- SEE MECHANICAL DRAWINGS FOR STAIRS THAT ARE PRESSURISED.
- A 6" SPHERE SHALL NOT PASS THROUGH THE TRIANGULAR OPENING FORMED BY A TREAD RISER AND BOTTOM OF A GUARDRAIL.

**4** STAIR SIGNAGE DETAILS  
A-4.2.05 SCALE: 1 1/2" = 1'-0"

**PROJECT DESIGN TEAM:**

**ARCHITECTS**  
ADACHE GROUP ARCHITECTS, INC.  
550 SOUTH FEDERAL HIGHWAY  
FT. LAUDERDALE, FLORIDA 33301  
PH:(954) 525-8133 FAX:(954) 728-8159  
E-MAIL: info@adache.com

**BLOODGOOD SHARP BUSTER**  
3816 WEST LINEBAUGH AVENUE, SUITE 212  
TAMPA, FLORIDA 33624  
PH:(813) 205-8028 FAX:(813) 285-4809  
E-MAIL: sbarker@bbsdesign.com

**CIVIL ENGINEER**  
FLORIDA DESIGN CONSULTANTS  
3030 STARKEY BOULEVARD  
NEW PORT RICHEY, FLORIDA 34655  
PH:(727) 849-1588 FAX:(727) 848-3648  
E-MAIL: emazur@fdesign.com

**M.E.P. ENGINEER**  
WADSWORTH-ONEAL ENGINEERING  
5616 COMMERCIAL PARK DRIVE  
FORT MYERS, FLORIDA 33912  
PH:(239) 454-5511 FAX:(239) 454-5401  
E-MAIL: dan@wadsworth-eng.com

**STRUCTURAL ENGINEER**  
O.E. OLSEN & ASSOCIATES  
3342 TYRONE BOULEVARD NORTH  
ST. PETERSBURG, FLORIDA 33710  
PH:(727) 345-0397 FAX:(727) 343-3207  
E-MAIL: dwoff@oeeo-eng.com

**LANDSCAPE ARCHITECT**  
PHIL GRAHAM COMPANY, P.A.  
436 SECOND STREET NORTH  
ST. PETERSBURG, FLORIDA 33701  
PH:(727) 821-5225 FAX:(727) 826-1626  
E-MAIL: hbooth@pgda.com

**OWNER:**

JMC COMMUNITIES  
2201 FOURTH STREET NORTH, SUITE 200  
ST. PETERSBURG, FLORIDA 33704  
PH:(727) 823-0022 FAX:(727) 821-2007  
© JMC COMMUNITIES, INC. 2005

**PROJECT:**

**RESIDENCES  
AT SANDPEARL**  
470 MANDALAY AVENUE  
CLEARWATER BEACH, FLORIDA 33767

**SEAL:**

**ISSUED FOR: PERMIT**

**DATE:** 7/18/05

**REVISIONS:**

No.	DATE	REMARKS

**RECORD SET - ISSUED 03/02/2009**

\* Disclaimer: This Record Document has been prepared based on information provided by others. Adache Group Architects has not verified the accuracy or completeness of this information and shall not be responsible for any errors or omissions that may be incorporated herein as a result.

**SHEET TITLE:**

**STAIR DETAILS**

ALL IDEAS, DESIGNS, ARRANGEMENTS, PLANS AND SPECIFICATIONS INDICATED OR REPRESENTED BY THIS DRAWING ARE OWNED BY, AND THE PROPERTY OF ADACHE GROUP ARCHITECTS, INC. AND WERE CREATED, EVOLVED AND DEVELOPED FOR USE ON, AND IN CONNECTION WITH, THE SPECIFIED PROJECT. NONE OF THESE IDEAS, PLANS, ARRANGEMENTS, AND SPECIFICATIONS SHALL BE USED BY OR DISCLOSED TO ANY PERSON, CORPORATION OR FIRM FOR ANY PURPOSE WHATSOEVER WITHOUT THE WRITTEN PERMISSION OF ADACHE GROUP ARCHITECTS, INC. VISUAL CONTACT WITH THESE PLANS OR SPECIFICATIONS SHALL CONSTITUTE CONCLUSIVE EVIDENCE OF ACCEPTANCE OF THESE RESTRICTIONS. ALL RIGHTS RESERVED. © 2005

**DATE:** 08/21/06

**SCALE:** AS NOTED

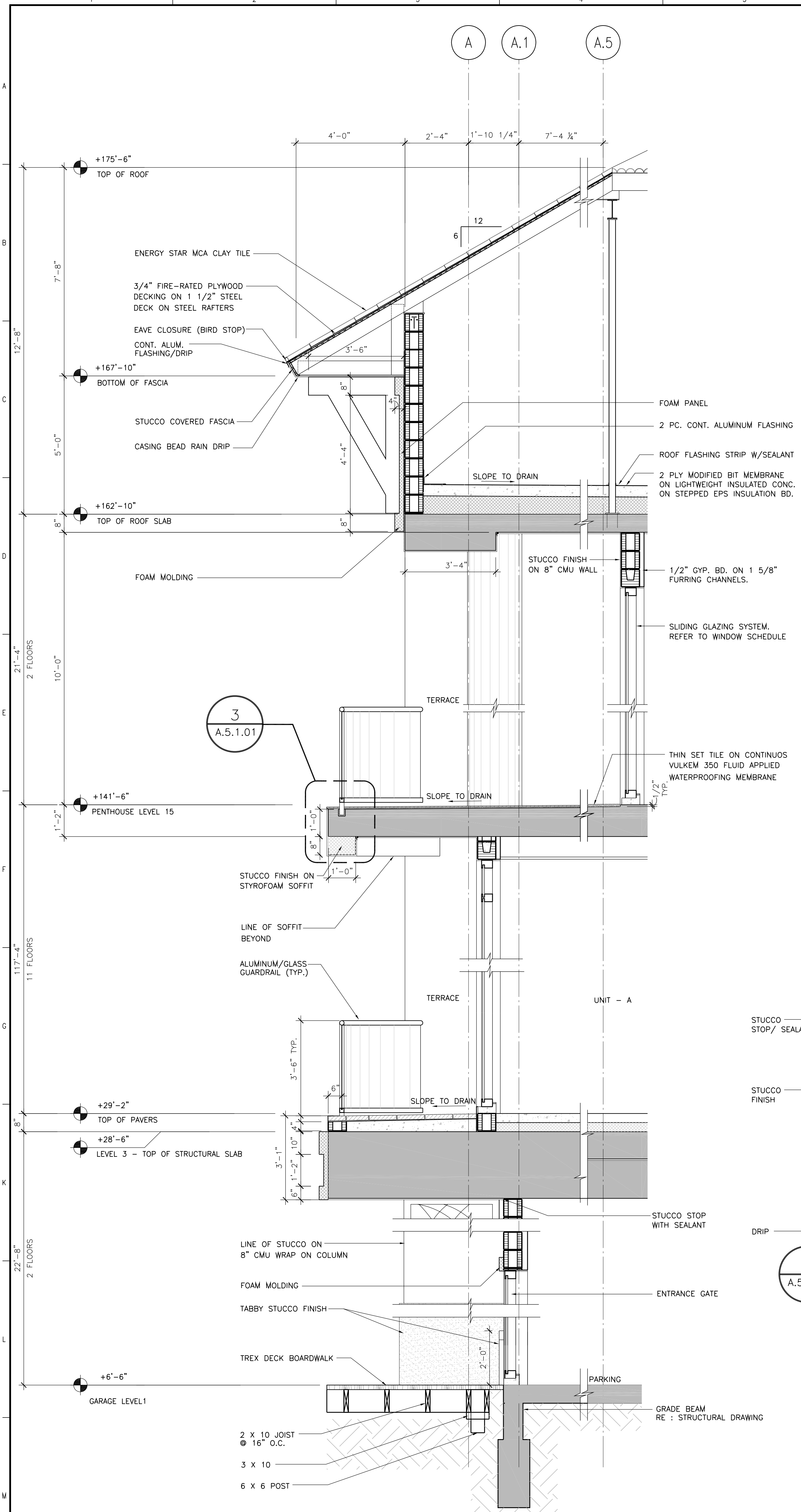
**DRAWN BY:** CE

**CHECKED BY:** CE

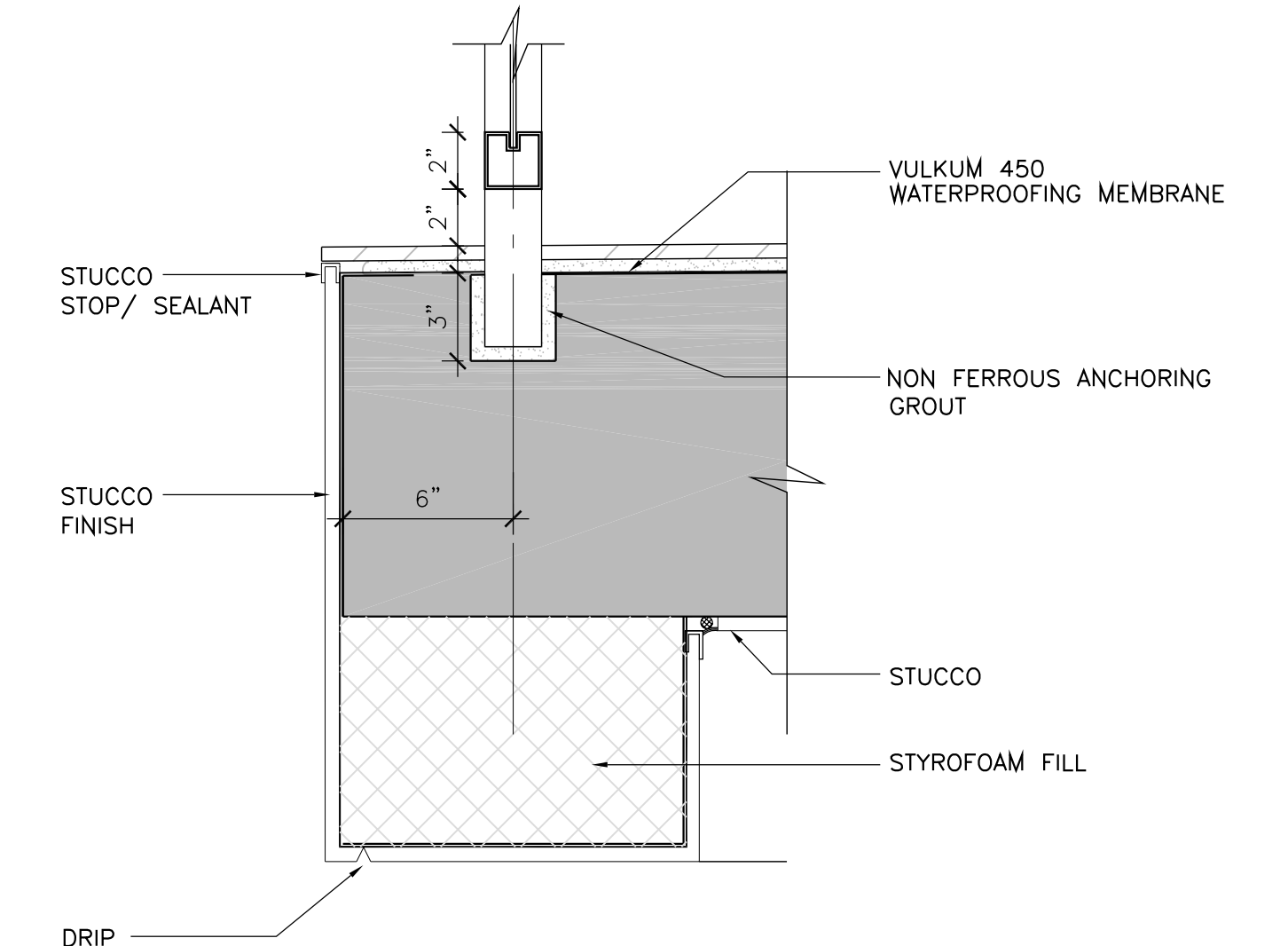
**JOB NO.:** 45.05A

**SHEET NO.:**

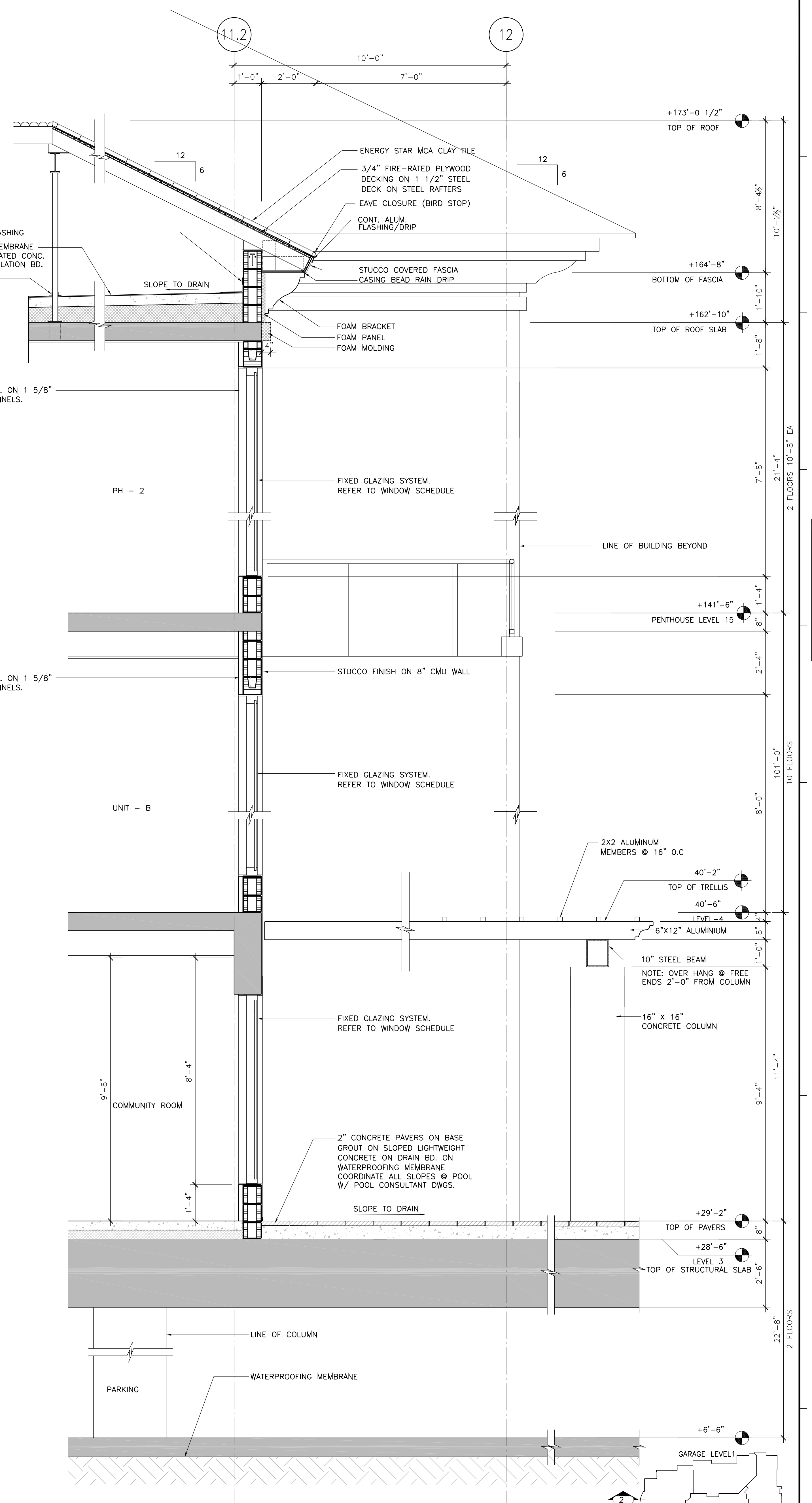
**A.4.2.05**



**2 WALL SECTION**  
A.5.1.01 SCALE: 1/2" = 1'-0"



**3 GUARDRAIL DETAIL**  
A.5.1.01 SCALE: 2" = 1'-0"



**1 WALL SECTION**  
A.5.1.01 SCALE: 1/2" = 1'-0"

**PROJECT DESIGN TEAM:**

**ARCHITECTS**  
ADACHE GROUP ARCHITECTS, INC.  
650 SOUTH FEDERAL HIGHWAY  
FT. LAUDERDALE, FLORIDA 33301  
PH (954) 525-8133 FAX (954) 728-8159  
E-MAIL: info@adache.com

**BLOODGOOD SHARP BUSTER**  
3816 WEST LINEBAUGH AVENUE, SUITE 212  
TAMPA, FLORIDA 33604  
PH (813) 265-4808 FAX (813) 265-4809  
E-MAIL: sbarker@bobsdesign.com

**CIVIL ENGINEER**  
FLORIDA DESIGN CONSULTANTS  
3030 STARKEY BOULEVARD  
NEW PORT RICHEY, FLORIDA 34655  
PH (727) 849-7558 FAX (727) 846-3648  
E-MAIL: emaxzu@fdesign.com

**M.E.P. ENGINEER**  
WADSWORTH-ONEAL ENGINEERING  
6416 COMMERCIAL PARK DRIVE  
FORT MYERS, FLORIDA 33912  
PH (239) 454-5611 FAX (239) 454-6401  
E-MAIL: dan@wadsworth-eng.com

**STRUCTURAL ENGINEER**  
O.E. OLSEN & ASSOCIATES  
3342 TYRONE BOULEVARD NORTH  
ST. PETERSBURG, FLORIDA 33710  
PH (727) 345-9397 FAX (727) 343-3207  
E-MAIL: dwool@oeo-eng.com

**LANDSCAPE ARCHITECT**  
PHIL GRAHAM COMPANY, P.A.  
436 SECOND STREET NORTH  
ST. PETERSBURG, FLORIDA 33701  
PH (727) 821-5225 FAX (727) 826-1626  
E-MAIL: hbooth@pgca.com

---

**OWNER:**

JMC COMMUNITIES  
2201 FOURTH STREET NORTH, SUITE 200  
ST. PETERSBURG, FLORIDA 33704  
PH (727) 823-0022 FAX (727) 821-2007  
© JMC COMMUNITIES, INC. 2005

---

**PROJECT:**

**RESIDENCES AT SANDPEARL**  
470 MANDALAY AVENUE  
CLEARWATER BEACH, FLORIDA 33767

---

**SEAL:**

---

**ISSUED FOR: PERMIT**  
**DATE:** 7/18/05

---

**REVISIONS:**

No.	DATE	REMARKS

---

**RECORD SET - ISSUED 03/02/2009**

\* Disclaimer: This Record Document has been prepared based on information provided by others. Adache Group Architects has not verified the accuracy or completeness of this information and shall not be responsible for any errors or omissions that may be incorporated herewith as a result.

---

**SHEET TITLE:**  
**WALL SECTIONS**

---

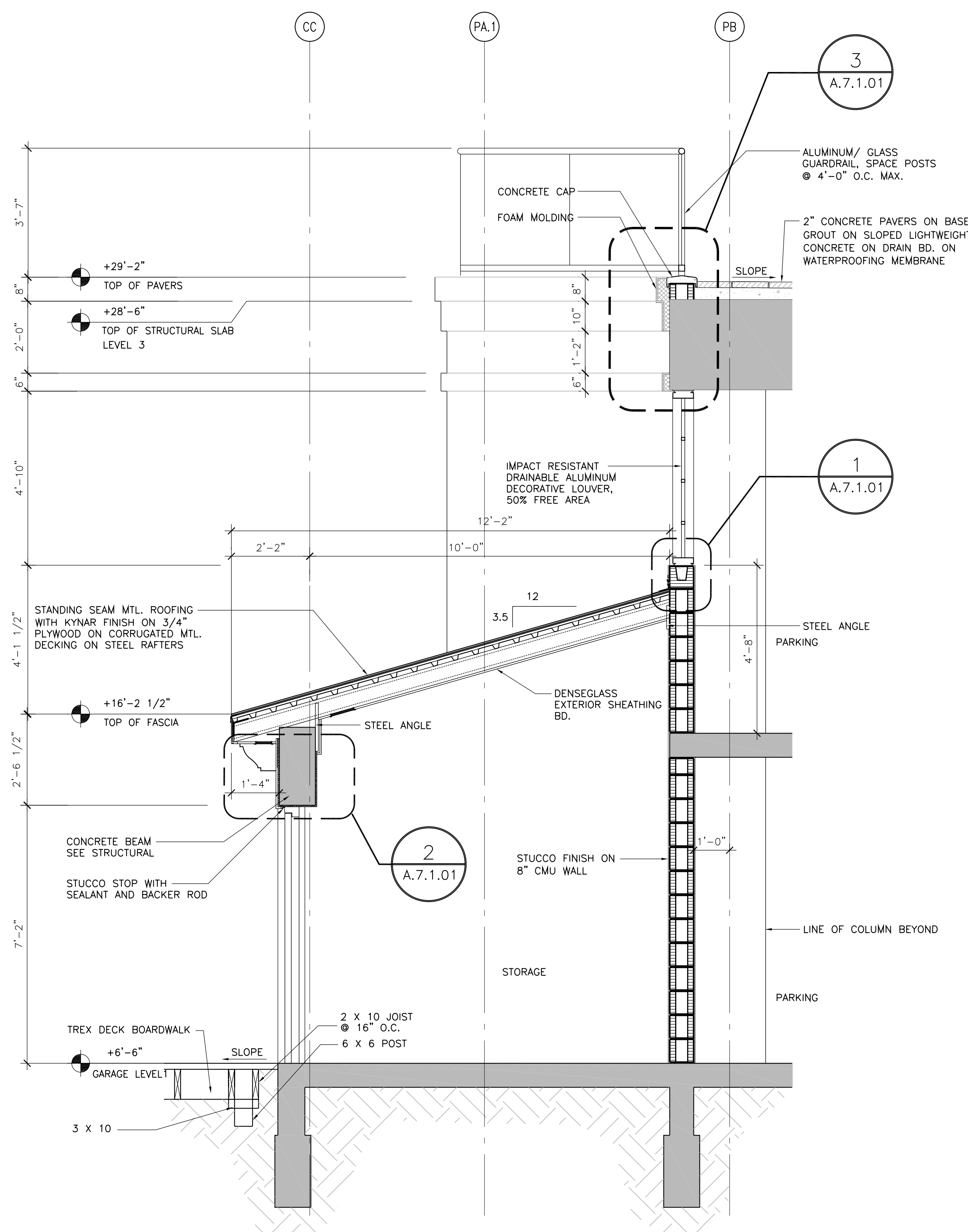
ALL IDEAS, DESIGNS, ARRANGEMENTS, PLANS AND SPECIFICATIONS INDICATED OR REPRESENTED BY THIS DRAWING ARE OWNED BY, AND THE PROPERTY OF ADACHE GROUP ARCHITECTS, INC. AND WERE CREATED, EVOLVED AND DEVELOPED FOR USE ON, AND IN CONNECTION WITH, THE SPECIFIED PROJECT. NONE OF THESE IDEAS, PLANS, ARRANGEMENTS, AND SPECIFICATIONS SHALL BE USED BY OR DISCLOSED TO ANY PERSON, CORPORATION OR FIRM FOR ANY PURPOSE WHATSOEVER WITHOUT THE WRITTEN PERMISSION OF ADACHE GROUP ARCHITECTS, INC. VISUAL CONTACT WITH THESE PLANS OR SPECIFICATIONS SHALL CONSTITUTE CONCLUSIVE EVIDENCE OF ACCEPTANCE OF THESE RESTRICTIONS. ALL RIGHTS RESERVED. © 2005

---

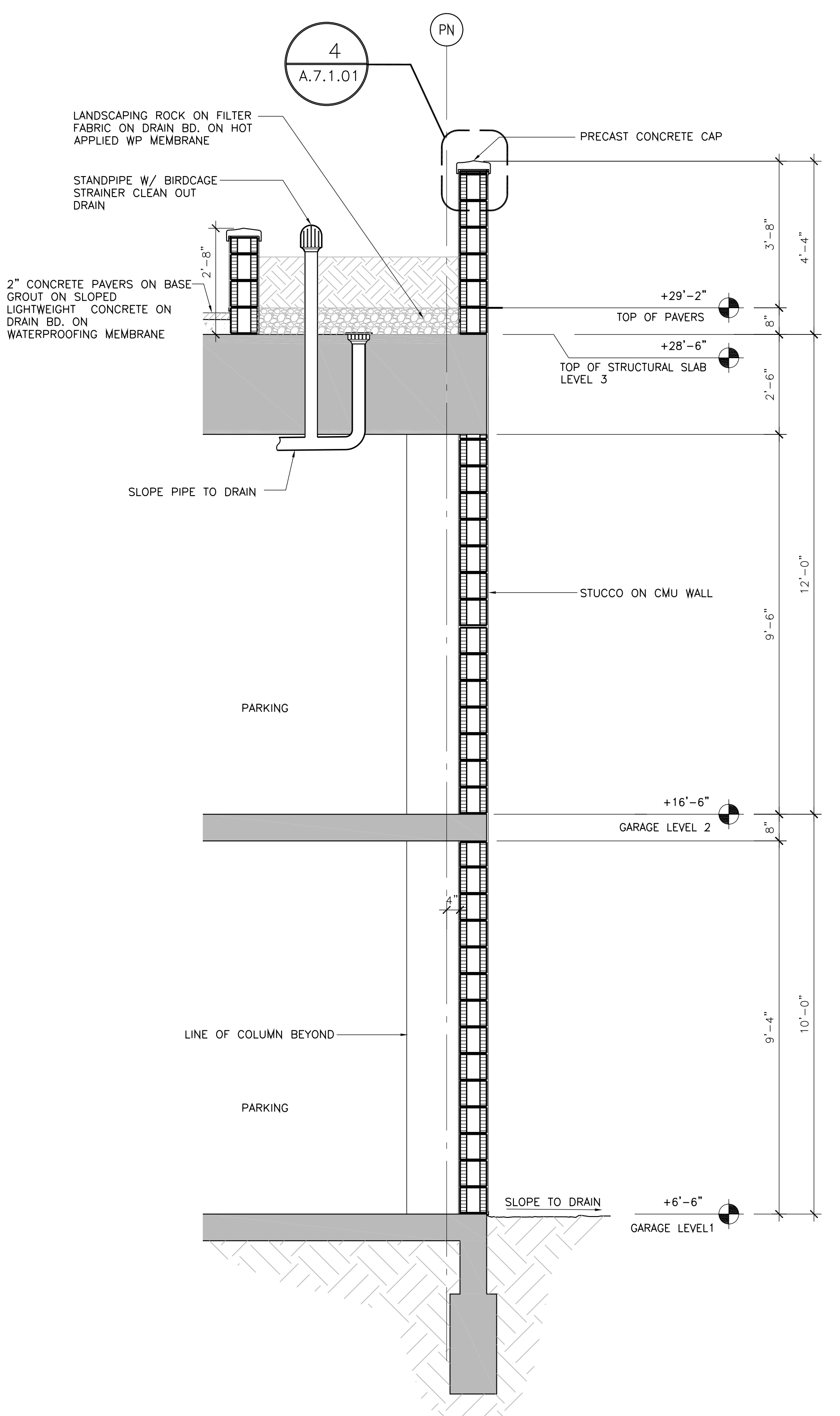
**DATE:** 08/21/06  
**SCALE:** AS NOTED  
**DRAWN BY:** -  
**CHECKED BY:** CE  
**JOB NO.:** 45.05A

---

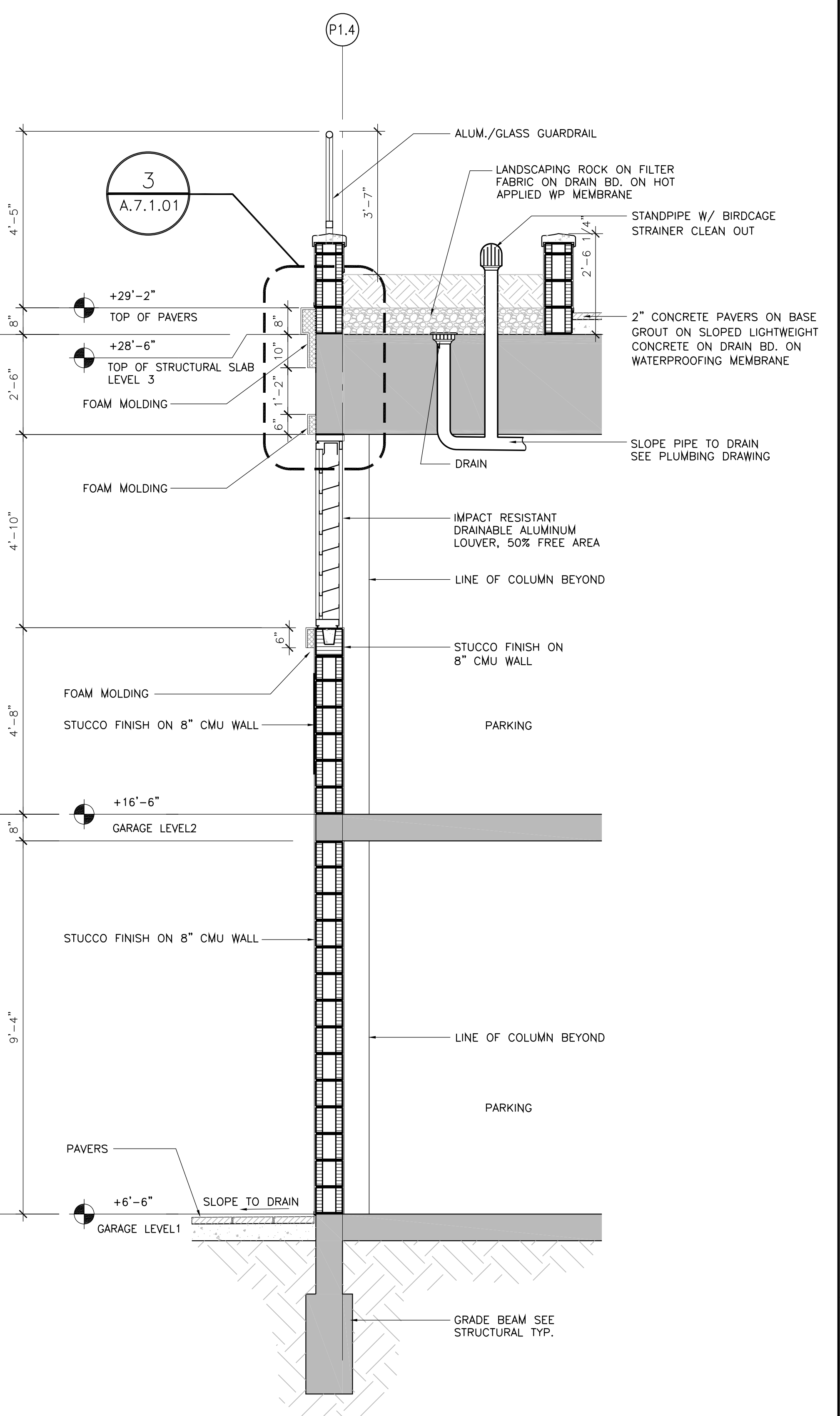
**SHEET NO.:**  
**A.5.1.01**



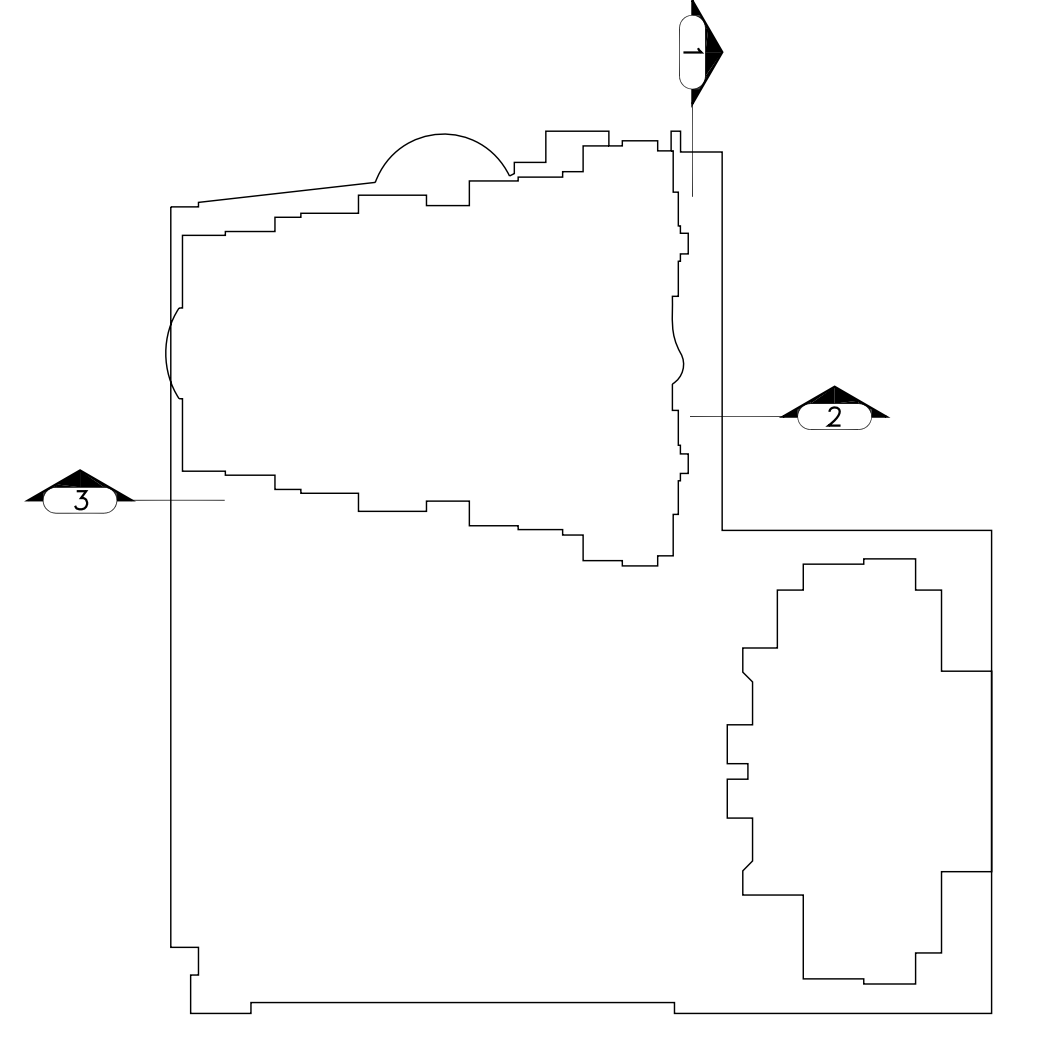
**3 WALL SECTION**  
A.5.1.02 SCALE: 1/2" = 1'-0"



**2 WALL SECTION**  
A.5.1.02 SCALE: 1/2" = 1'-0"



**1 WALL SECTION**  
A.5.1.02 SCALE: 1/2" = 1'-0"



**PROJECT DESIGN TEAM:**  
**ARCHITECTS**  
 ADACHE GROUP ARCHITECTS, INC.  
 550 SOUTH FEDERAL HIGHWAY  
 FT. LAUDERDALE, FLORIDA 33301  
 PH:(954) 525-8133 FAX:(954) 728-8159  
 E-MAIL: info@adache.com  
**BLOODGOOD SHARP BUSTER**  
 3816 WEST LINEBAUGH AVENUE, SUITE 212  
 TAMPA, FLORIDA 33604  
 PH:(813) 285-4808 FAX:(813) 285-4809  
 E-MAIL: sbarker@bobsdesign.com  
**CIVIL ENGINEER**  
 FLORIDA DESIGN CONSULTANTS  
 3030 STARKEY BOULEVARD  
 NEW PORT RICHEY, FLORIDA 34655  
 PH:(727) 849-7558 FAX:(727) 848-3648  
 E-MAIL: emazzu@fdesign.com  
**M.E.P. ENGINEER**  
 WADSWORTH-ONEAL ENGINEERING  
 6818 COMMERCIAL PARK DRIVE  
 FORT MYERS, FLORIDA 33912  
 PH:(239) 454-5511 FAX:(239) 454-5401  
 E-MAIL: don@wadsworth-eng.com  
**STRUCTURAL ENGINEER**  
 O.E. OLSEN & ASSOCIATES  
 3342 TYRONE BOULEVARD NORTH  
 ST. PETERSBURG, FLORIDA 33710  
 PH:(727) 345-9397 FAX:(727) 343-3207  
 E-MAIL: dwoolf@oeo-eng.com  
**LANDSCAPE ARCHITECT**  
 PHIL GRAHAM COMPANY, P.A.  
 436 SECOND STREET NORTH  
 ST. PETERSBURG, FLORIDA 33701  
 PH:(727) 851-5225 FAX:(727) 858-1626  
 E-MAIL: hbooth@pgca.com

**OWNER:**  
 JMC COMMUNITIES  
 2201 FOURTH STREET NORTH, SUITE 200  
 ST. PETERSBURG, FLORIDA 33704  
 PH:(727) 823-0022 FAX:(727) 821-2007  
 © JMC COMMUNITIES, INC. 2005

**PROJECT:**  
**RESIDENCES AT SANDPEARL**  
 470 MANDALAY AVENUE  
 CLEARWATER BEACH, FLORIDA 33767

**SEAL:**

**ISSUED FOR: PERMIT**  
**DATE: 7/18/05**

**REVISIONS:**

No.	DATE	REMARKS

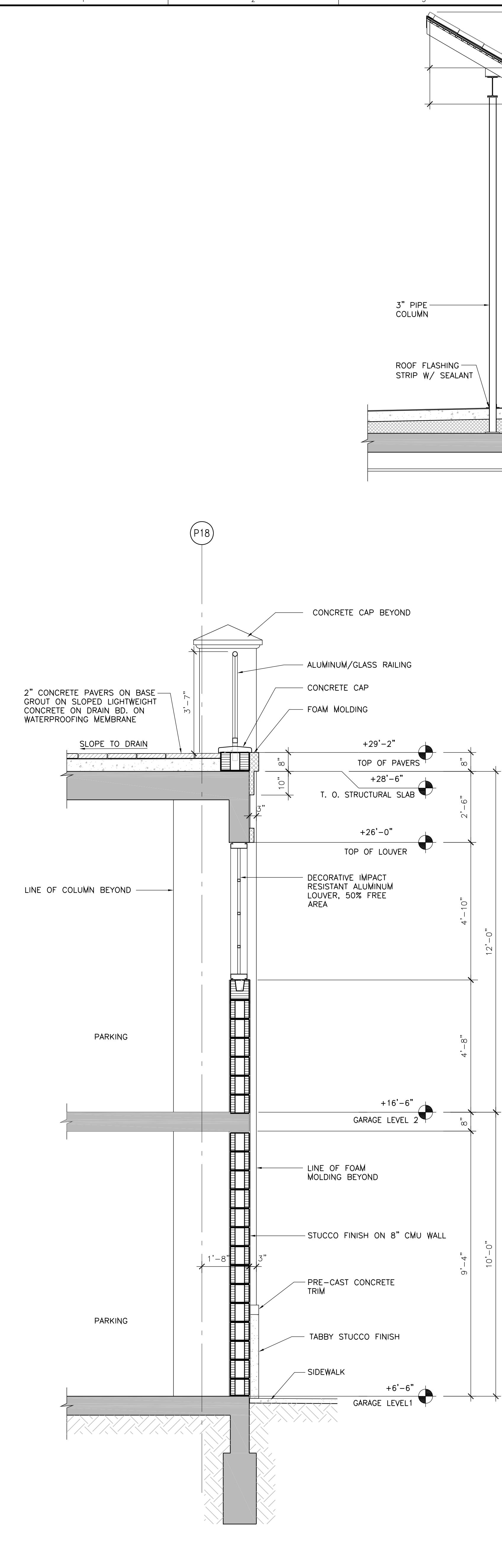
**RECORD SET - ISSUED 03/02/2009**  
 \* Disclaimer: This Record Document has been prepared based on information provided by others. Adache Group Architects has not verified the accuracy or completeness of this information and shall not be responsible for any errors or omissions that may be incorporated herein as a result.

**SHEET TITLE:**  
**WALL SECTIONS**

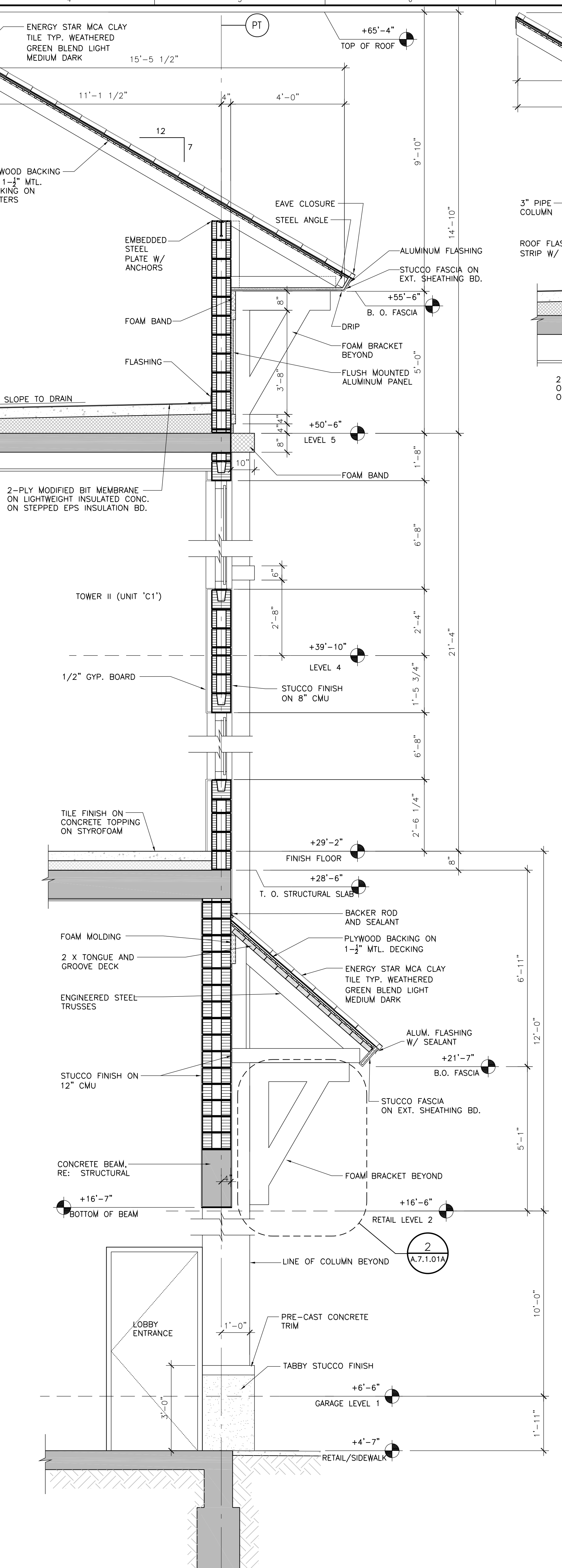
ALL IDEAS, DESIGNS, ARRANGEMENTS, PLANS AND SPECIFICATIONS INDICATED OR REPRESENTED BY THIS DRAWING ARE OWNED BY, AND THE PROPERTY OF ADACHE GROUP ARCHITECTS, INC. AND WERE CREATED, EVOLVED AND DEVELOPED FOR USE ON, AND IN CONNECTION WITH, THE SPECIFIED PROJECT. NONE OF THESE IDEAS, PLANS, ARRANGEMENTS, AND SPECIFICATIONS SHALL BE USED BY OR DISCLOSED TO ANY PERSON, CORPORATION OR FIRM FOR ANY PURPOSE WHATSOEVER WITHOUT THE WRITTEN PERMISSION OF ADACHE GROUP ARCHITECTS, INC. VISUAL CONTACT WITH THESE PLANS OR SPECIFICATIONS SHALL CONSTITUTE CONCLUSIVE EVIDENCE OF ACCEPTANCE OF THESE RESTRICTIONS. ALL RIGHTS RESERVED. © 2005

**DATE:** 08/21/06  
**SCALE:** AS NOTED  
**DRAWN BY:**  
**CHECKED BY:** CE  
**JOB NO.:** 45.05A

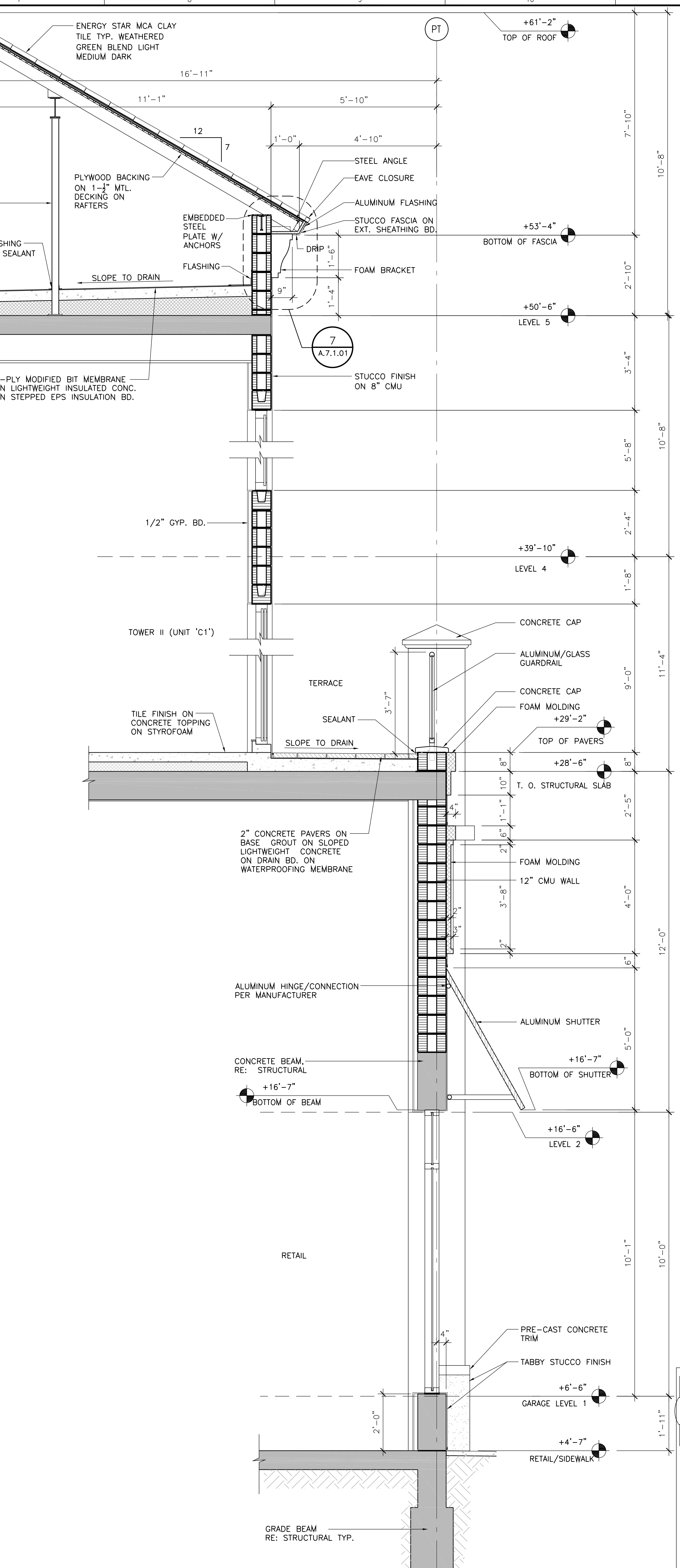
**SHEET NO.:**  
**A.5.1.02**



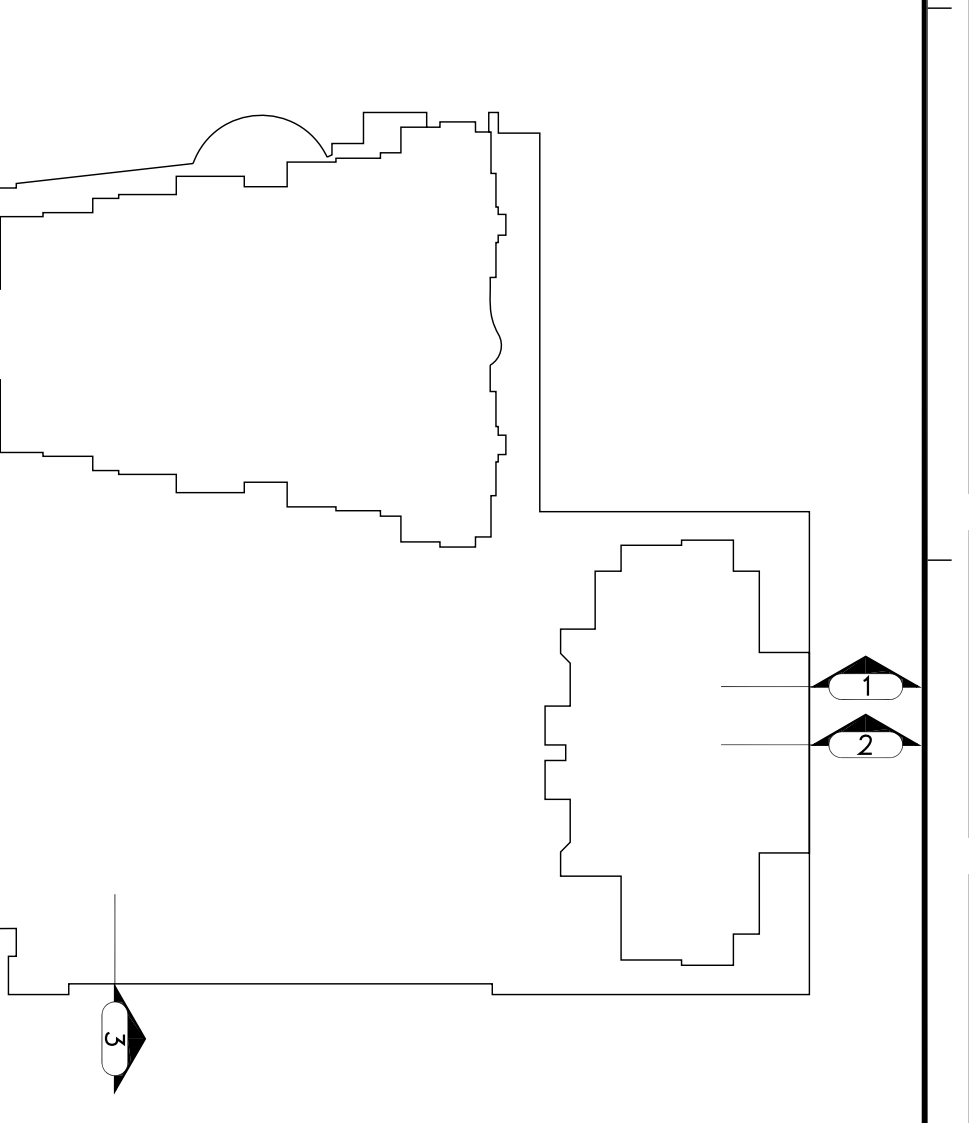
**3 WALL SECTION**  
A.5.1.03 SCALE: 1/2" = 1'-0"



**2 WALL SECTION**  
A.5.1.03 SCALE: 1/2" = 1'-0"



**1 WALL SECTION**  
A.5.1.03 SCALE: 1/2" = 1'-0"



**PROJECT DESIGN TEAM:**

**ARCHITECTS**  
ADACHE GROUP ARCHITECTS, INC.  
650 SOUTH FEDERAL HIGHWAY  
FT. LAUDERDALE, FLORIDA 33301  
PH:(954) 526-8133 FAX:(954) 726-8159  
E-MAIL: info@adache.com

**BLOODGOOD SHARP BUSTER**  
3816 WEST LINEBAUGH AVENUE, SUITE 212  
TAMPA, FLORIDA 33624  
PH:(813) 265-4928 FAX:(813) 265-4909  
E-MAIL: sbarker@bbsdesign.com

**CIVIL ENGINEER**  
FLORIDA DESIGN CONSULTANTS  
3030 STARKEY BOULEVARD  
NEW PORT RICHEY, FLORIDA 34655  
PH:(727) 849-7588 FAX:(727) 846-3648  
E-MAIL: emaxzur@fdcsign.com

**M.E.P. ENGINEER**  
WADSWORTH-ONEAL ENGINEERING  
6416 COMMERCIAL PARK DRIVE  
FORT MYERS, FLORIDA 33912  
PH:(239) 454-5611 FAX:(239) 454-6401  
E-MAIL: don@wadsworth-eng.com

**STRUCTURAL ENGINEER**  
O.E. OLSEN & ASSOCIATES  
3342 TYNONE BOULEVARD NORTH  
ST. PETERSBURG, FLORIDA 33710  
PH:(727) 345-9397 FAX:(727) 343-3207  
E-MAIL: dwo@oeo-eng.com

**LANDSCAPE ARCHITECT**  
PHIL GRAHAM COMPANY, P.A.  
436 SECOND STREET NORTH  
ST. PETERSBURG, FLORIDA 33701  
PH:(727) 861-5225 FAX:(727) 856-1626  
E-MAIL: hbooth@gpca.com

---

**OWNER:**  
JMC COMMUNITIES  
2201 FOURTH STREET NORTH, SUITE 200  
ST. PETERSBURG, FLORIDA 33704  
PH:(727) 823-0022 FAX:(727) 821-2007  
© JMC COMMUNITIES, INC. 2005

---

**PROJECT:**  
**RESIDENCES AT SANDPEARL**  
470 MANDALAY AVENUE  
CLEARWATER BEACH, FLORIDA 33767

---

**SEAL:**

---

**ISSUED FOR: PERMIT**  
**DATE: 4/5/06**

---

REVISIONS:		
No.	DATE	REMARKS

---

**RECORD SET - ISSUED 03/02/2009**

\* Disclaimer: This Record Document has been prepared based on information provided by others. Adache Group Architects has not verified the accuracy or completeness of this information and shall not be responsible for any errors or omissions that may be incorporated herewith as a result.

---

**SHEET TITLE:**  
**WALL SECTION**

---

ALL IDEAS, DESIGNS, ARRANGEMENTS, PLANS AND SPECIFICATIONS INDICATED OR REPRESENTED BY THIS DRAWING ARE OWNED BY, AND THE PROPERTY OF ADACHE GROUP ARCHITECTS, INC. AND WERE CREATED, EVOLVED AND DEVELOPED FOR USE ON, AND IN CONNECTION WITH, THE SPECIFIED PROJECT. NONE OF THESE IDEAS, PLANS, ARRANGEMENTS, AND SPECIFICATIONS SHALL BE USED BY OR DISCLOSED TO ANY PERSON, CORPORATION OR FIRM FOR ANY PURPOSE WHATSOEVER WITHOUT THE WRITTEN PERMISSION OF ADACHE GROUP ARCHITECTS, INC. VISUAL CONTACT WITH THESE PLANS OR SPECIFICATIONS SHALL CONSTITUTE CONCLUSIVE EVIDENCE OF ACCEPTANCE OF THESE RESTRICTIONS. ALL RIGHTS RESERVED. © 2005

---

**DATE:** 08/21/06  
**SCALE:** AS NOTED  
**DRAWN BY:**  
**CHECKED BY:** CE  
**JOB NO.:** 45.05A

---

**SHEET NO.:**  
**A.5.1.03**



**PROJECT DESIGN TEAM:**  
**ARCHITECTS**  
 ADACHE GROUP ARCHITECTS, INC.  
 550 SOUTH FEDERAL HIGHWAY  
 FT. LAUDERDALE, FLORIDA 33301  
 PH:(954) 525-8133 FAX:(954) 726-8159  
 E-MAIL: info@adache.com

**BLOODGOOD SHARP BUSTER**  
 3816 WEST LINEBAUGH AVENUE, SUITE 212  
 TAMPA, FLORIDA 33624  
 PH:(813) 255-4928 FAX:(813) 285-4809  
 E-MAIL: ebarker@bbsdesign.com

**CIVIL ENGINEER**  
 FLORIDA DESIGN CONSULTANTS  
 3030 STARKY BOULEVARD  
 NEW PORT RICHEY, FLORIDA 34655  
 PH:(727) 849-7588 FAX:(727) 846-3648  
 E-MAIL: emazzur@fdesign.com

**M.E.P. ENGINEER**  
 WADSWORTH-ONEAL ENGINEERING  
 6416 COMMERCE PARK DRIVE  
 FORT MYERS, FLORIDA 33912  
 PH:(239) 454-5611 FAX:(239) 454-6401  
 E-MAIL: don@wadsworth-eng.com

**STRUCTURAL ENGINEER**  
 O.E. OLSEN & ASSOCIATES  
 3342 TYRONE BOULEVARD NORTH  
 ST. PETERSBURG, FLORIDA 33710  
 PH:(727) 345-9397 FAX:(727) 343-3207  
 E-MAIL: doel@oeo-eng.com

**LANDSCAPE ARCHITECT**  
 PHIL GRAHAM COMPANY, P.A.  
 436 SECOND STREET NORTH  
 ST. PETERSBURG, FLORIDA 33701  
 PH:(727) 821-5225 FAX:(727) 826-1626  
 E-MAIL: phil@pgca.com

**OWNER:**  
 JMC COMMUNITIES  
 2201 FOURTH STREET NORTH, SUITE 200  
 ST. PETERSBURG, FLORIDA 33704  
 PH:(727) 823-0022 FAX:(727) 821-2007  
 © JMC COMMUNITIES, INC. 2005

**PROJECT:**  
**RESIDENCES AT SANDPEARL**  
 470 MANDALAY AVENUE  
 CLEARWATER BEACH, FLORIDA 33767

**SEAL:**

**ISSUED FOR: PERMIT**  
**DATE: 7/18/05**

**REVISIONS:**

No.	DATE	REMARKS

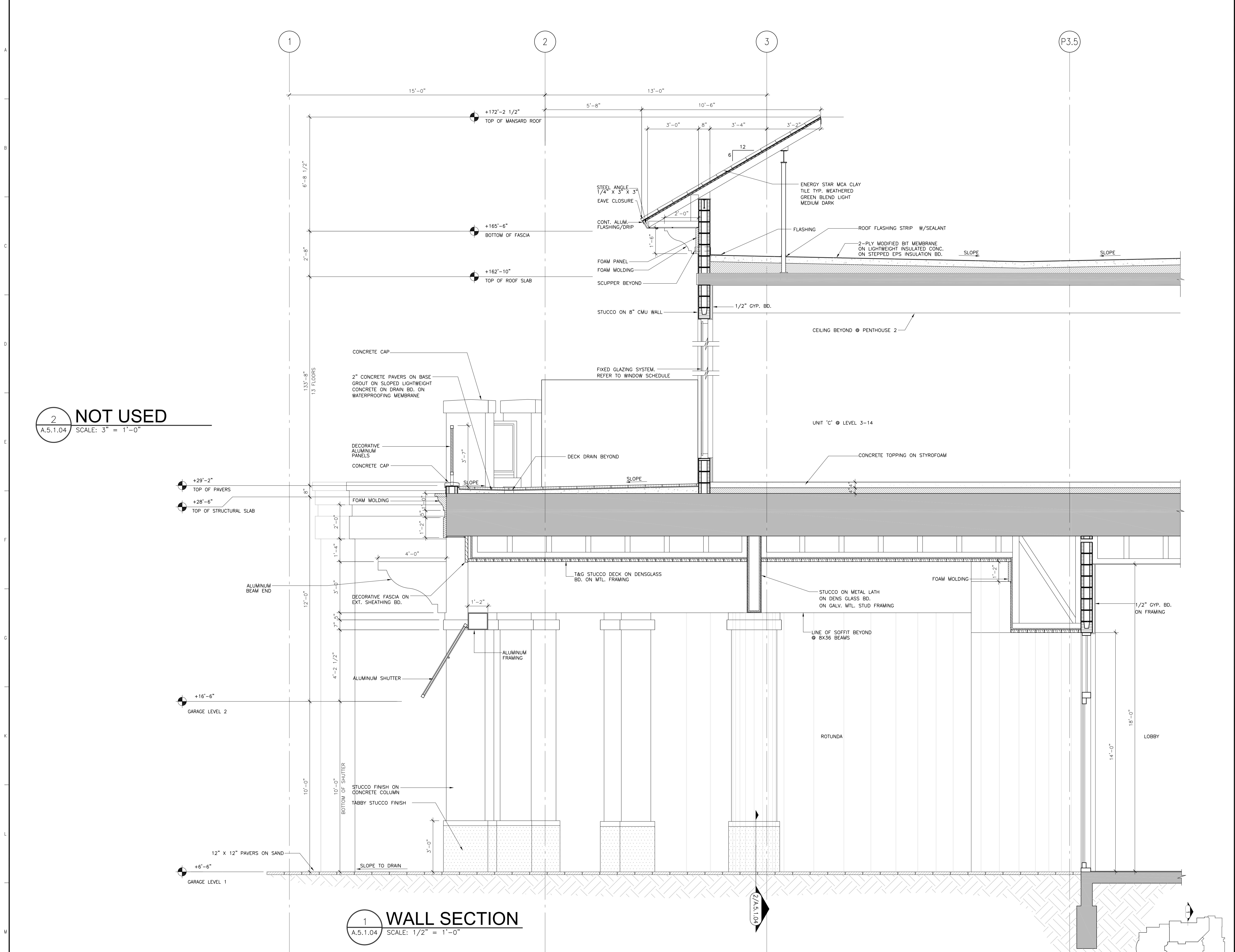
**RECORD SET - ISSUED 03/02/2009**  
 \*Disclaimer: This Record Document has been prepared based on information provided by others. Adache Group Architects has not verified the accuracy or completeness of this information and shall not be responsible for any errors or omissions that may be incorporated herewith as a result.

**SHEET TITLE:**  
**WALL SECTIONS**

ALL IDEAS, DESIGNS, ARRANGEMENTS, PLANS AND SPECIFICATIONS INDICATED OR REPRESENTED BY THIS DRAWING ARE OWNED BY, AND THE PROPERTY OF ADACHE GROUP ARCHITECTS, INC. AND WERE CREATED, EVOLVED AND DEVELOPED FOR USE ON, AND IN CONNECTION WITH, THE SPECIFIED PROJECT. NONE OF THESE IDEAS, PLANS, ARRANGEMENTS, AND SPECIFICATIONS SHALL BE USED BY OR DISCLOSED TO ANY PERSON, CORPORATION OR FIRM FOR ANY PURPOSE WHATSOEVER WITHOUT THE WRITTEN PERMISSION OF ADACHE GROUP ARCHITECTS, INC. VISUAL CONTACT WITH THESE PLANS OR SPECIFICATIONS SHALL CONSTITUTE CONCLUSIVE EVIDENCE OF ACCEPTANCE OF THESE RESTRICTIONS. ALL RIGHTS RESERVED. © 2005

**DATE:** 08/21/06  
**SCALE:** AS NOTED  
**DRAWN BY:**  
**CHECKED BY:** CE  
**JOB NO.:** 45.05A

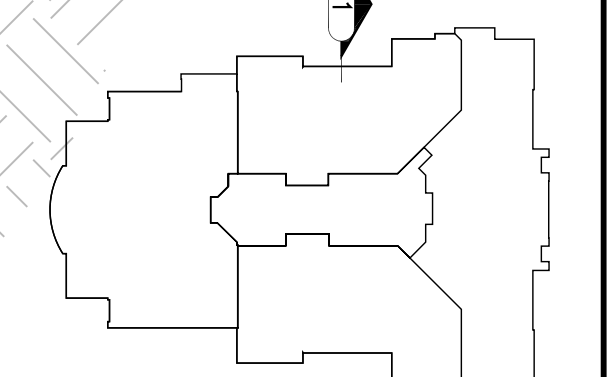
**SHEET NO.:**  
**A.5.1.04**

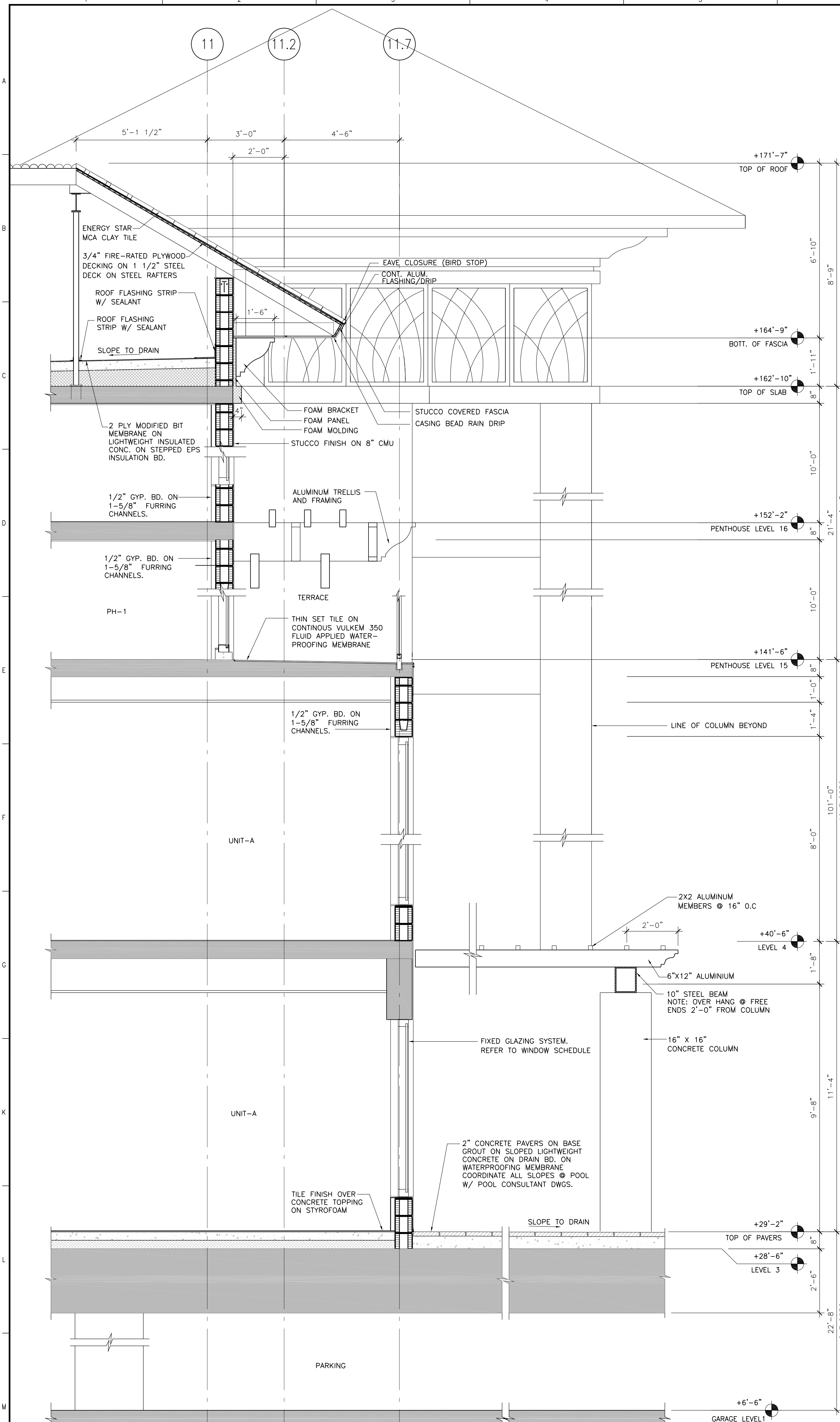


**2 NOT USED**  
 A.5.1.04 SCALE: 3" = 1'-0"

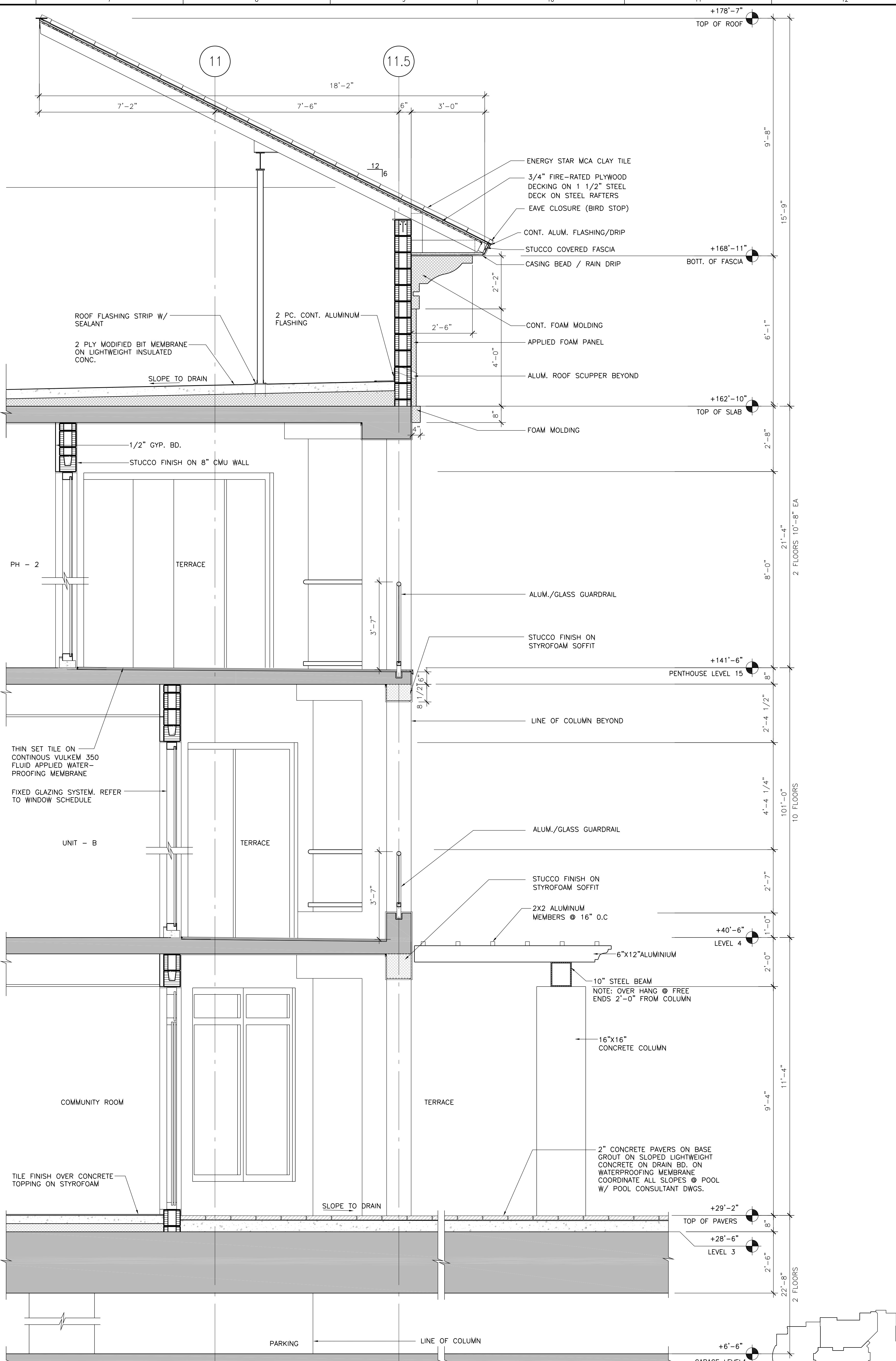
**1 WALL SECTION**  
 A.5.1.04 SCALE: 1/2" = 1'-0"

A.5.1.04





**2** WALL SECTION  
A.5.1.05 SCALE: 1/2" = 1'-0"



**1** WALL SECTION  
A.5.1.05 SCALE: 1/2" = 1'-0"

**PROJECT DESIGN TEAM:**  
**ARCHITECTS**  
 ADACHE GROUP ARCHITECTS, INC.  
 550 SOUTH FEDERAL HIGHWAY  
 FT. LAUDERDALE, FLORIDA 33301  
 PH: (954) 525-8133 FAX: (954) 728-8159  
 E-MAIL: info@adache.com  
**BLOODGOOD SHARP BUSTER**  
 FLORIDA DESIGN CONSULTANTS  
 3816 WEST LINEBAUGH AVENUE, SUITE 212  
 TAMPA, FLORIDA 33624  
 PH: (813) 265-4808 FAX: (813) 265-4809  
 E-MAIL: sbarker@boshdesign.com  
**CIVIL ENGINEER**  
 FLORIDA DESIGN CONSULTANTS  
 3030 STARKEY BOULEVARD  
 NEW PORT RICHEY, FLORIDA 34655  
 PH: (727) 849-7588 FAX: (727) 848-9648  
 E-MAIL: emaxzur@design.com  
**M.E.P. ENGINEER**  
 WADSWORTH-ONEAL ENGINEERING  
 8418 COMMERCIAL PARK DRIVE  
 FORT MYERS, FLORIDA 33912  
 PH: (239) 454-5611 FAX: (239) 454-5401  
 E-MAIL: don@wadsworth-eng.com

**OWNER:**  
 JMC COMMUNITIES  
 2201 FOURTH STREET NORTH, SUITE 200  
 ST. PETERSBURG, FLORIDA 33704  
 PH: (727) 823-0022 FAX: (727) 821-2007  
 © JMC COMMUNITIES, INC. 2005

**PROJECT:**  
**RESIDENCES AT SANDPEARL**  
 470 MANDALAY AVENUE  
 CLEARWATER BEACH, FLORIDA 33767

**SEAL:**  
 \_\_\_\_\_  
 \_\_\_\_\_

**ISSUED FOR: PERMIT**  
**DATE: 7/18/05**

**REVISIONS:**

No.	DATE	REMARKS

**RECORD SET - ISSUED 03/02/2009**  
 \*Disclaimer: This Record Document has been prepared based on information provided by others. Adache Group Architects has not verified the accuracy or completeness of this information and shall not be responsible for any errors or omissions that may be incorporated herewith as a result.

**SHEET TITLE:**  
**WALL SECTIONS**

ALL IDEAS, DESIGNS, ARRANGEMENTS, PLANS AND SPECIFICATIONS INDICATED OR REPRESENTED BY THIS DRAWING ARE OWNED BY, AND THE PROPERTY OF ADACHE GROUP ARCHITECTS, INC. AND WERE CREATED, EVOLVED AND DEVELOPED FOR USE ON, AND IN CONNECTION WITH, THE SPECIFIED PROJECT. NONE OF THESE IDEAS, PLANS, ARRANGEMENTS, AND SPECIFICATIONS SHALL BE USED BY OR DISCLOSED TO ANY PERSON, CORPORATION OR FIRM FOR ANY PURPOSE WHATSOEVER WITHOUT THE WRITTEN PERMISSION OF ADACHE GROUP ARCHITECTS, INC. VISUAL CONTACT WITH THESE PLANS OR SPECIFICATIONS SHALL CONSTITUTE CONCLUSIVE EVIDENCE OF ACCEPTANCE OF THESE RESTRICTIONS. ALL RIGHTS RESERVED. © 2005

**DATE:** 08/21/06  
**SCALE:** AS NOTED  
**DRAWN BY:**  
**CHECKED BY:** CE  
**JOB NO.:** 45.05A

**SHEET NO.:**  
**A.5.1.05**



ROOM FINISH SCHEDULE

Table with columns: LOCATION, MARK, ROOM NAME, FLOOR, MOULDING (BASE, CHAIR, CROWN), WALLS, CEILING, REMARKS. Rows include units A through Y.

ROOM FINISH SCHEDULE

Table with columns: LOCATION, MARK, ROOM NAME, FLOOR, MOULDING (BASE, CHAIR, CROWN), WALLS, CEILING, REMARKS. Rows include penthouse units.

ABBREVIATIONS

Table of abbreviations: ACT ACoustical TILE, AL ALUMINUM, C CARPET, CONC CONCRETE, CR CHAIRRAIL, CMU CONCRETE MASONRY UNIT, CT CERAMIC TILE, CM CROWN MOULDING, EIFS EXT INSUL& FINISH SYSTEM, EXC EXPOSED CONSTRUCTION, FRP FIBER REINF. PANEL, G GRANITE, GL GLASS, GWB GYPSUM WALL BOARD, HC HOLLOW CORE, HM HOLLOW METAL, KD KNOCKDOWN FINISH, M MARBLE, MDF MEDIUM DENSITY FIBER BOARD, OH OVERHEAD, P PAINT, PPT PRIME PAINT, PT PORCELAIN TILE, QT QUARRY TILE, S STAIN, SC SOLID CORE, ST STUCCO, SW SWING, 4VB 4 VINYL BASE, VCT VINYL COMPOSITION TILE, WC WALL COVERING, WD WOOD.

NOTE: FULL HEIGHT TILE AT SHOWER

PROJECT DESIGN TEAM:

ARCHITECTS ADACHE GROUP ARCHITECTS, INC. 550 SOUTH FEDERAL HIGHWAY FT. LAUDERDALE, FLORIDA 33301 PH:(954) 526-8133 FAX:(954) 726-9159 E-MAIL: info@adache.com

BLOODGOOD SHARP BUSTER 3816 WEST LINEAUGH AVENUE, SUITE 212 TAMPA, FLORIDA 33604 PH:(813) 285-4808 FAX:(813) 285-4809 E-MAIL: sbarker@bssbdesign.com

CIVIL ENGINEER FLORIDA DESIGN CONSULTANTS 3030 STARKY BOULEVARD NEW PORT RICHEY, FLORIDA 34655 PH:(727) 849-7588 FAX:(727) 846-9648 E-MAIL: emax@fdcsign.com

M.E.P. ENGINEER WADSWORTH-ONEAL ENGINEERING 6416 COMMERCIAL PARK DRIVE FORT MYERS, FLORIDA 33912 PH:(239) 454-5611 FAX:(239) 454-5401 E-MAIL: ceng@wadswortheng.com

STRUCTURAL ENGINEER O.E. OLSEN & ASSOCIATES 3342 TYRONE BOULEVARD NORTH ST. PETERSBURG, FLORIDA 33716 PH:(727) 345-9397 FAX:(727) 343-3207 E-MAIL: doelf@oeo-eng.com

LANDSCAPE ARCHITECT CANIN/SCJ 500 DELANEY AVENUE ORLANDO, FLORIDA 32801 PH:(407) 422-9490 FAX:(407) 425-7427 E-MAIL: mcoo@canin.com

OWNER:

JMC COMMUNITIES 2201 FOURTH STREET NORTH, SUITE 200 ST. PETERSBURG, FLORIDA 33704 PH:(727) 823-0022 FAX:(727) 821-2007

PROJECT:

RESIDENCES AT SANDPEARL

500 NORTH MANDALAY AVE. CLEARWATER BEACH, FLORIDA 33766

SEAL:

ISSUED FOR: PERMIT

DATE: 7/18/05

REVISIONS:

Table with columns: No., DATE, REMARKS. Includes a grid for recording revisions.

SHEET TITLE: UNIT FINISH SCHEDULE

ALL IDEAS, DESIGNS, ARRANGEMENTS, PLANS AND SPECIFICATIONS INDICATED OR REPRESENTED BY THIS DRAWING ARE OWNED BY, AND THE PROPERTY OF ADACHE GROUP ARCHITECTS, INC. AND WERE CREATED, EVOLVED AND DEVELOPED FOR USE ON, AND IN CONNECTION WITH, THE SPECIFIED PROJECT. NONE OF THESE IDEAS, PLANS, ARRANGEMENTS, AND SPECIFICATIONS SHALL BE USED BY OR DISCLOSED TO ANY PERSON, CORPORATION OR FIRM FOR ANY PURPOSE WHATSOEVER WITHOUT THE WRITTEN PERMISSION OF ADACHE GROUP ARCHITECTS, INC. VISUAL CONTACT WITH THESE PLANS OR SPECIFICATIONS SHALL CONSTITUTE CONCLUSIVE EVIDENCE OF ACCEPTANCE OF THESE RESTRICTIONS. ALL RIGHTS RESERVED. © 2005

DATE: 08/21/06

SCALE: NOT TO SCALE

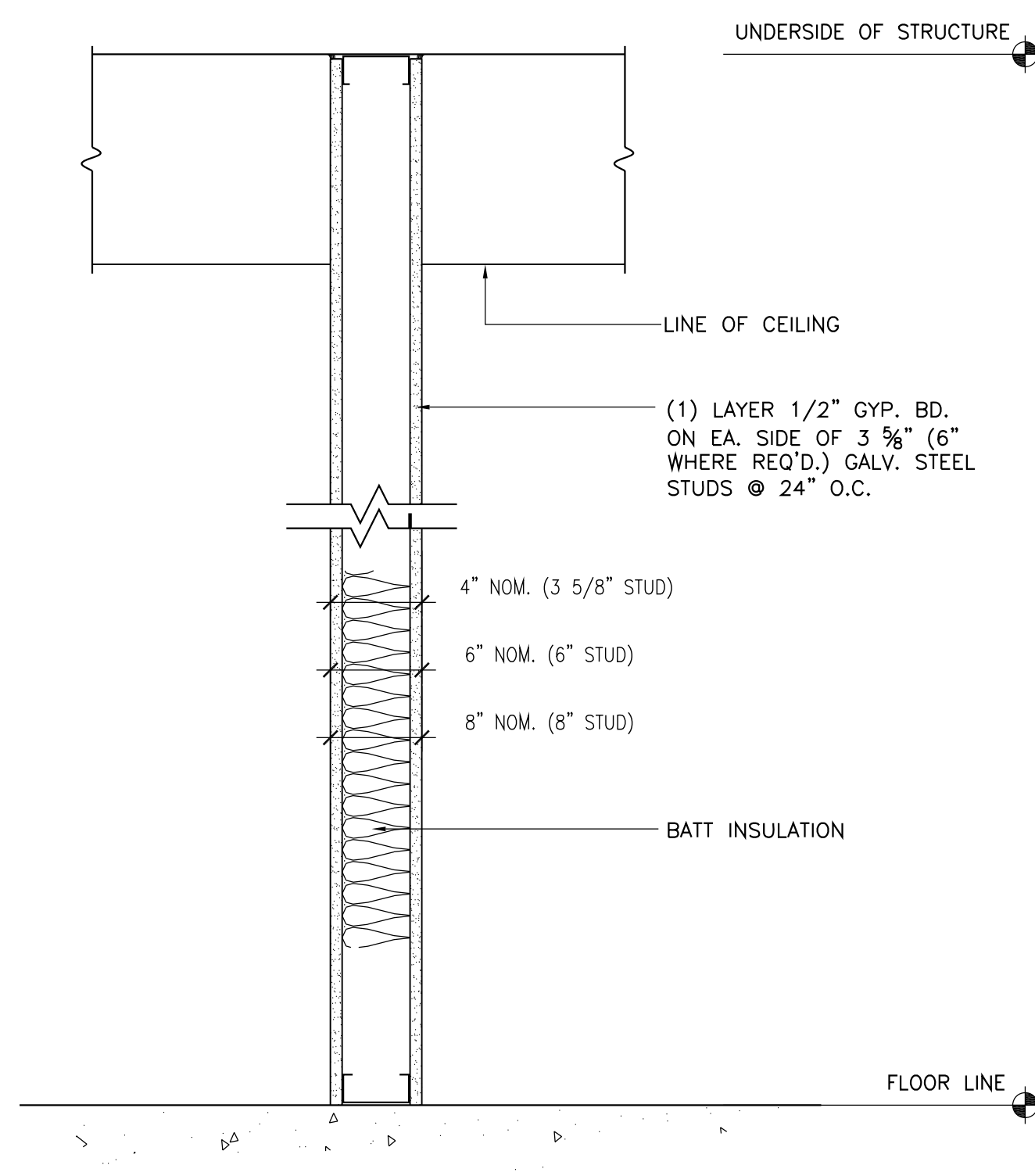
DRAWN BY: CE

CHECKED BY: CE

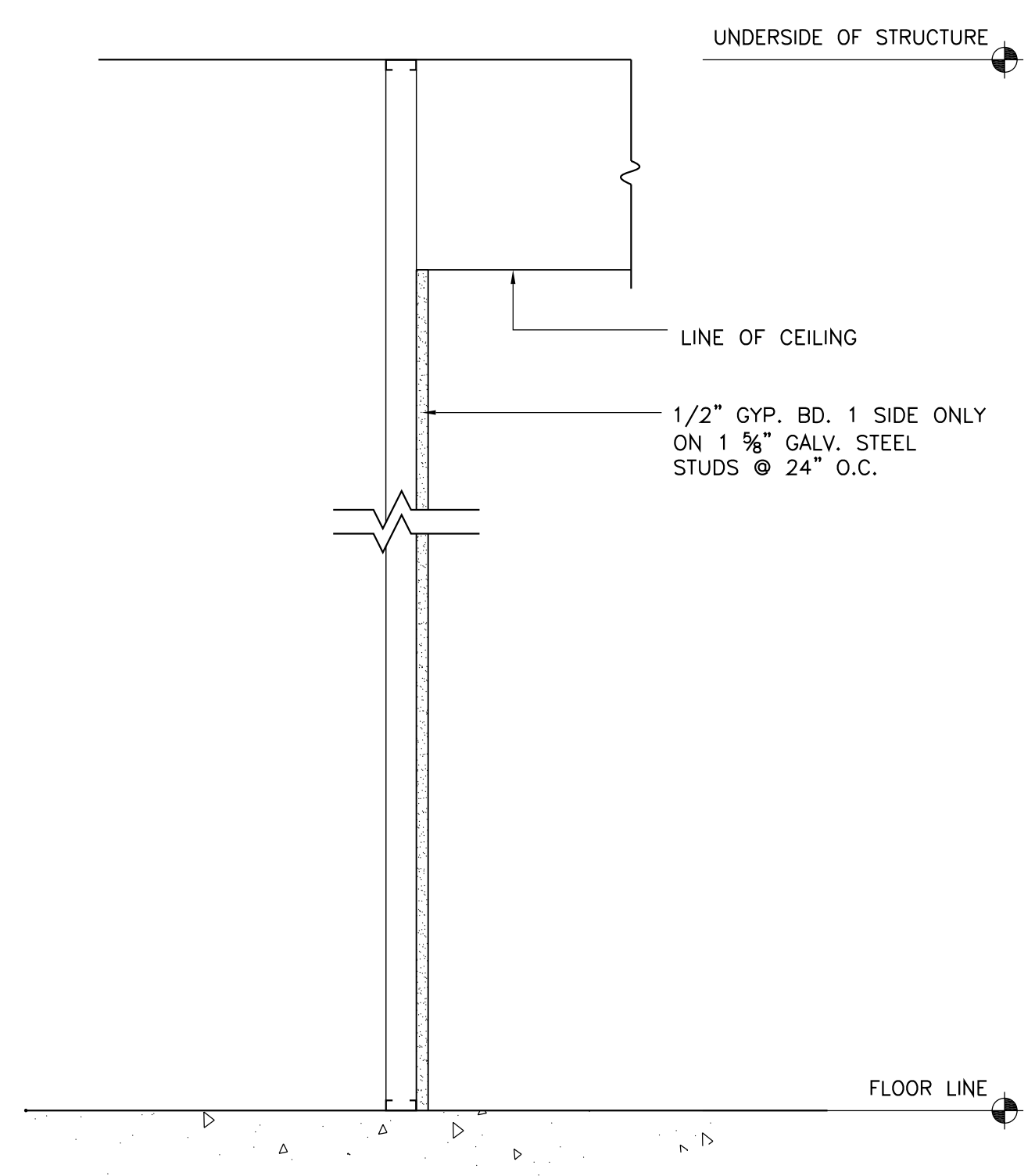
JOB NO.: 45.05A

SHEET NO.:

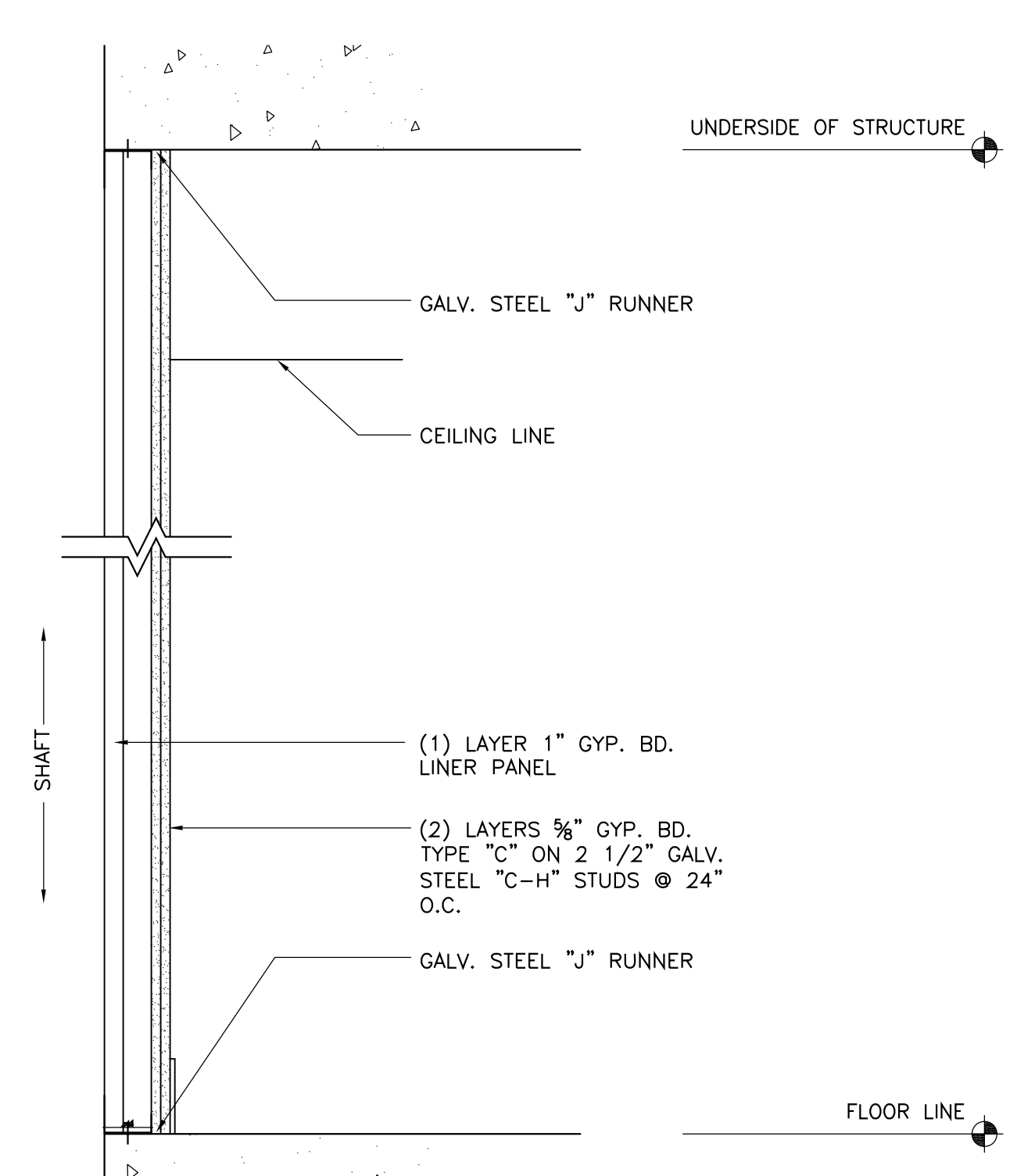
A.6.1.02



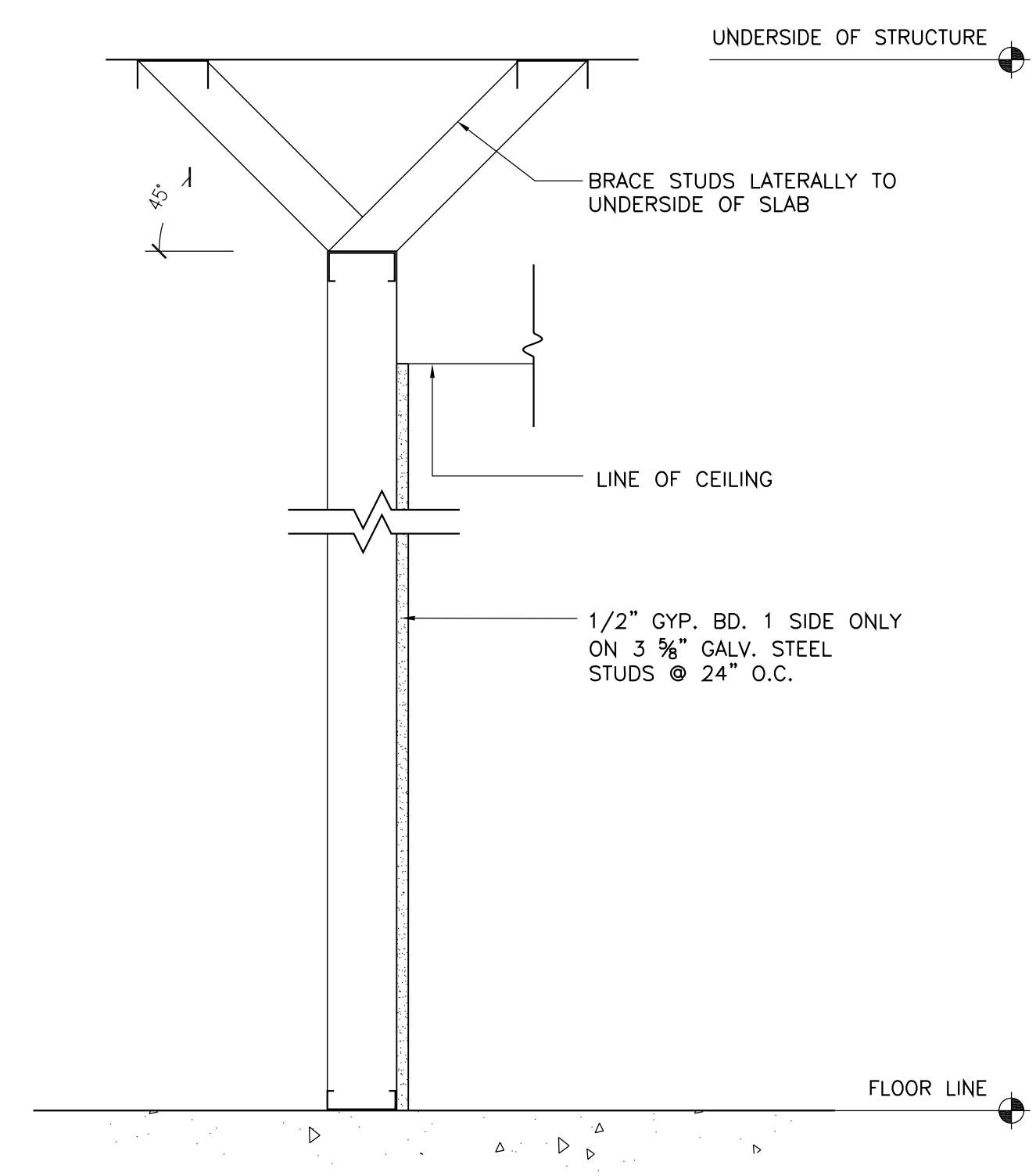
**A1** SOUND PARTITION  
SCALE: 1 1/2"=1'-0"



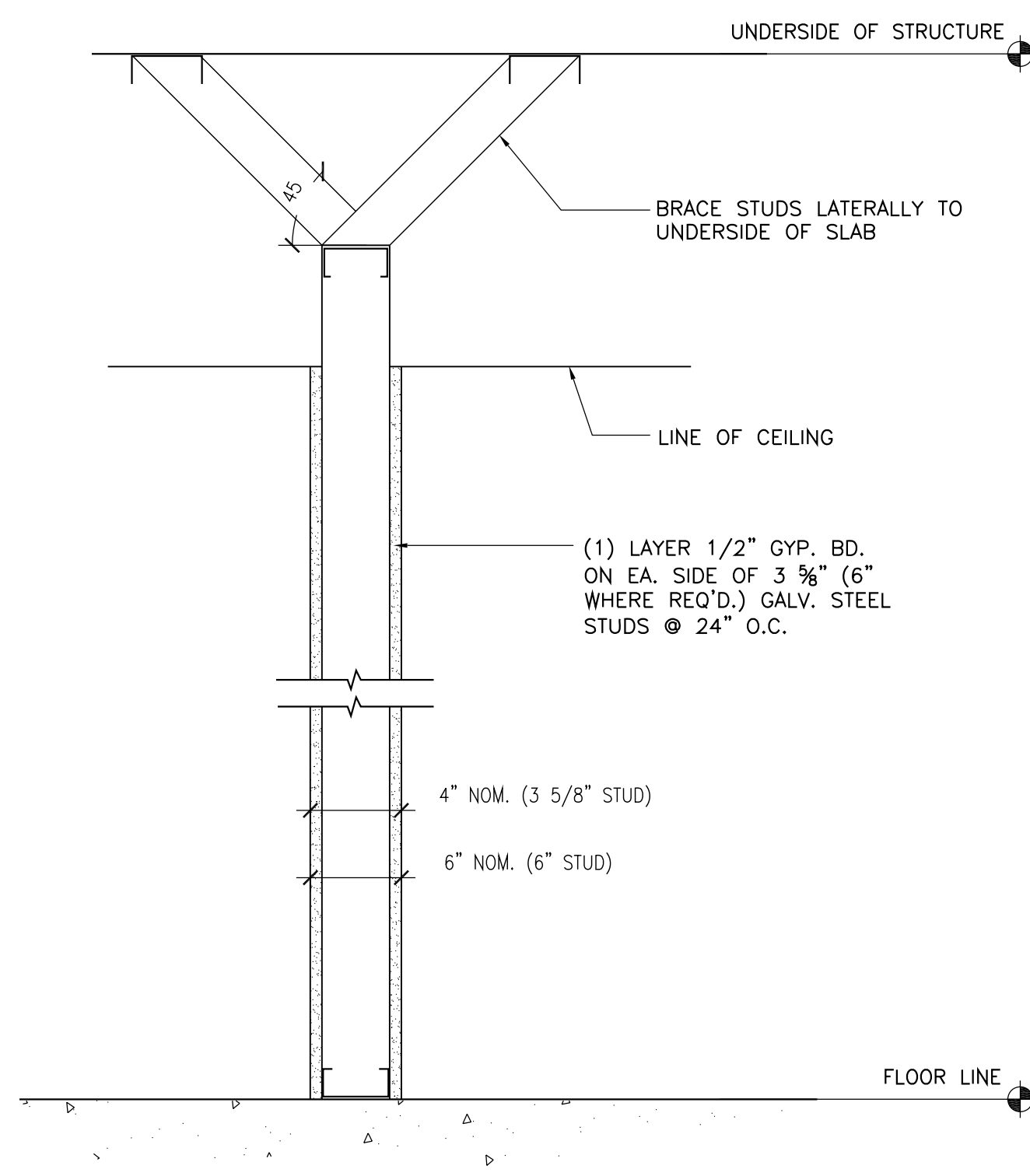
**A2** NON-SOUND RATED PARTITION  
SCALE: 1 1/2"=1'-0"



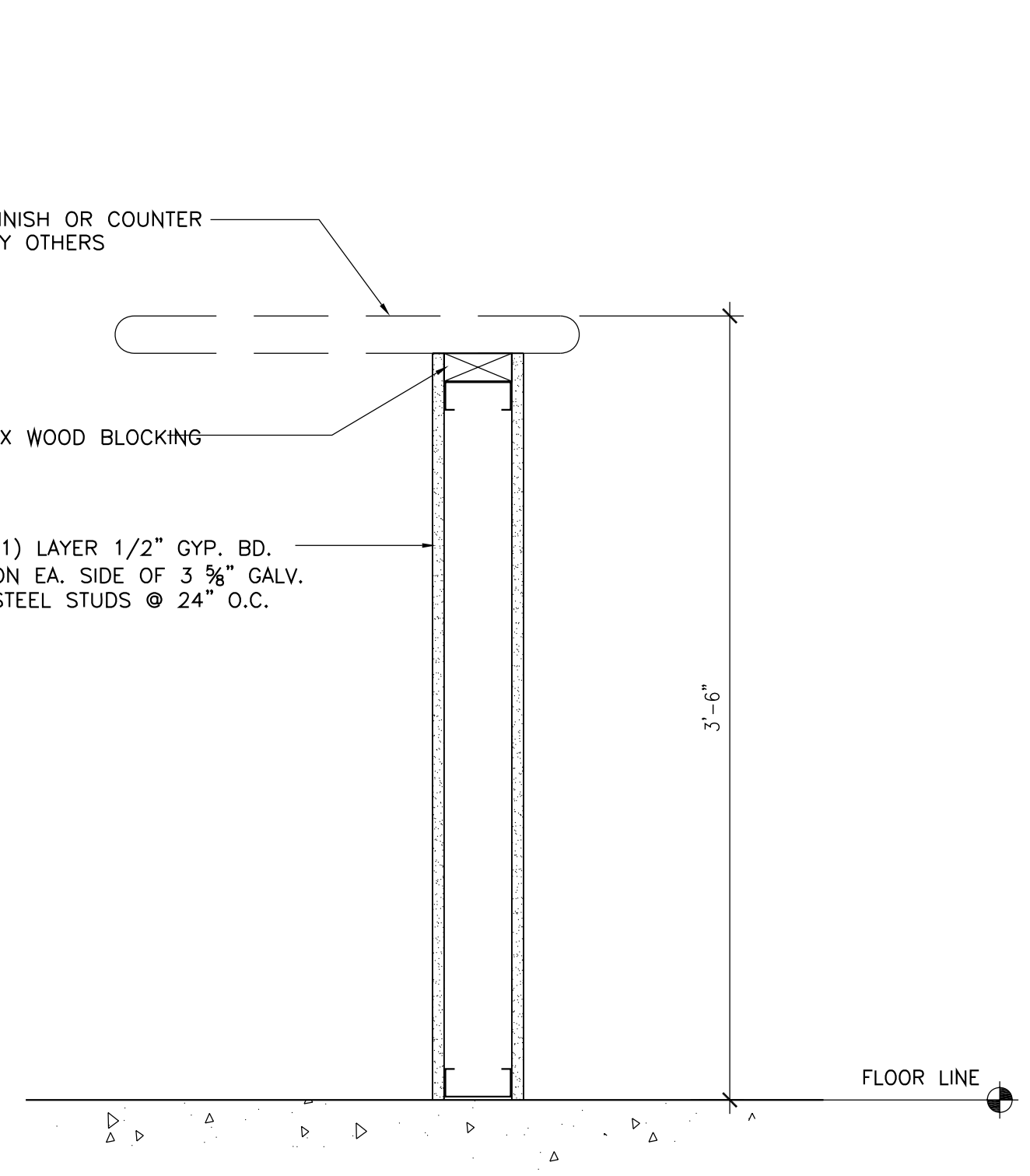
**A3** 2-HR SHAFT WALL  
TEST NO.: UL-438  
SIC: 39-47  
SCALE: 1 1/2"=1'-0"



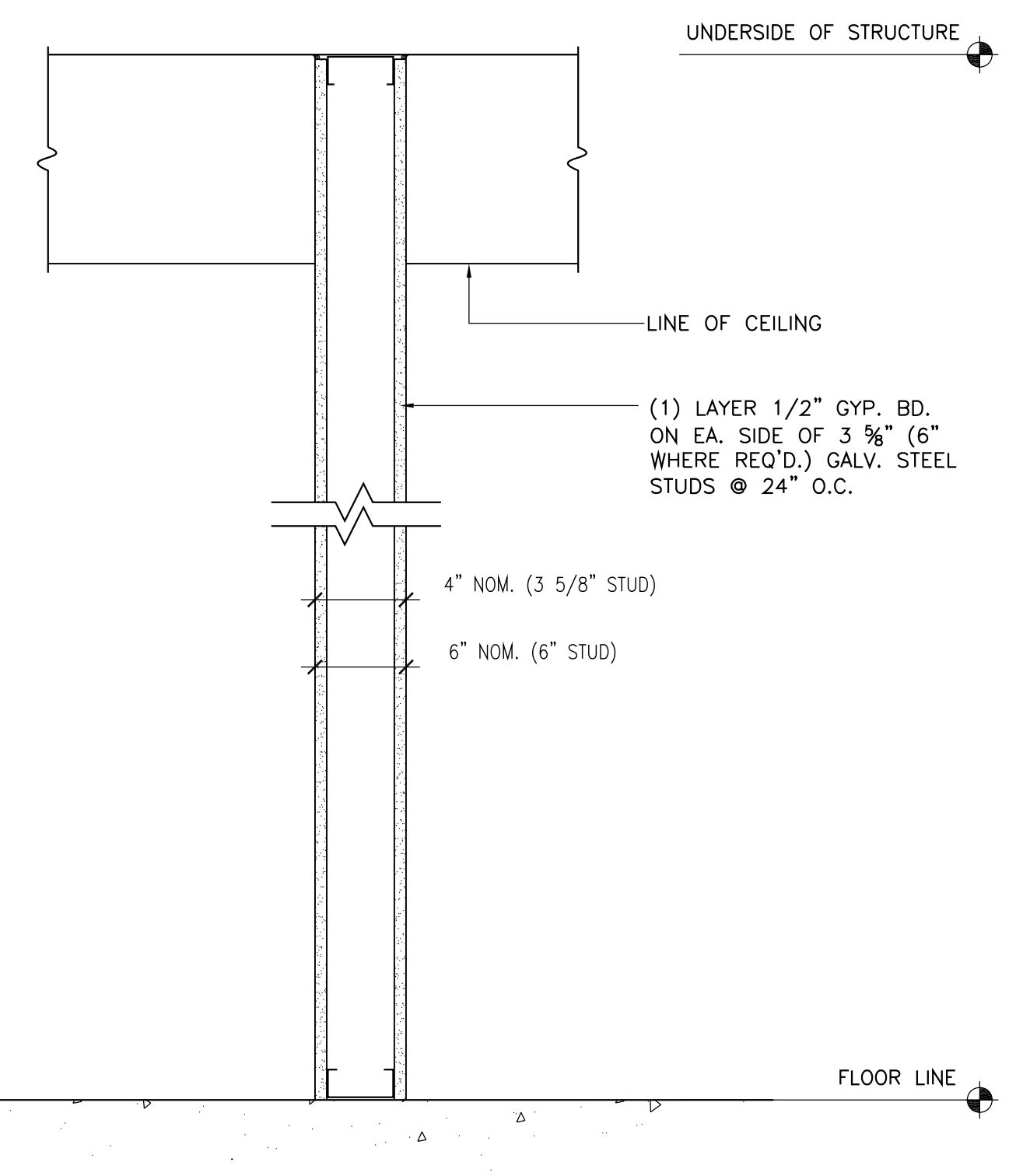
**A4** NON-SOUND RATED PARTITION  
SCALE: 1 1/2"=1'-0"



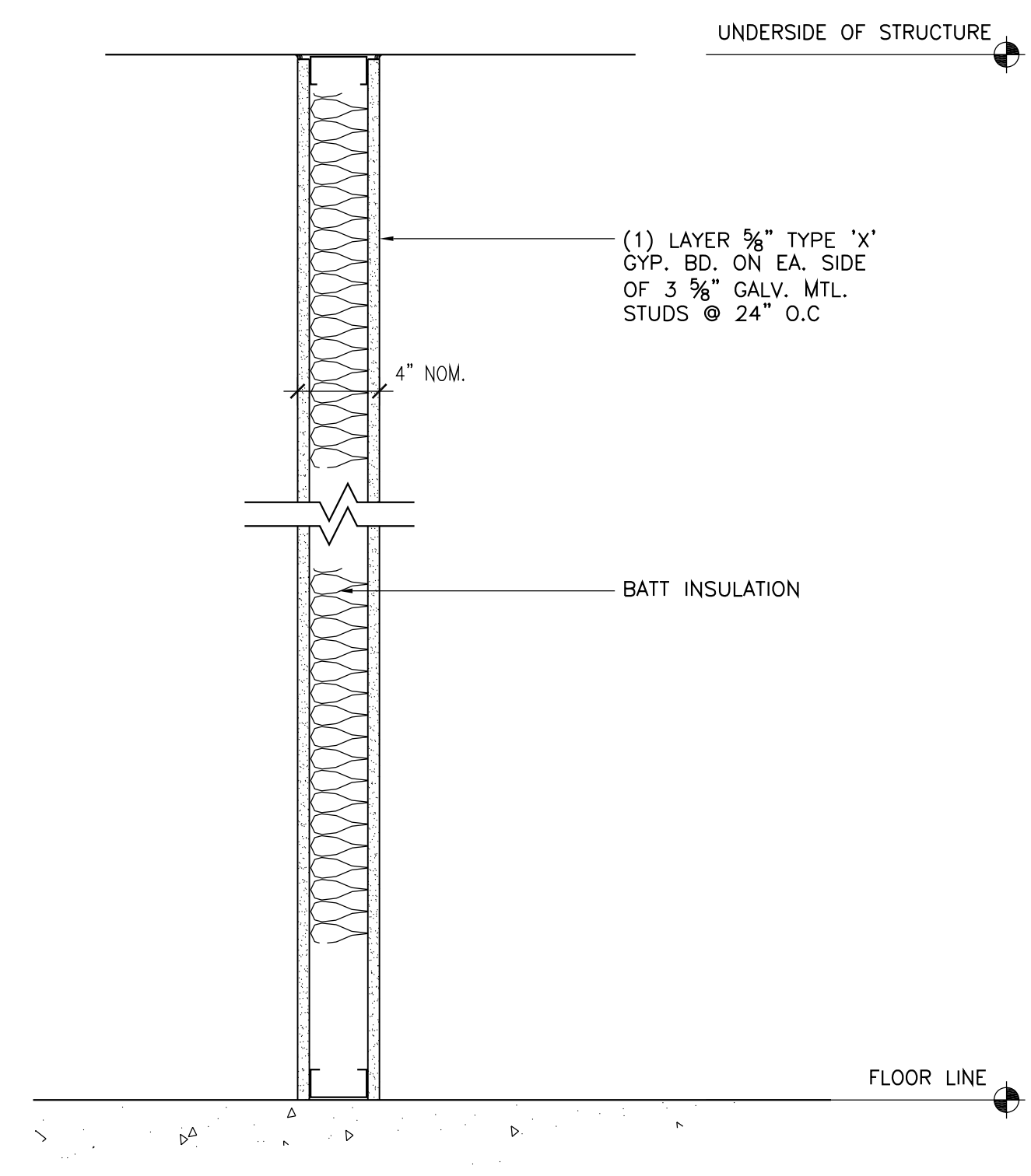
**A5** NON-SOUND RATED PARTITION  
SCALE: 1 1/2"=1'-0"



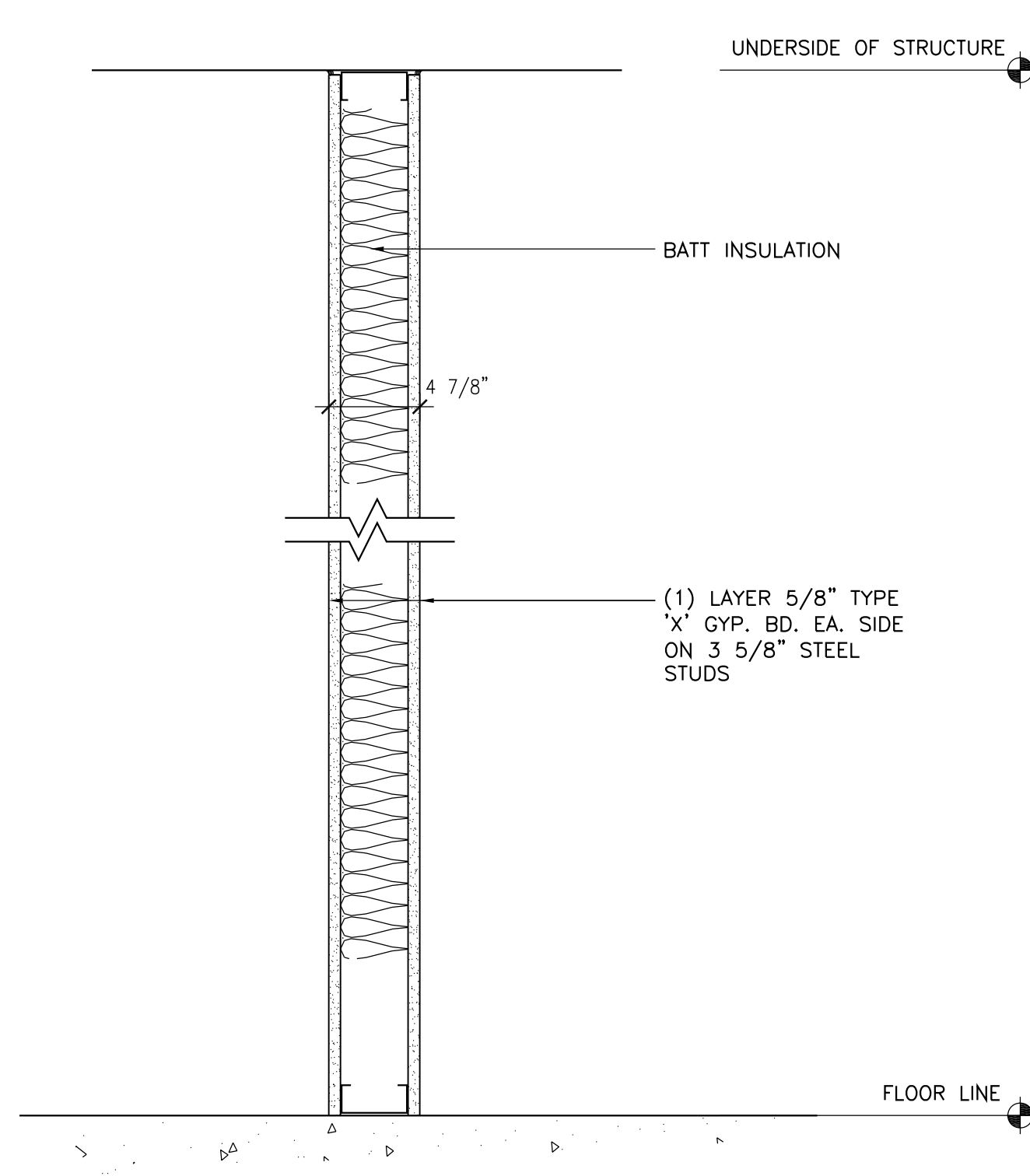
**A6** KNEE WALL  
SCALE: 1 1/2"=1'-0"



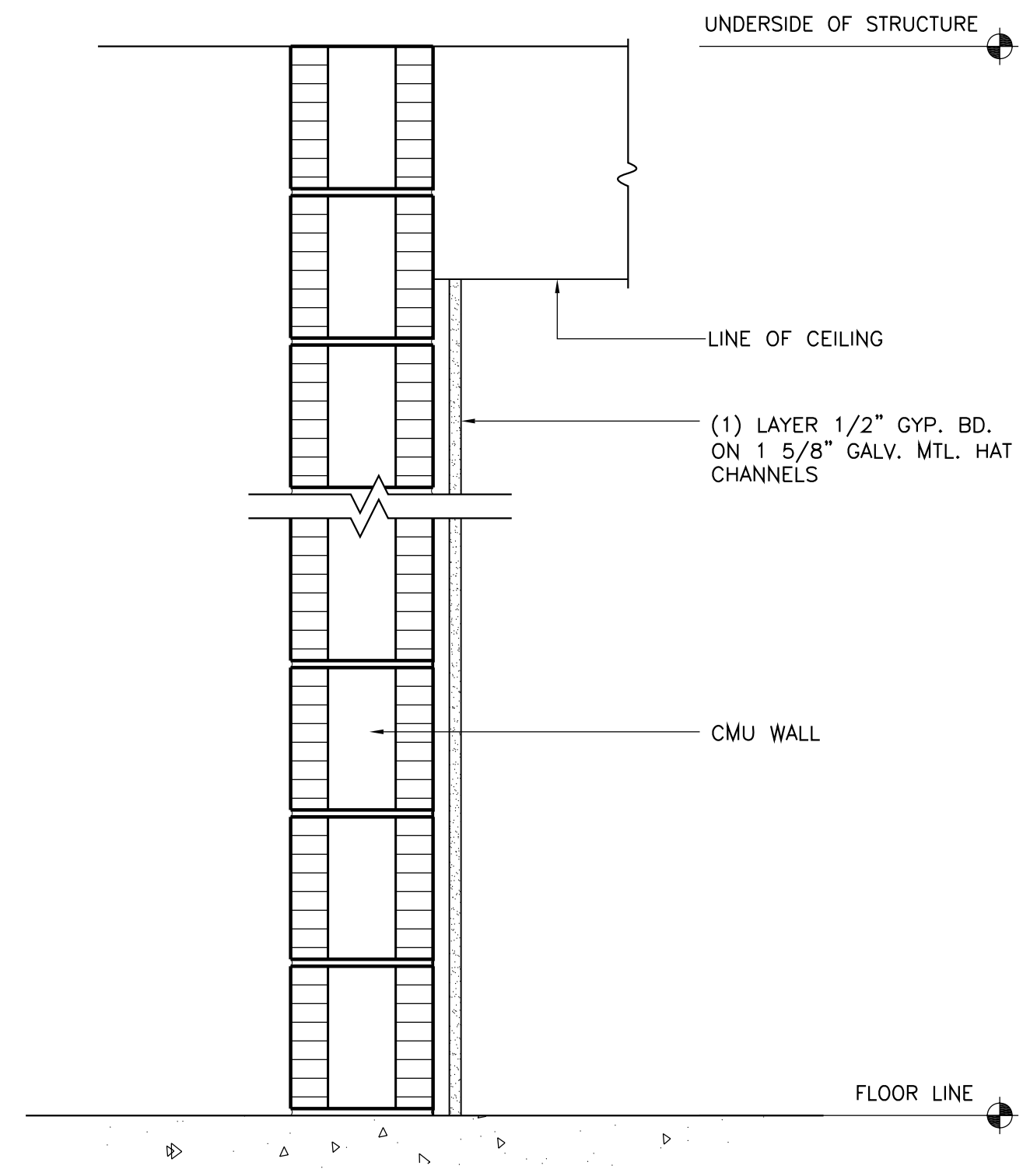
**A7** NON-SOUND RATED PARTITION  
SCALE: 1 1/2"=1'-0"



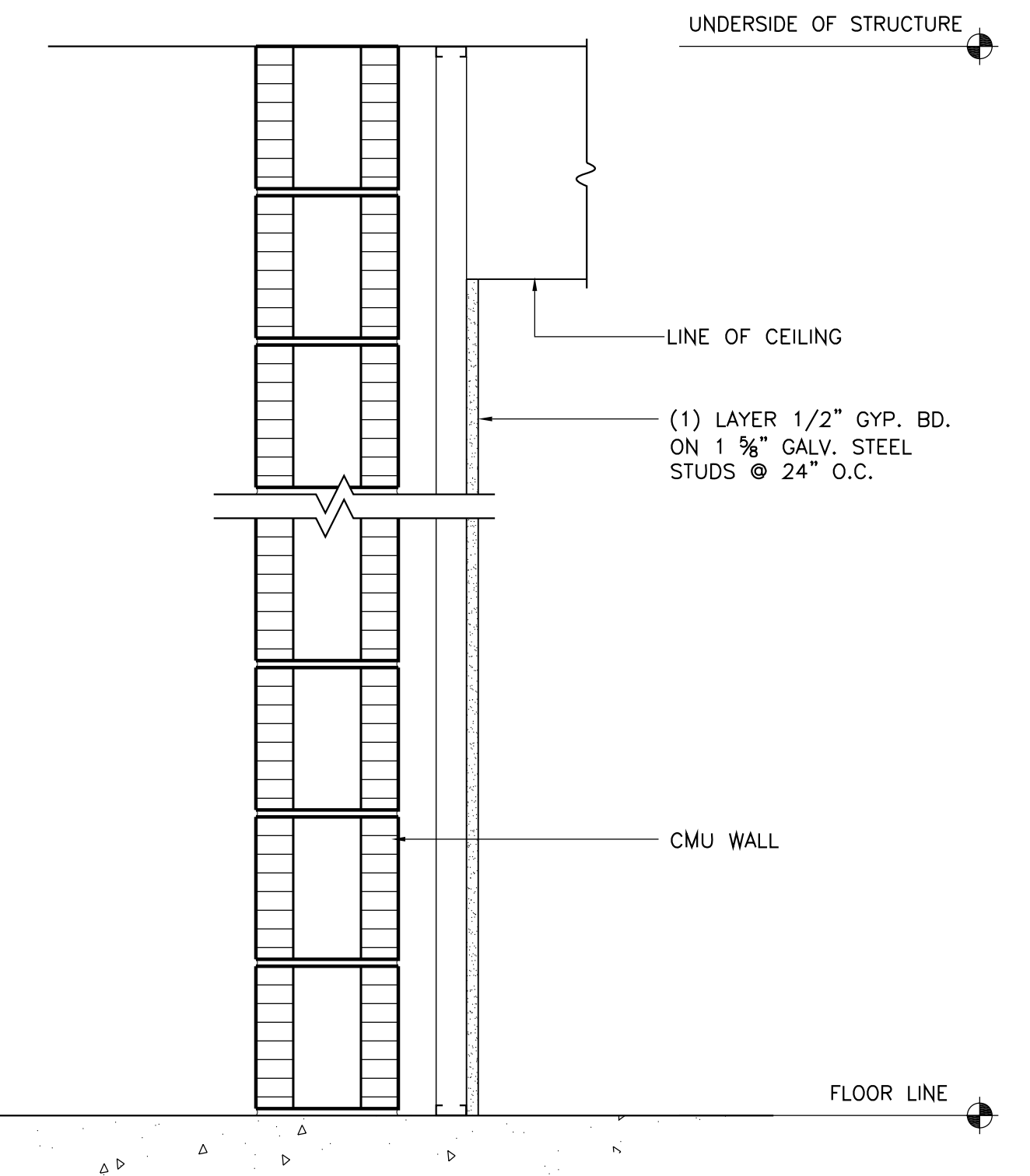
**A8** 1-HR. RATED PARTITION  
UL-430  
SCALE: 1 1/2"=1'-0"



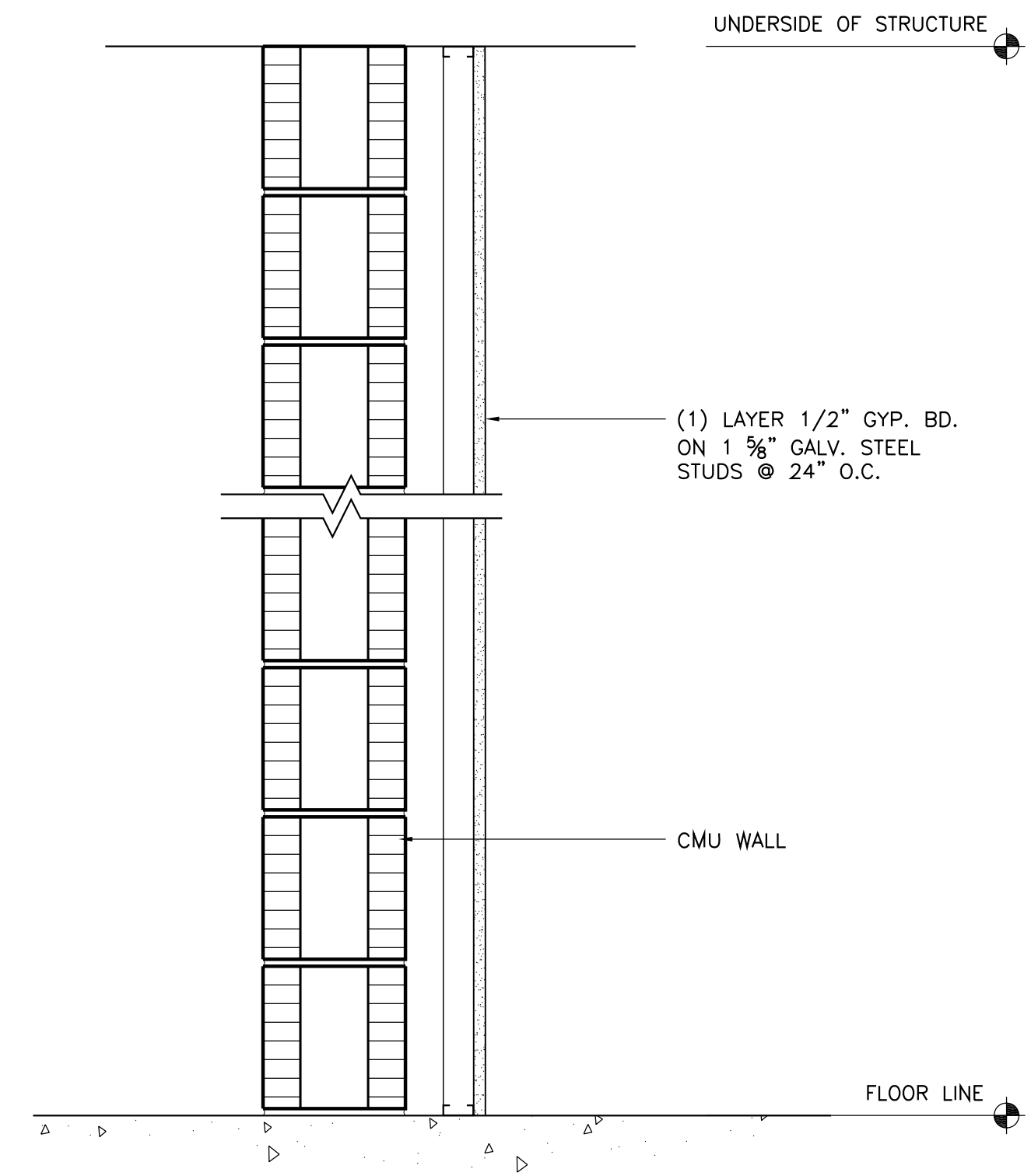
**A9** 2-HR. RATED PARTITION  
UL-491  
SCALE: 1 1/2"=1'-0"



**B1** FURRED WALL - CMU  
(FINISH 1 SIDE)  
UL-907  
SCALE: 1 1/2"=1'-0"



**B2** FURRED WALL - CMU  
(FINISH 1 SIDE)  
UL-907  
SCALE: 1 1/2"=1'-0"



**B3** FURRED WALL - CMU  
(FINISH 1 SIDE)  
UL-907  
SCALE: 1 1/2"=1'-0"

**PROJECT DESIGN TEAM:**  
**ARCHITECTS**  
ADACHE GROUP ARCHITECTS, INC.  
550 SOUTH FEDERAL HIGHWAY  
FT. LAUDERDALE, FLORIDA 33301  
PH: (954) 525-8133 FAX: (954) 728-8159  
E-MAIL: info@adache.com  
**BLOODGOOD SHARP BUSTER**  
3816 WEST LINEBAUGH AVENUE, SUITE 212  
TAMPA, FLORIDA 33624  
PH: (813) 285-4808 FAX: (813) 285-4809  
E-MAIL: sbarker@bbsdesign.com  
**CIVIL ENGINEER**  
FLORIDA DESIGN CONSULTANTS  
3030 STARKEY BOULEVARD  
NEW PORT RICHEY, FLORIDA 34655  
PH: (727) 849-7588 FAX: (727) 846-3648  
E-MAIL: emaxcu@fdesign.com  
**M.E.P. ENGINEER**  
WADSWORTH-ONEAL ENGINEERING  
6418 COMMERCIAL PARK DRIVE  
FORT MYERS, FLORIDA 33912  
PH: (239) 454-5611 FAX: (239) 454-6401  
E-MAIL: don@wadsworth-eng.com  
**STRUCTURAL ENGINEER**  
O.E. OLSEN & ASSOCIATES  
3342 TYRONE BOULEVARD NORTH  
ST. PETERSBURG, FLORIDA 33710  
PH: (727) 345-9397 FAX: (727) 343-3207  
E-MAIL: doell@oeo-eng.com  
**LANDSCAPE ARCHITECT**  
PHIL GRAHAM COMPANY, P.A.  
436 SECOND STREET NORTH  
ST. PETERSBURG, FLORIDA 33701  
PH: (727) 821-5225 FAX: (727) 826-1626  
E-MAIL: hbooth@pgca.com

**OWNER:**  
JMC COMMUNITIES  
2201 FOURTH STREET NORTH, SUITE 200  
ST. PETERSBURG, FLORIDA 33704  
PH: (727) 823-0022 FAX: (727) 821-2007  
© JMC COMMUNITIES, INC. 2005

**PROJECT:**  
**RESIDENCES AT SANDPEARL**  
470 MANDALAY AVENUE  
CLEARWATER BEACH, FLORIDA 33767

**SEAL:**

**ISSUED FOR: PERMIT**  
**DATE: 7/18/05**

**REVISIONS:**

No.	DATE	REMARKS

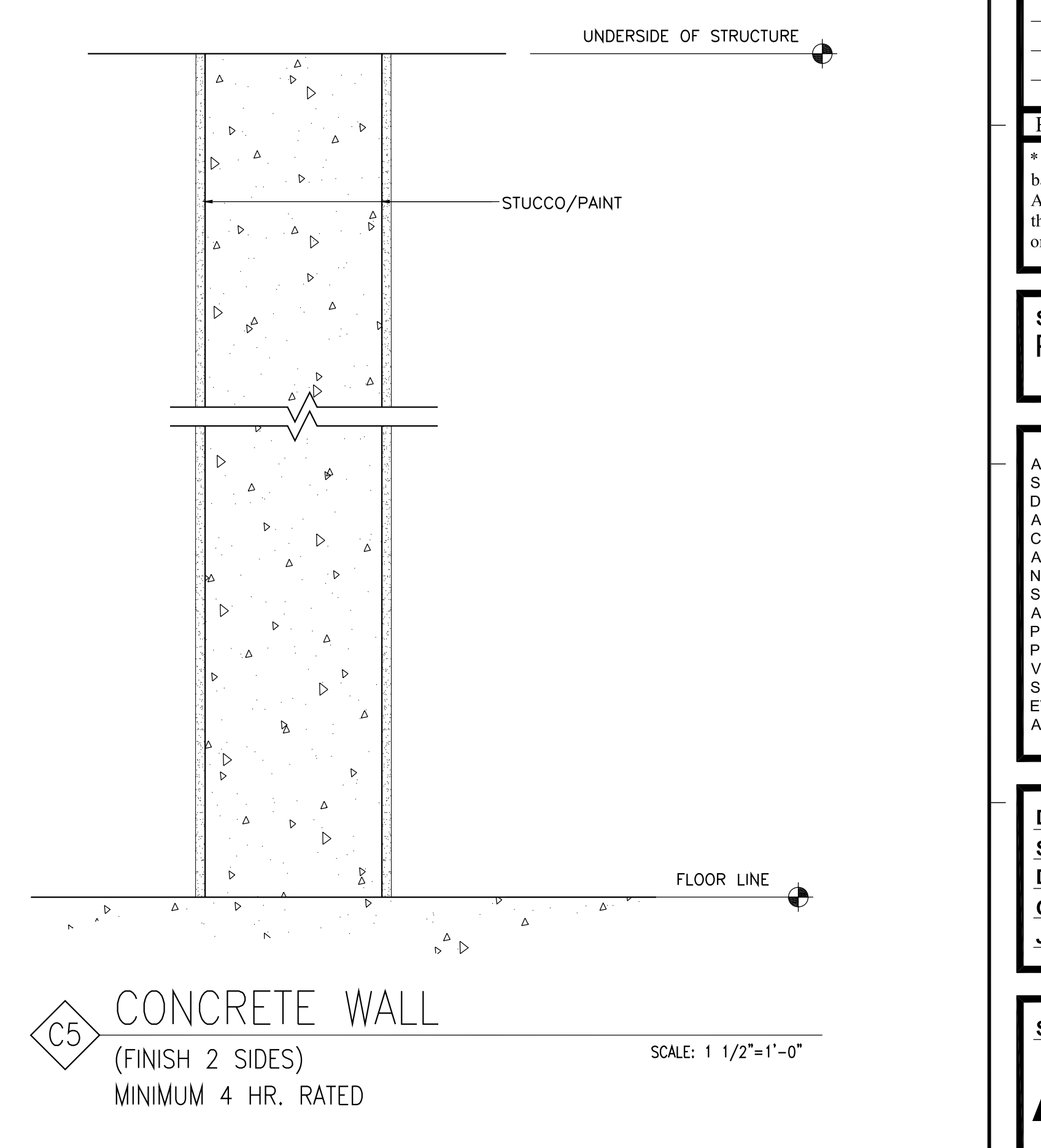
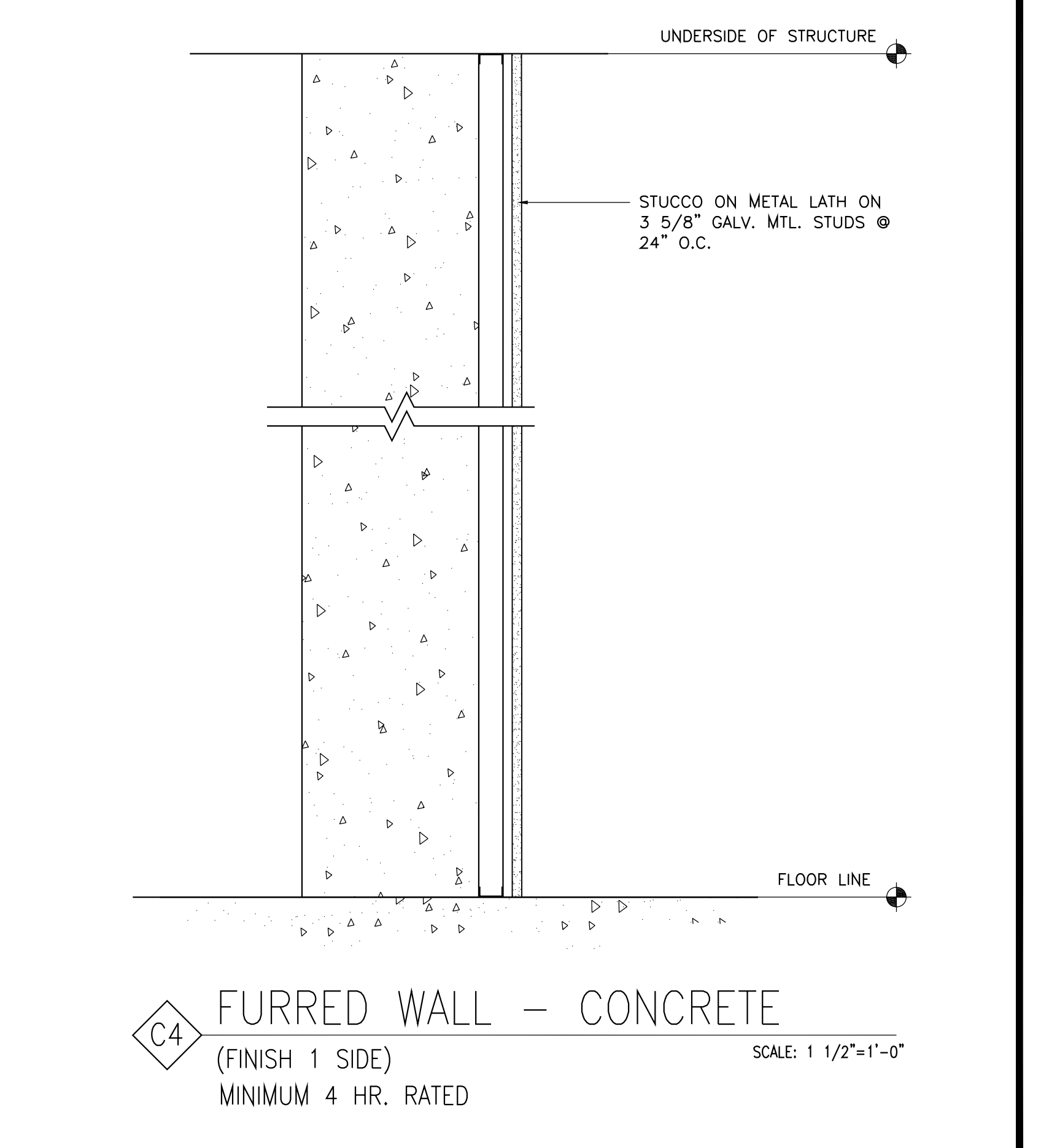
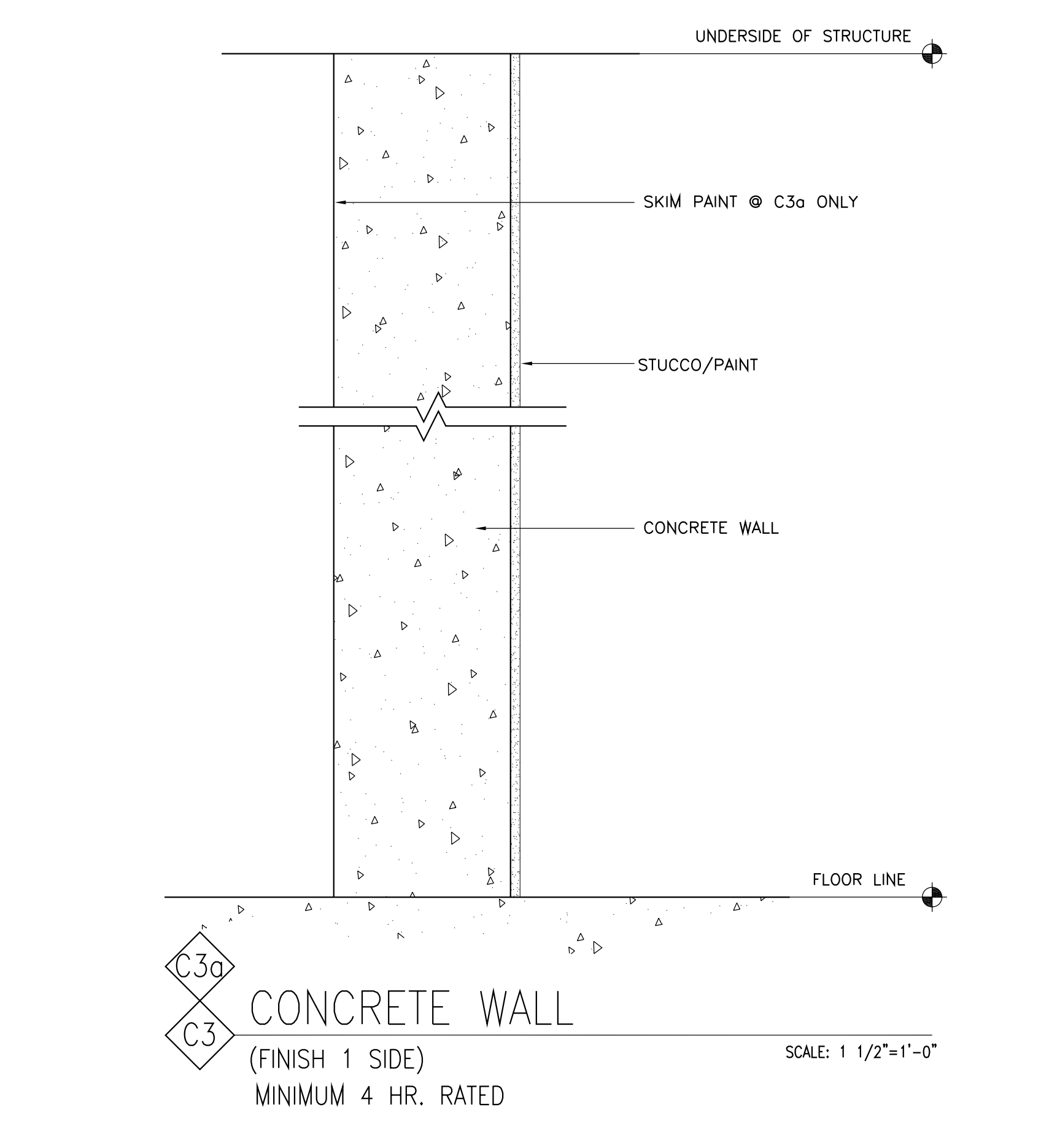
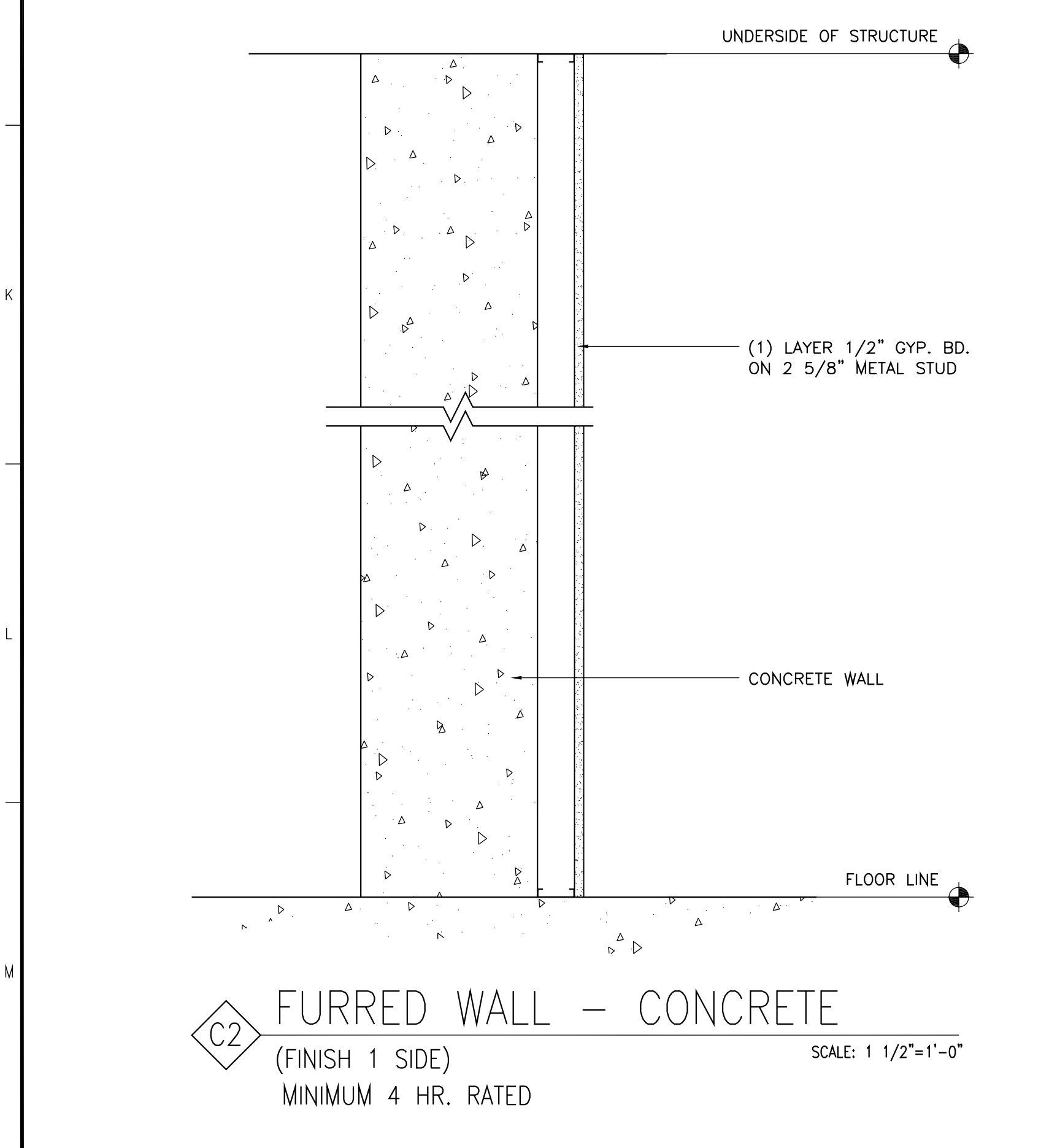
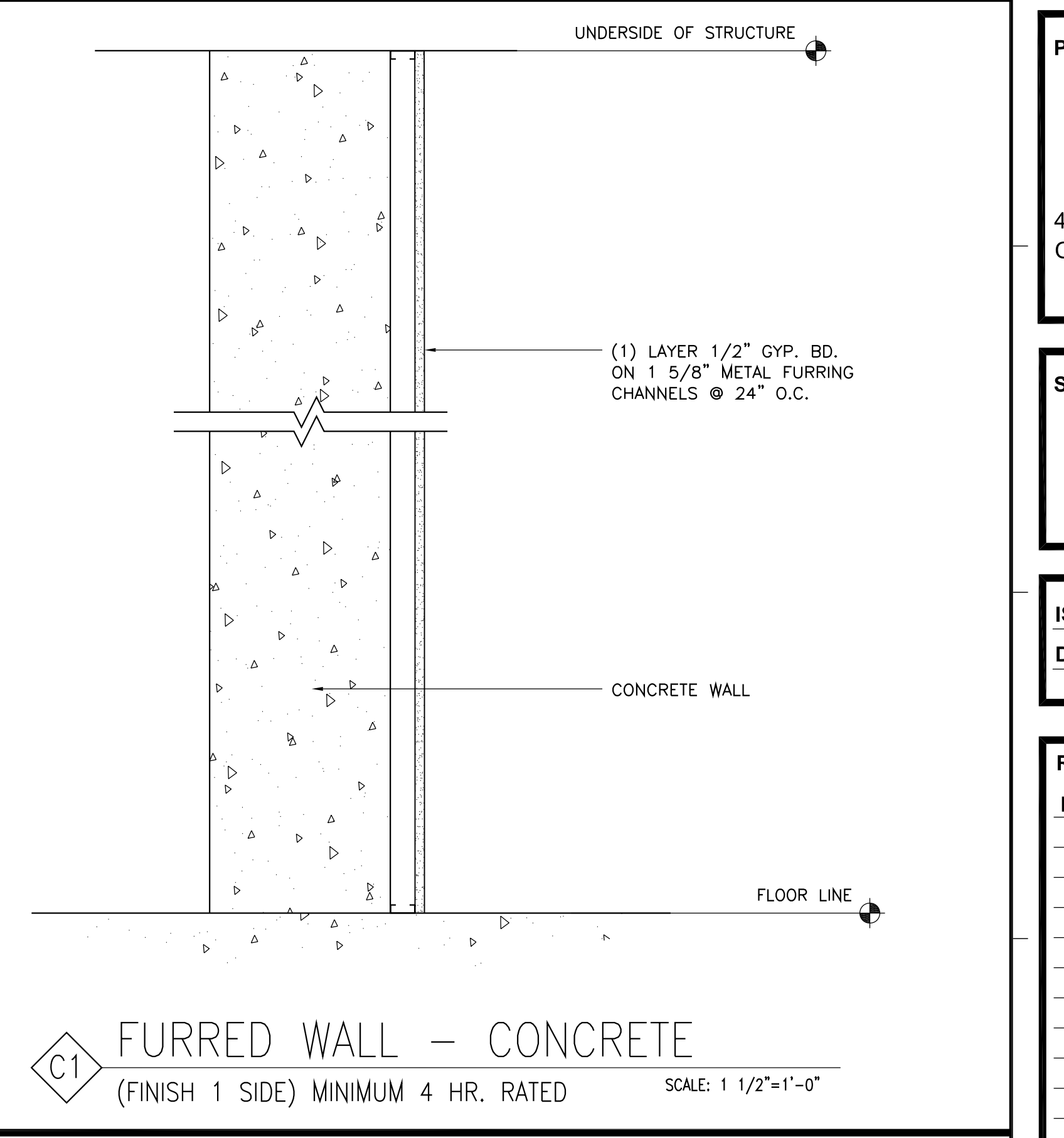
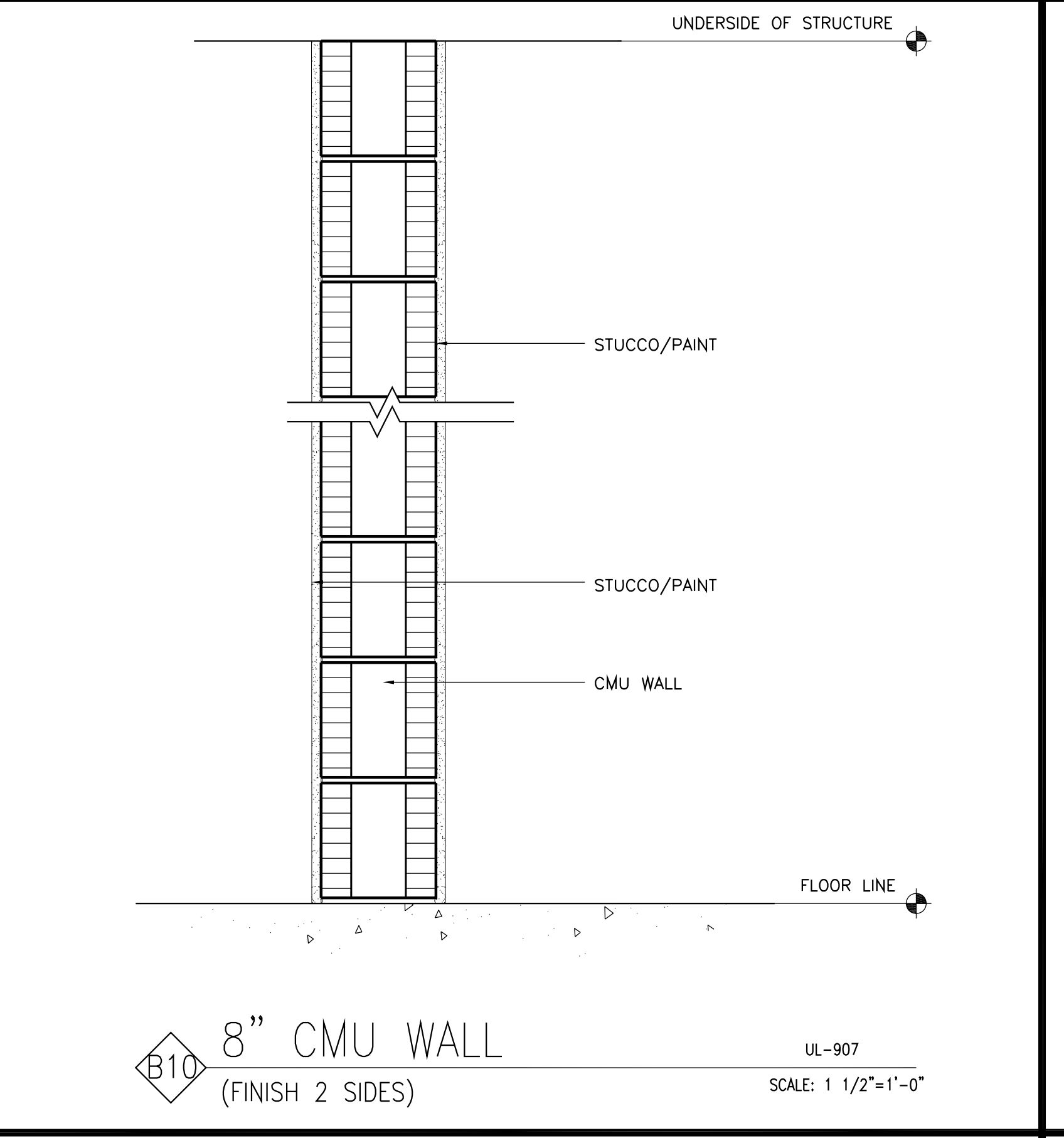
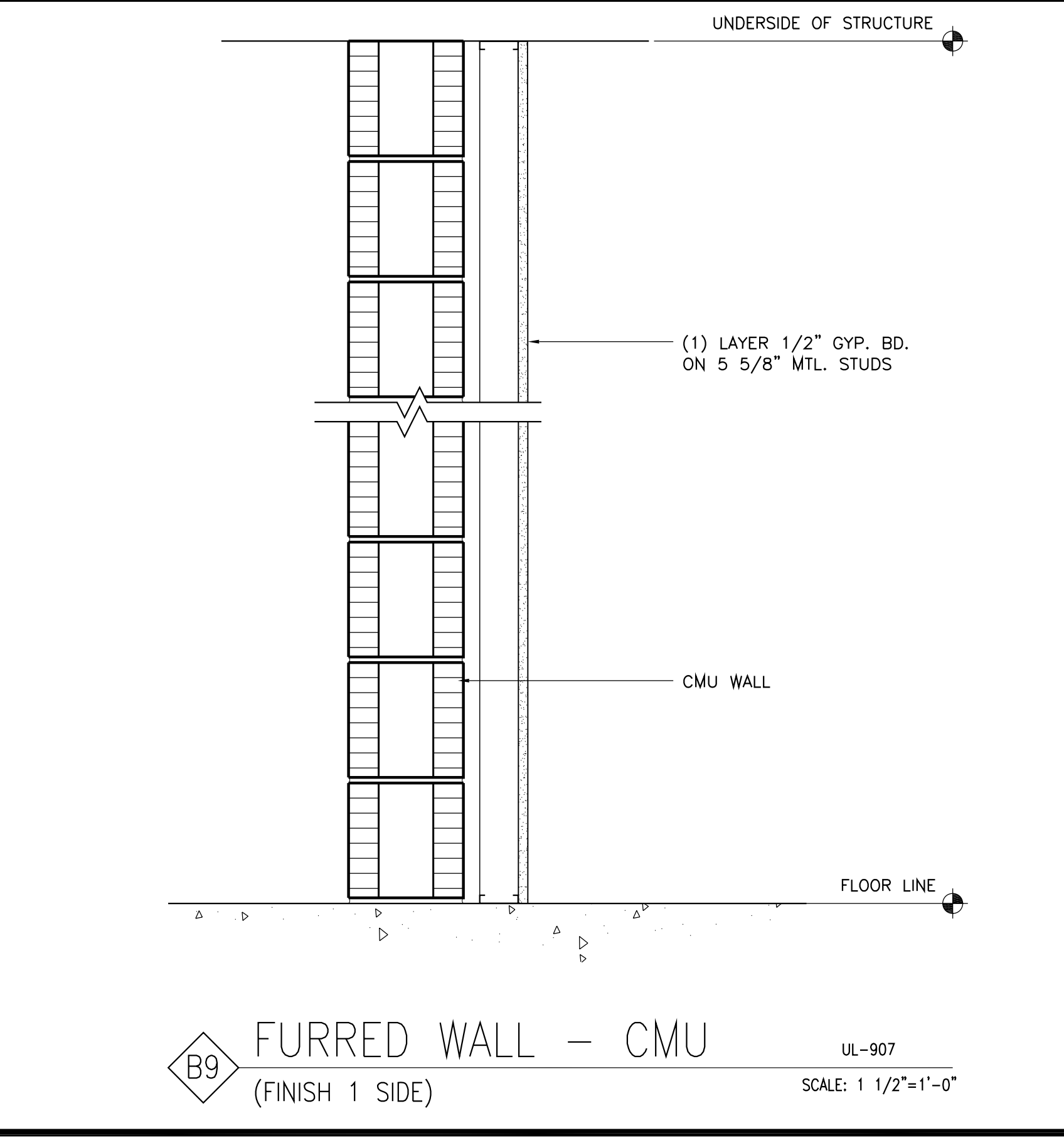
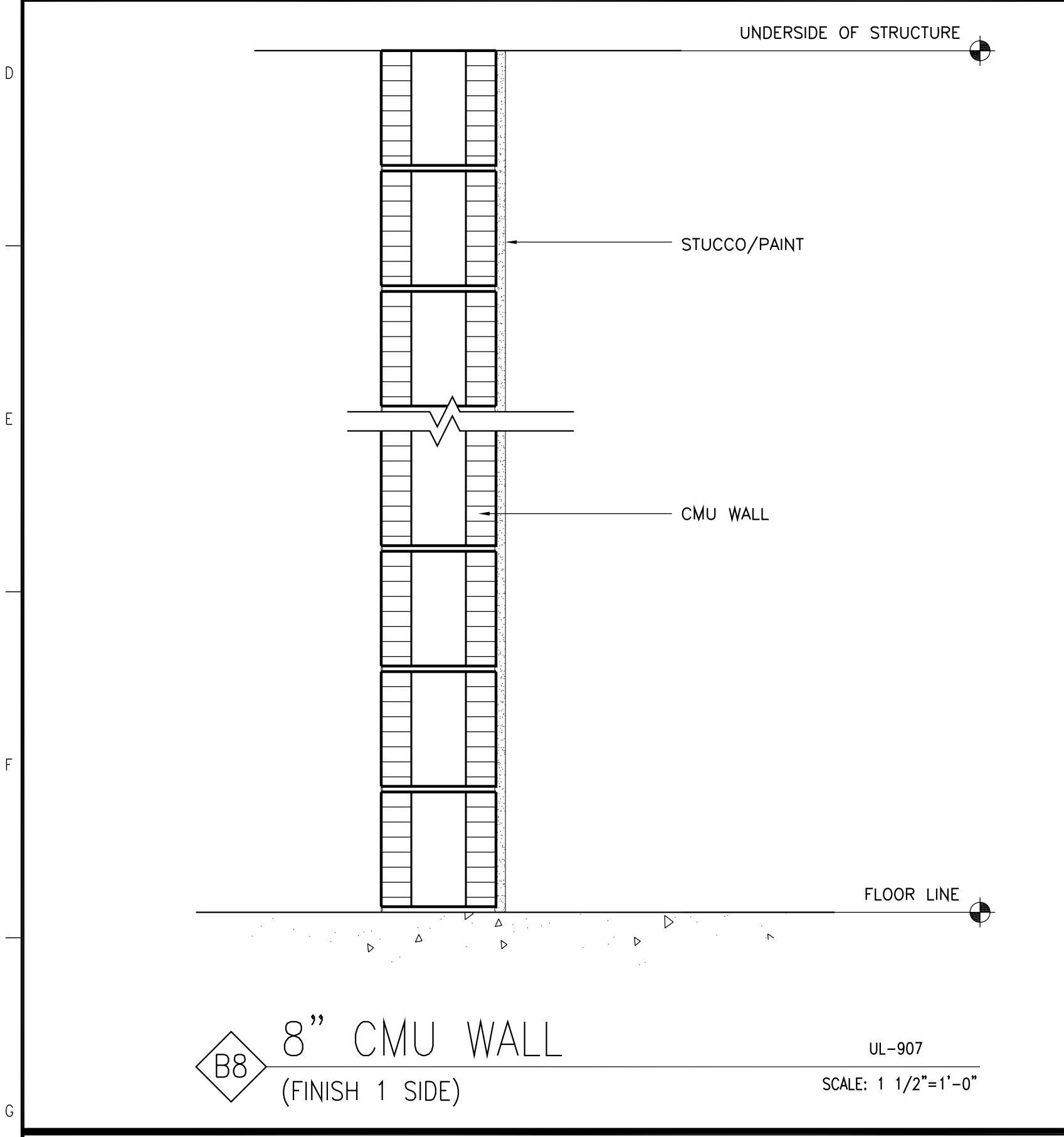
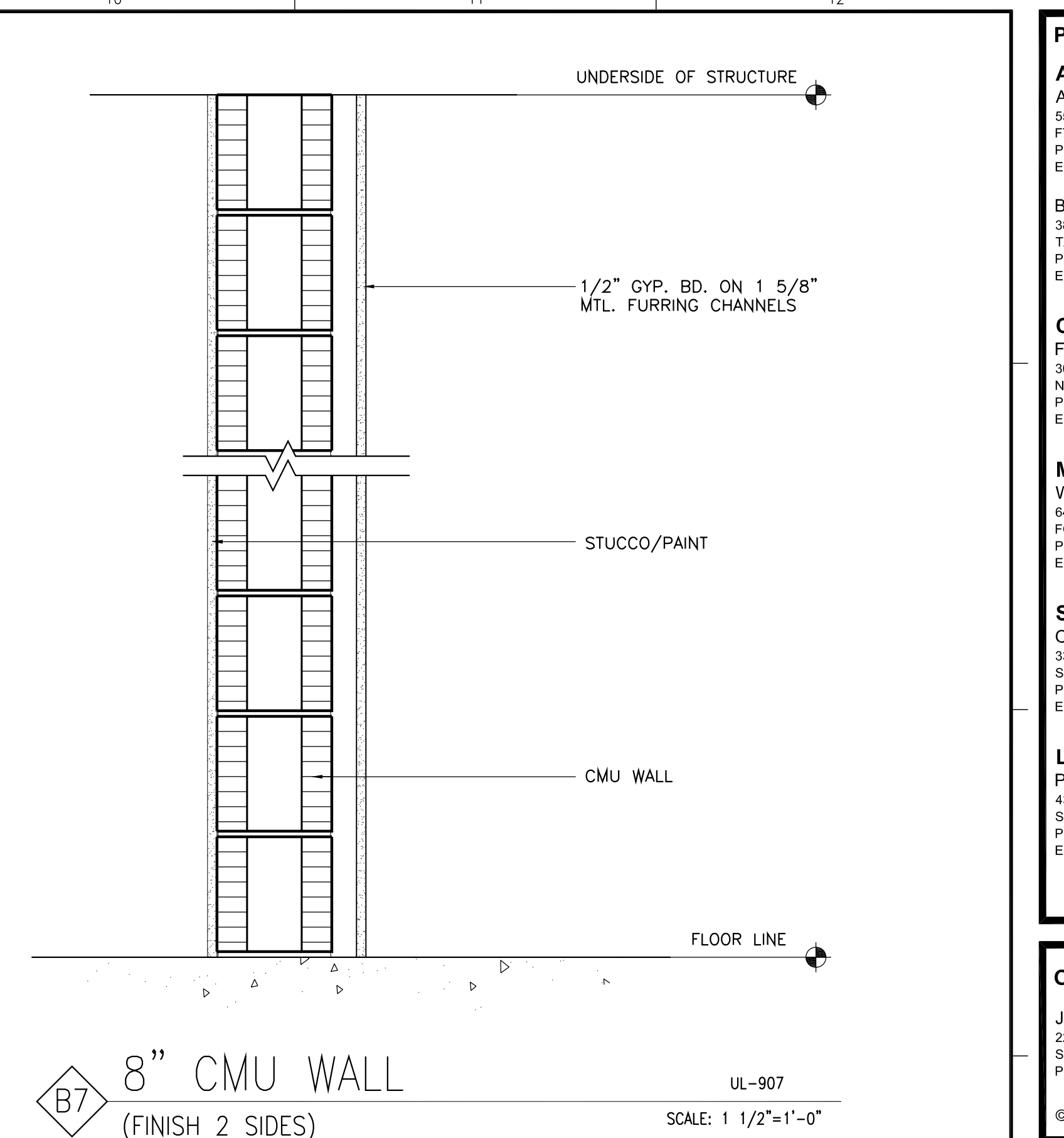
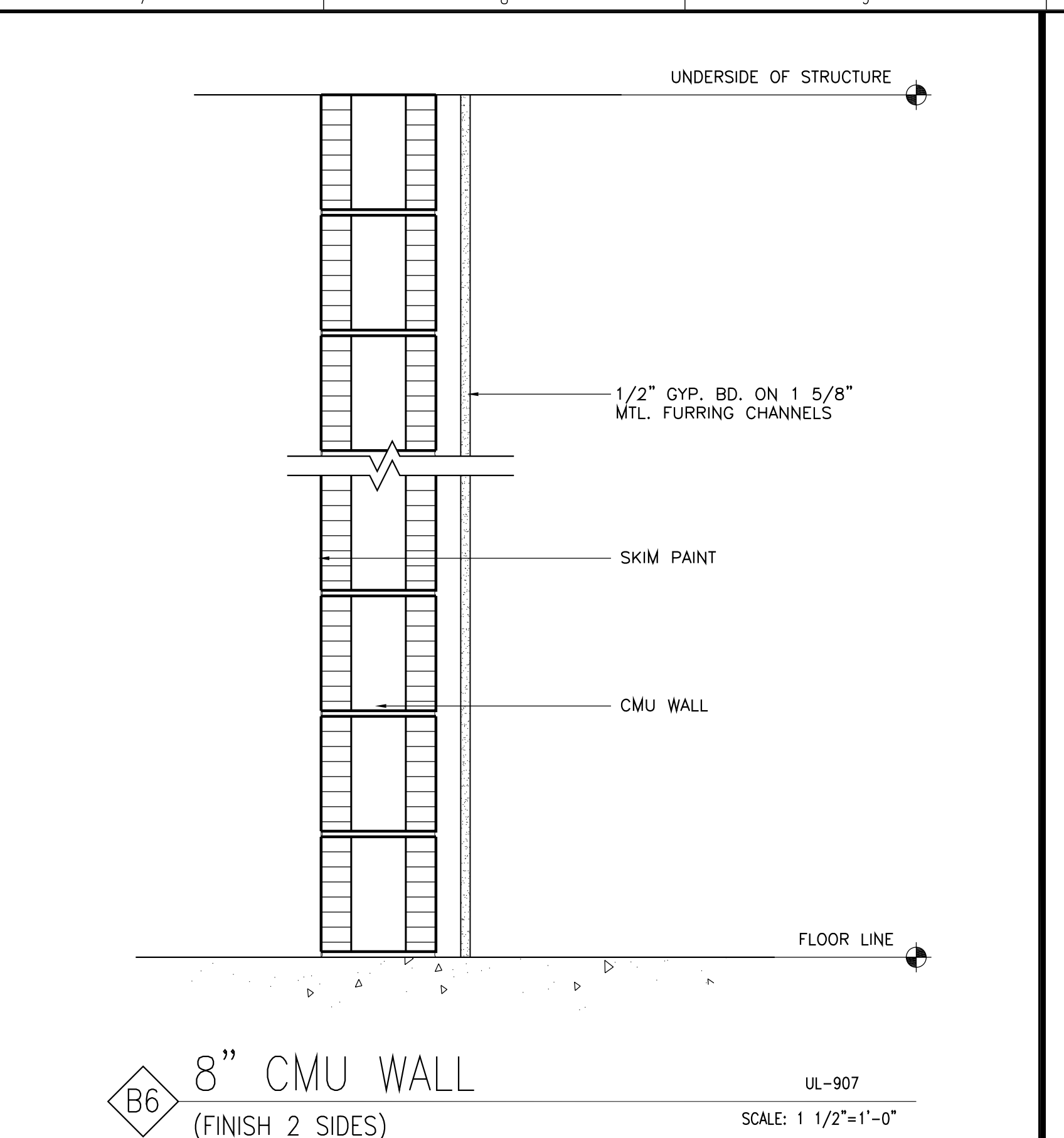
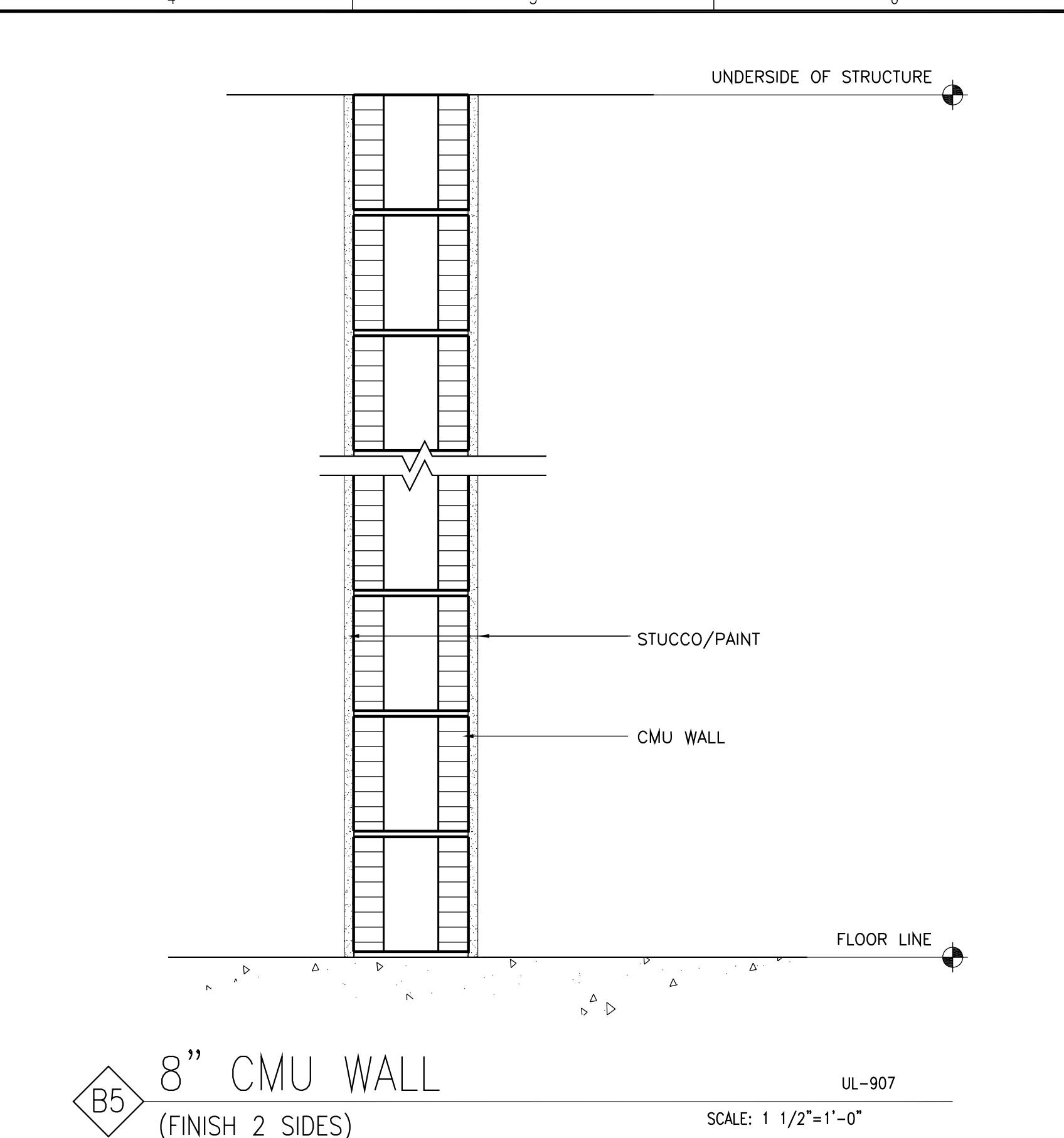
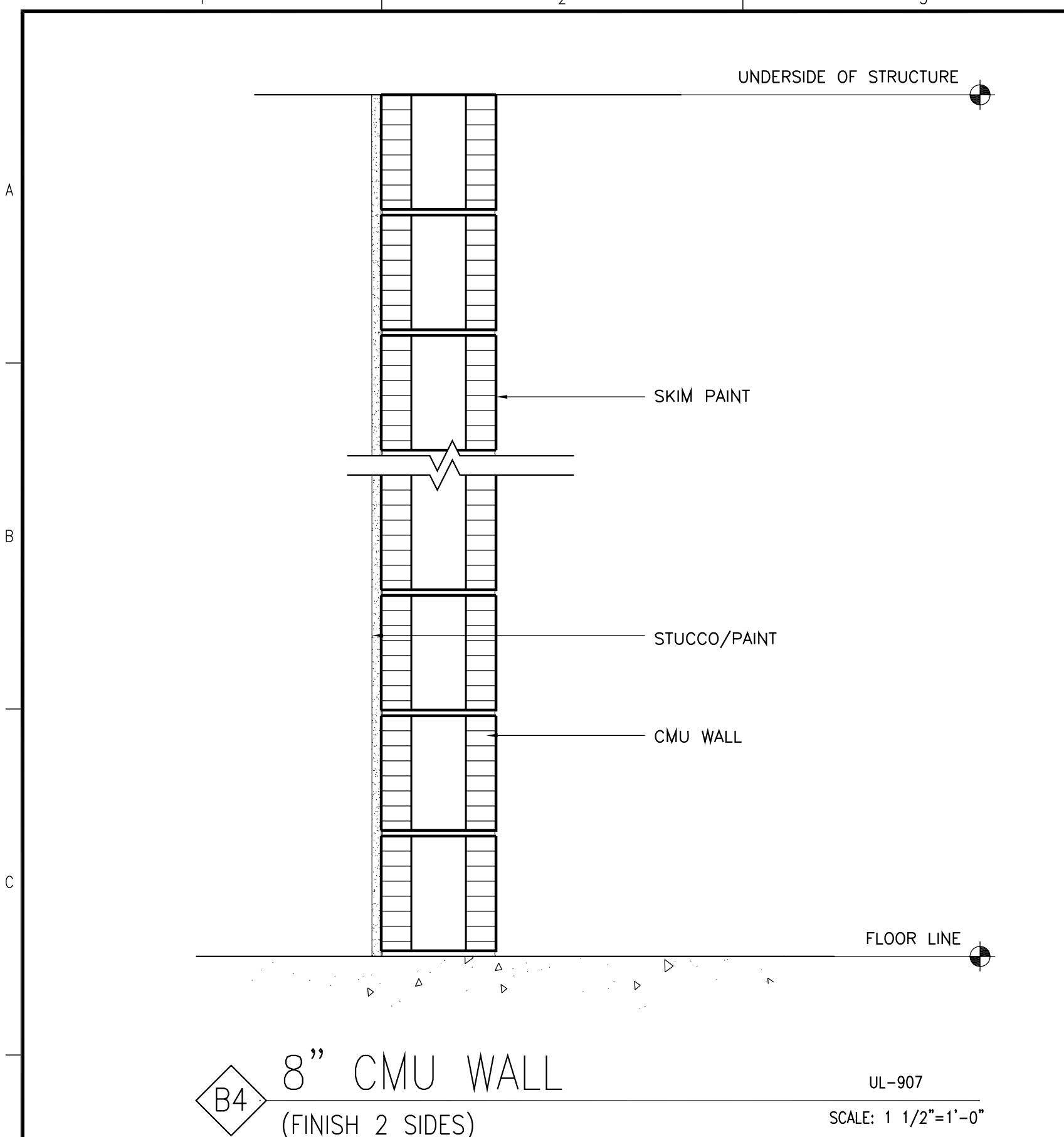
**RECORD SET - ISSUED 03/02/2009**  
\* Disclaimer: This Record Document has been prepared based on information provided by others. Adache Group Architects has not verified the accuracy or completeness of this information and shall not be responsible for any errors or omissions that may be incorporated herein as a result.

**SHEET TITLE:**  
**PARTITION TYPES**

ALL IDEAS, DESIGNS, ARRANGEMENTS, PLANS AND SPECIFICATIONS INDICATED OR REPRESENTED BY THIS DRAWING ARE OWNED BY, AND THE PROPERTY OF ADACHE GROUP ARCHITECTS, INC. AND WERE CREATED, EVOLVED AND DEVELOPED FOR USE ON, AND IN CONNECTION WITH, THE SPECIFIED PROJECT. NONE OF THESE IDEAS, PLANS, ARRANGEMENTS, AND SPECIFICATIONS SHALL BE USED BY OR DISCLOSED TO ANY PERSON, CORPORATION OR FIRM FOR ANY PURPOSE WHATSOEVER WITHOUT THE WRITTEN PERMISSION OF ADACHE GROUP ARCHITECTS, INC. VISUAL CONTACT WITH THESE PLANS OR SPECIFICATIONS SHALL CONSTITUTE CONCLUSIVE EVIDENCE OF ACCEPTANCE OF THESE RESTRICTIONS. ALL RIGHTS RESERVED. © 2005

**DATE:** 08/21/06  
**SCALE:** 1 1/2" = 1'-0"  
**DRAWN BY:** CE  
**CHECKED BY:** CE  
**JOB NO.:** 45.05A

**SHEET NO.:**  
**A.6.2.01**



**PROJECT DESIGN TEAM:**  
**ARCHITECTS:**  
 ADACHE GROUP ARCHITECTS, INC.  
 550 SOUTH FEDERAL HIGHWAY  
 FT. LAUDERDALE, FLORIDA 33301  
 PH:(954) 525-8133 FAX:(954) 728-8159  
 E-MAIL: info@adache.com  
**BLOODGOOD SHARP BUSTER**  
 3816 WEST LINEBAUGH AVENUE, SUITE 212  
 TAMPA, FLORIDA 33624  
 PH:(813) 285-4808 FAX:(813) 285-4809  
 E-MAIL: sbarker@sbobdesign.com  
**CIVIL ENGINEER**  
 FLORIDA DESIGN CONSULTANTS  
 3030 STARKEY BOULEVARD  
 NEW PORT RICHEY, FLORIDA 34655  
 PH:(727) 849-7588 FAX:(727) 848-3648  
 E-MAIL: emazzu@fdcsign.com  
**M.E.P. ENGINEER**  
 WADSWORTH-ONEAL ENGINEERING  
 6416 COMMERCE PARK DRIVE  
 FORT MYERS, FLORIDA 33912  
 PH:(239) 454-5611 FAX:(239) 454-6401  
 E-MAIL: don@wadsworth-eng.com  
**STRUCTURAL ENGINEER**  
 O.E. OLSEN & ASSOCIATES  
 3342 TYRONE BOULEVARD NORTH  
 ST. PETERSBURG, FLORIDA 33710  
 PH:(727) 345-0397 FAX:(727) 343-3207  
 E-MAIL: doell@oeo-eng.com  
**LANDSCAPE ARCHITECT**  
 PHIL GRAHAM COMPANY, P.A.  
 436 SECOND STREET NORTH  
 ST. PETERSBURG, FLORIDA 33701  
 PH:(727) 821-5225 FAX:(727) 826-1626  
 E-MAIL: hbooth@pgda.com

**OWNER:**  
 JMC COMMUNITIES  
 2201 FOURTH STREET NORTH, SUITE 200  
 ST. PETERSBURG, FLORIDA 33704  
 PH:(727) 823-0022 FAX:(727) 821-2007  
 © JMC COMMUNITIES, INC. 2005

**PROJECT:**  
**RESIDENCES AT SANDPEARL**  
 470 MANDALAY AVENUE  
 CLEARWATER BEACH, FLORIDA 33767

**SEAL:**

**ISSUED FOR: PERMIT**  
**DATE: 7/18/05**

**REVISIONS:**

No.	DATE	REMARKS

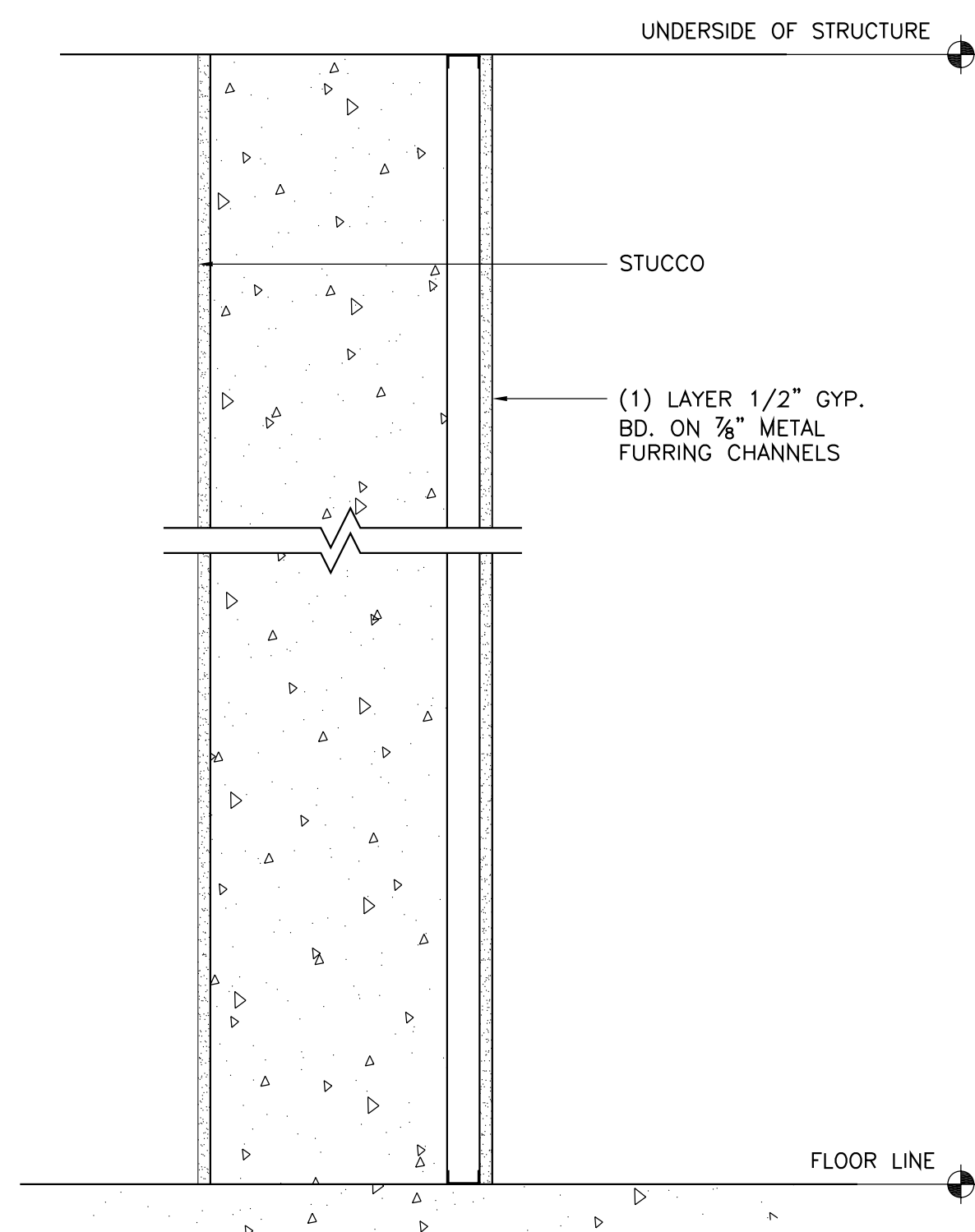
**RECORD SET - ISSUED 03/02/2009**  
 \* Disclaimer: This Record Document has been prepared based on information provided by others. Adache Group Architects has not verified the accuracy or completeness of this information and shall not be responsible for any errors or omissions that may be incorporated hereinto as a result.

**SHEET TITLE:**  
**PARTITION TYPES**

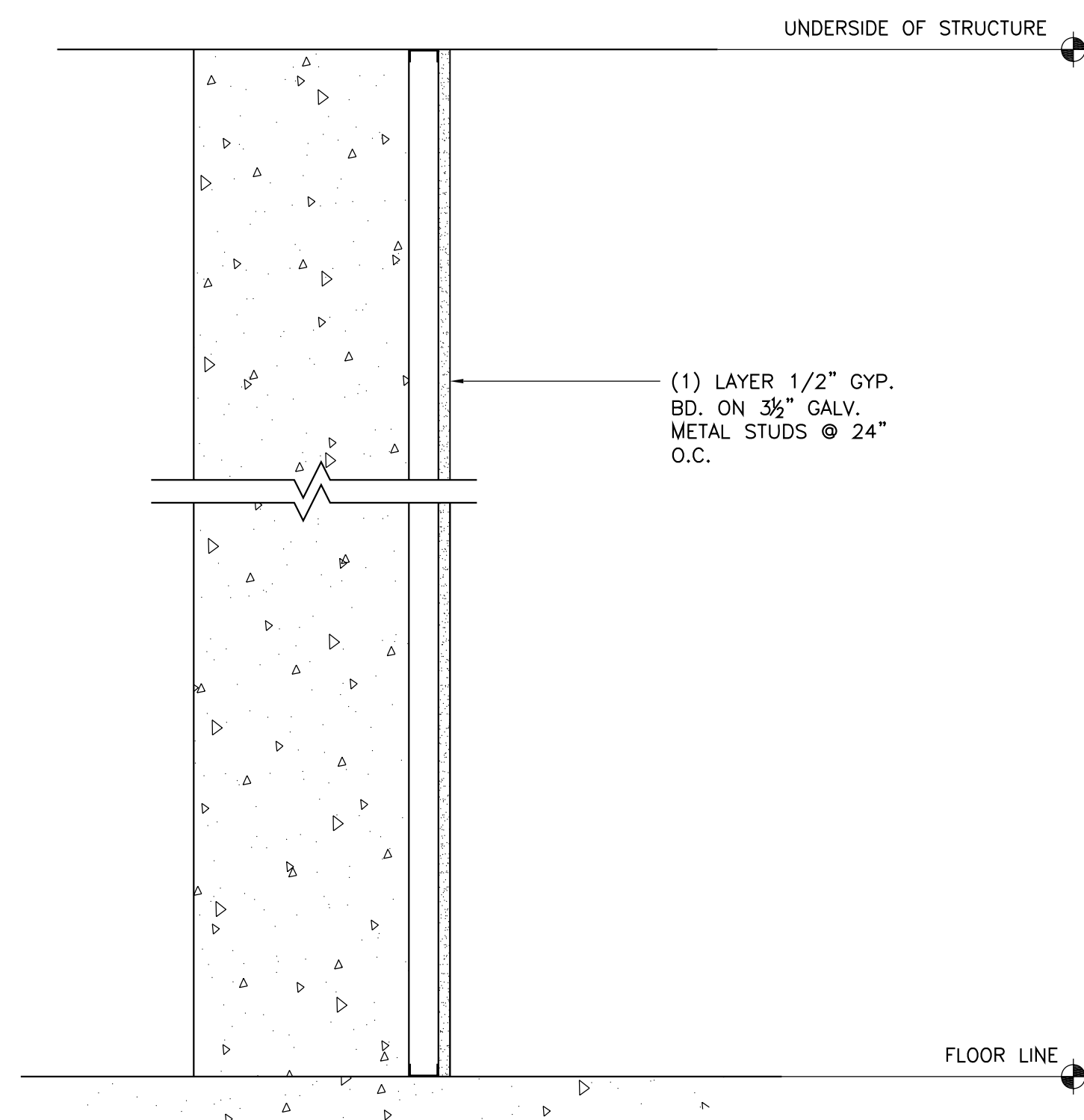
ALL IDEAS, DESIGNS, ARRANGEMENTS, PLANS AND SPECIFICATIONS INDICATED OR REPRESENTED BY THIS DRAWING ARE OWNED BY, AND THE PROPERTY OF ADACHE GROUP ARCHITECTS, INC. AND WERE CREATED, EVOLVED AND DEVELOPED FOR USE ON, AND IN CONNECTION WITH, THE SPECIFIED PROJECT. NONE OF THESE IDEAS, PLANS, ARRANGEMENTS, AND SPECIFICATIONS SHALL BE USED BY OR DISCLOSED TO ANY PERSON, CORPORATION OR FIRM FOR ANY PURPOSE WHATSOEVER WITHOUT THE WRITTEN PERMISSION OF ADACHE GROUP ARCHITECTS, INC. VISUAL CONTACT WITH THESE PLANS OR SPECIFICATIONS SHALL CONSTITUTE CONCLUSIVE EVIDENCE OF ACCEPTANCE OF THESE RESTRICTIONS. ALL RIGHTS RESERVED. © 2005

**DATE:** 08/21/06  
**SCALE:** 1 1/2" = 1'-0"  
**DRAWN BY:** CE  
**CHECKED BY:** CE  
**JOB NO.:** 45.05A

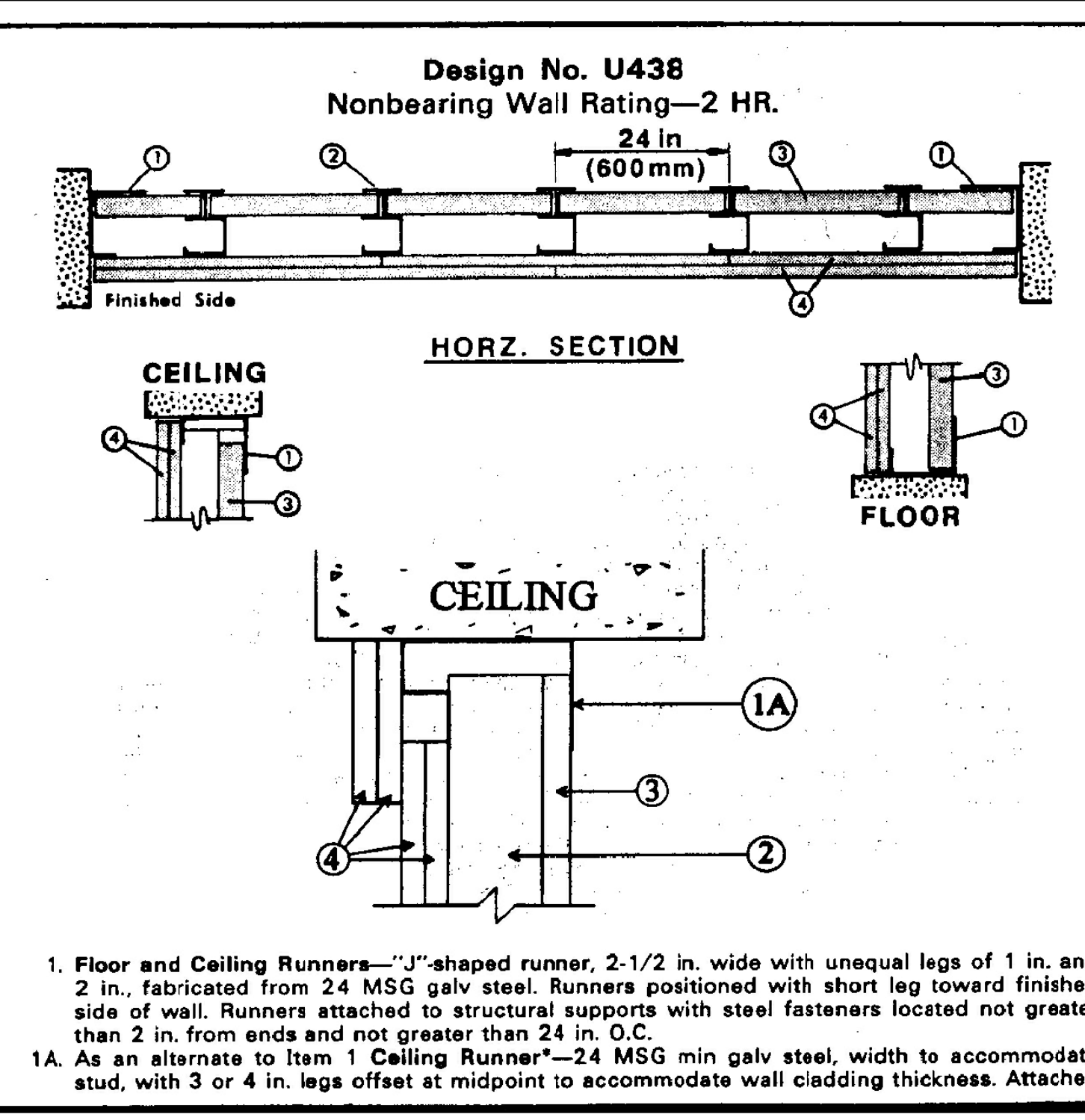
**SHEET NO.:**  
**A.6.2.02**



**C6 FURRED WALL - CONCRETE**  
 (FINISH 2 SIDES) MINIMUM 4 HR. RATED SCALE: 1 1/2"=1'-0"



**C7 FURRED WALL - CONCRETE**  
 (FINISH 2 SIDES) MINIMUM 4 HR. RATED SCALE: 1 1/2"=1'-0"



**Design No. U438 Nonbearing Wall Rating—2 HR.**

to ceiling with fasteners spaced 24 in. O.C. The wall cladding shall overlap wallboard 1-1/4 in. min.

**Fire Trak Corp.**

2. **Steel Studs**—"C"-shaped studs, 2-1/2 in. wide by 1-1/2 in. deep, fabricated from 25 MSG galv steel. Cut to lengths 3/8 to 1/2 in. less than floor-to-ceiling height and spaced 24 in. or 600 mm O.C.

2A. **Steel Studs**—(Not shown) "E"-shaped studs installed in place of "C"-shaped studs (Item 2) around fire rated openings. Fabricated from 25 MSG galv steel, 2-1/2 in. wide, with one leg 1 in. long and two legs 3/4 in. long. Shorter legs 1 in. apart to engage gypsum liner panels. Cut to lengths 3/8 in. less than floor to ceiling height. Sill and lintel of opening formed with "J"-shaped runners (Item 1) secured to "E"-shaped studs with angle clips and steel screws.

3. **Wallboard, Gypsum**—1 in. thick gypsum wallboard liner panels, supplied in nom 24 in. or 600 mm (for metric spacing) widths. Panels cut 1 in. less in length than floor-to-ceiling height. Vertical edges inserted in "H"-shaped section of "C"-H studs. Free edge of end panels at head steel screws spaced not greater than 12 in. O.C.

**Canadian Gypsum Co.—Type SLX**  
**United States Gypsum Co.—Type SLX**

4. **Wallboard, Gypsum**—1/2 in. thick, 4 ft. or 1200 mm (for metric spacing) wide wallboard applied vertically in two layers. Inner or base layer attached to studs with 1 in. long Type S self-drilling, self-tapping bugle head steel screws spaced 24 in. OC along the edges and in the field of the boards. Outer or face layer attached to studs and "J"-runners with 1-5/8 in. long Type S self-drilling, self-tapping bugle head steel screws spaced 12 in. OC in the field, along the vertical edges and to the floor and ceiling runners. Outer layer secured to inner layer wallboard with 1-1/2 in. long Type S self-drilling, self-tapping bugle head steel screws spaced 12 in. OC in the field, staggered from screws in inner layer. Joints between inner and outer layers staggered.

Outer layer joints covered with paper tape and joint compound. Exposed screw heads covered with joint compound.

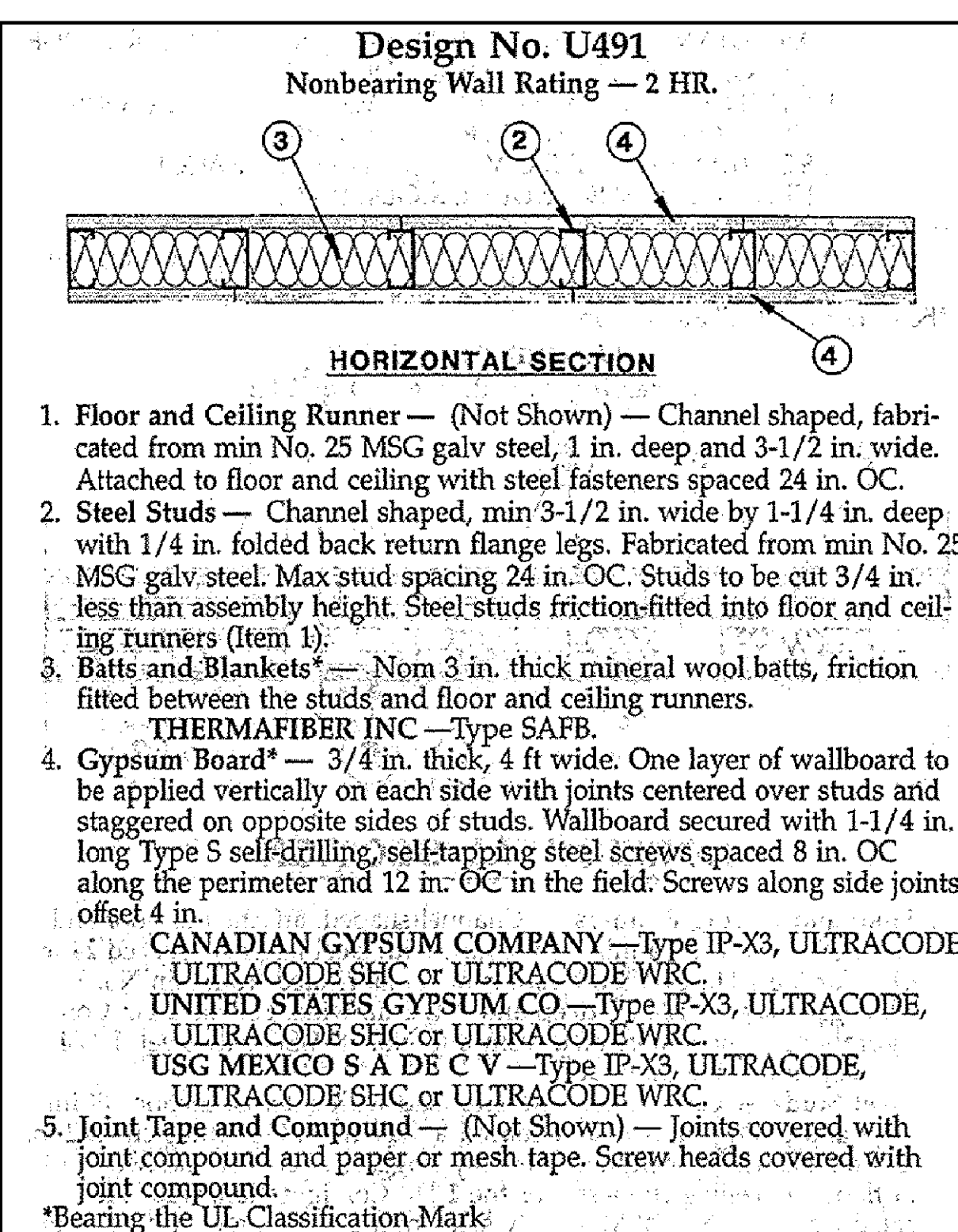
As an alternate method, inner wallboard layer applied vertically, outer wallboard layer applied horizontally. Inner layer attached to studs with 1 in. Type S steel screws spaced 24 in. OC along vertical edges and in the field. Outer layer attached to studs and "J"-runners with 1-5/8 in. long Type S self-drilling, self-tapping bugle head steel screws spaced 12 in. OC in the field, along the vertical edges and to the floor and ceiling runners. Outer layer secured to inner layer wallboard with 1-1/2 in. long Type S self-drilling, self-tapping bugle head steel screws located midway between studs and 1 in. from the horizontal joint.

**Boral Gypsum Inc.—Type BG-C**  
**Canadian Gypsum Co., Ltd.—Type C**  
**Colex Corp.—Type FRP**  
**Continental Gypsum Company—Type CG-C**  
**Domtar Gypsum—Type S**  
**Eagle-Gypsum Products—Type EG-C**  
**Georgia-Pacific Corp., Gypsum Div.—Type GPFS-C**  
**Pabco Gypsum Co.—Types PG-C**  
**Republic Gypsum Co.—Type RG-C**  
**Standard Gypsum Corp.—Type SG-C**  
**Temple-Inland Forest Products Corp.—Type TP-5**  
**United States Gypsum Co.—Type C**

4A. **Wallboard Gypsum**—(As an alternate to Item 4)—5/8 in. thick, 4 ft wide. Attached to furring channels and steel studs as described in Item 5.

5. **Batts and Blankets**—(Optional)—(Not shown)—Mineral wool or glass fiber batts partially or completely filling stud cavity. Any mineral wool or glass fiber batt material bearing the UL Classification Marking as to Fire Resistance.

\*Bearing the UL Classification Marking



**Design No. U491 Nonbearing Wall Rating — 2 HR.**

1. **Floor and Ceiling Runner**—(Not Shown)—Channel shaped, fabricated from min No. 25 MSG galv steel, 1 in. deep and 3-1/2 in. wide. Attached to floor and ceiling with steel fasteners spaced 24 in. OC.

2. **Steel Studs**—Channel shaped, min 3-1/2 in. wide by 1-1/4 in. deep with 1/4 in. folded back return flange legs. Fabricated from min No. 25 MSG galv steel. Max stud spacing 24 in. OC. Stud to be cut 3/4 in. less than assembly height. Steel studs friction-fitted into floor and ceiling runners (Item 1).

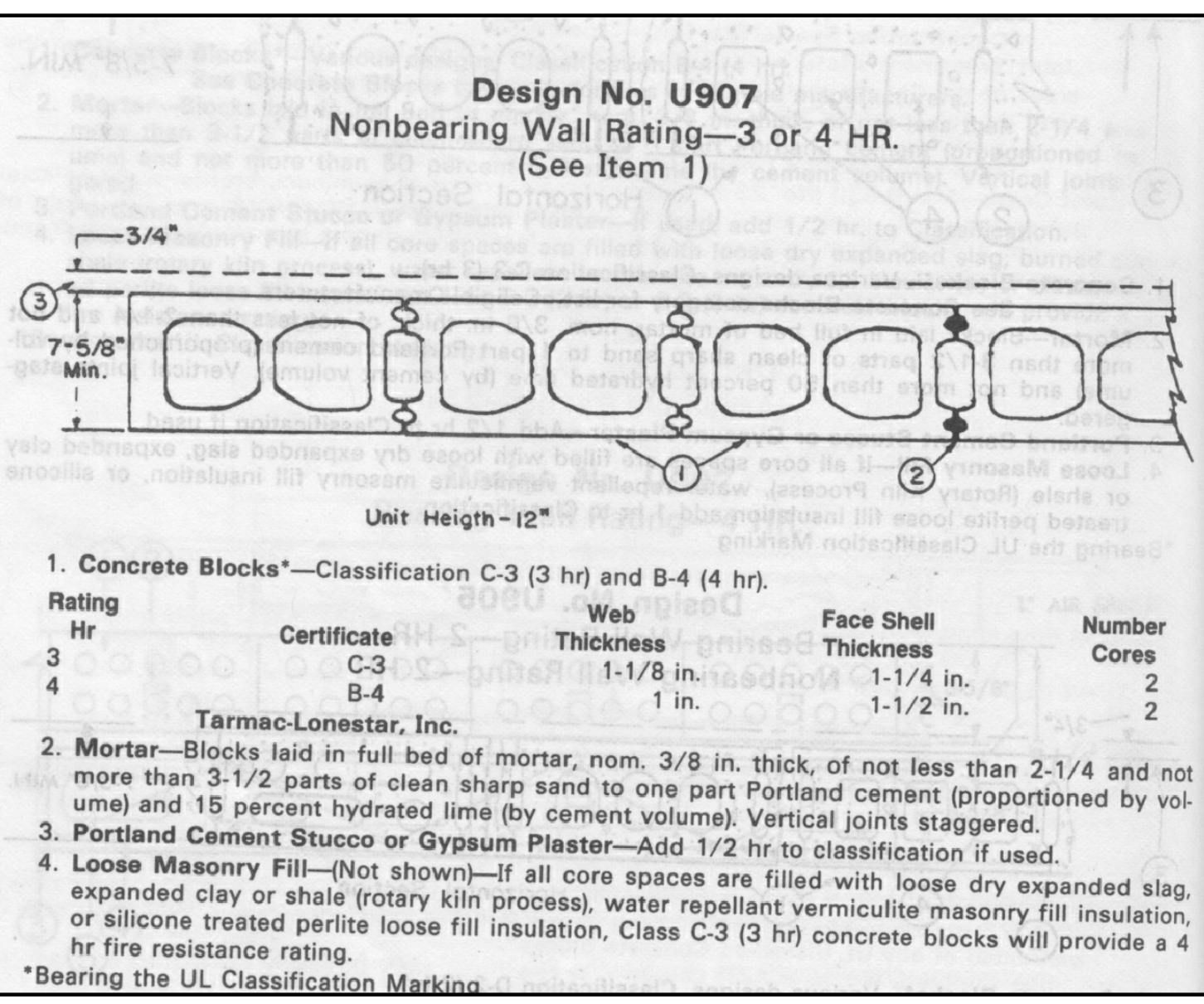
3. **Batts and Blankets**—Nom 3 in. thick mineral wool batts, friction fitted between the studs and floor and ceiling runners.  
**THERMAFIBER INC —Type SAFB**

4. **Gypsum Board**—3/4 in. thick, 4 ft wide. One layer of wallboard to be applied vertically on each side with joints centered over studs and staggered on opposite sides of studs. Wallboard secured with 1-1/4 in. long Type S self-drilling, self-tapping steel screws spaced 8 in. OC along the perimeter and 12 in. OC in the field. Screws along side joints offset 4 in.

**CANADIAN GYPSUM COMPANY —Type IP-X3, ULTRACODE, ULTRACODE SHC or ULTRACODE WRC**  
**UNITED STATES GYPSUM CO —Type IP-X3, ULTRACODE, ULTRACODE SHC or ULTRACODE WRC**  
**USG MEXICO S A DE C V —Type IP-X3, ULTRACODE, ULTRACODE SHC or ULTRACODE WRC**

5. **Joint Tape and Compound**—(Not Shown)—Joints covered with joint compound and paper or mesh tape. Screw heads covered with joint compound.

\*Bearing the UL Classification Mark



**Design No. U907 Nonbearing Wall Rating—3 or 4 HR. (See Item 1)**

1. **Concrete Blocks**—Classification C-3 (3 hr) and B-4 (4 hr).

Rating	Certificate	Web Thickness	Face Shell Thickness	Number Cores
3	C-3	1-1/8 in.	1-1/4 in.	2
4	B-4	1 in.	1-1/2 in.	2

**Tarmac-Lonestar, Inc.**

2. **Mortar**—Blocks laid in full bed of mortar, nom. 3/8 in. thick, of not less than 2-1/4 and not more than 3-1/2 parts of clean sharp sand to one part Portland cement (proportioned by volume) and 15 percent hydrated lime (by cement volume). Vertical joints staggered.

3. **Portland Cement Stucco or Gypsum Plaster**—Add 1/2 hr to classification if used.

4. **Loose Masonry Fill**—(Not shown)—If all core spaces are filled with loose dry expanded slag, expanded clay or shale (rotary kiln process), water repellent vermiculite masonry fill insulation, or silicone treated perlite loose fill insulation, Class C-3 (3 hr) concrete blocks will provide a 4 hr fire resistance rating.

\*Bearing the UL Classification Marking

**PARTITION GENERAL NOTES**

- Apply gypsum board panels parallel to studs. Position all edges over studs for parallel application. Use maximum practical lengths to minimize end joints. Stagger joints on opposite sides of partition, a minimum of 1/16", 3/8" maximum gap at floor conditions.
- Electric boxes to be offset in all sound rated partitions at a minimum of 24" o.c. Provide one stud (minimum) between offset boxes.
- The partition with the highest fire rating will run continuous through intersecting and perpendicular partitions.
- All voids between metal decking and top plate of rated partition to be packed tight with 4 lb. cu.ft. mineral wool.
- Fiber blanket insulation to be Thermafiber SAFB's or approved equal.
- Stud gauge to be a minimum of 25 in accordance with ASTM requirements C 645.
- Height limit of studs to be in accordance with ANSI requirements and GYPSUM ASSOCIATION recommendations.
- In-wall blocking and backing shall be installed in all assemblies as required to maintain specified fire ratings; to comply with effective FAIR HOUSING ACT requirements; and to comply with all effective FL STATE CODE & ALL ACCESSIBILITY CODE requirements.
- See wall sections on dwg. A-7.1-A7.2 For exterior wall finishes and details.
- Sound control for all residential units to meet all H.U.D. requirements.

**PROJECT DESIGN TEAM:**

**ARCHITECTS**  
 ADACHE GROUP ARCHITECTS, INC.  
 550 SOUTH FEDERAL HIGHWAY  
 FT. LAUDERDALE, FLORIDA 33301  
 PH:(954) 525-1333 FAX:(954) 728-9159  
 E-MAIL: info@adache.com

**BLOODGOOD SHARP BUSTER**  
 3816 WEST LINEAUGH AVENUE, SUITE 212  
 TAMPA, FLORIDA 33624  
 PH:(813) 265-4928 FAX:(813) 285-4809  
 E-MAIL: sbarker@bsbdesign.com

**CIVIL ENGINEER**  
 FLORIDA DESIGN CONSULTANTS  
 3030 STARKEY BOULEVARD  
 NEW PORT RICHEY, FLORIDA 34655  
 PH:(727) 849-7558 FAX:(727) 848-3648  
 E-MAIL: emax201@fdcsign.com

**M.E.P. ENGINEER**  
 WADSWORTH-ONEAL ENGINEERING  
 5416 COMMERCE PARK DRIVE  
 FORT MYERS, FLORIDA 33912  
 PH:(239) 454-5611 FAX:(239) 454-5401  
 E-MAIL: don@wadsworth-eng.com

**STRUCTURAL ENGINEER**  
 O.E. OLSEN & ASSOCIATES  
 3342 TYNONE BOULEVARD NORTH  
 ST. PETERSBURG, FLORIDA 33710  
 PH:(727) 345-9397 FAX:(727) 343-3207  
 E-MAIL: dwo@oeo-eng.com

**LANDSCAPE ARCHITECT**  
 PHIL GRAHAM COMPANY, P.A.  
 436 SECOND STREET NORTH  
 ST. PETERSBURG, FLORIDA 33701  
 PH:(727) 821-5225 FAX:(727) 826-1626  
 E-MAIL: phil@pgca.com

**OWNER:**

JMC COMMUNITIES  
 2201 FOURTH STREET NORTH, SUITE 200  
 ST. PETERSBURG, FLORIDA 33704  
 PH:(727) 823-0022 FAX:(727) 821-2007

© JMC COMMUNITIES, INC. 2005

**PROJECT:**

**RESIDENCES AT SANDPEARL**

470 MANDALAY AVENUE  
 CLEARWATER BEACH, FLORIDA 33767

**SEAL:**

**ISSUED FOR: PERMIT**

**DATE: 7/18/05**

**REVISIONS:**

No.	DATE	REMARKS

**RECORD SET - ISSUED 03/02/2009**

\* Disclaimer: This Record Document has been prepared based on information provided by others. Adache Group Architects has not verified the accuracy or completeness of this information and shall not be responsible for any errors or omissions that may be incorporated hereinto as a result.

**SHEET TITLE:**  
 PARTITION TYPES

ALL IDEAS, DESIGNS, ARRANGEMENTS, PLANS AND SPECIFICATIONS INDICATED OR REPRESENTED BY THIS DRAWING ARE OWNED BY, AND THE PROPERTY OF ADACHE GROUP ARCHITECTS, INC. AND WERE CREATED, EVOLVED AND DEVELOPED FOR USE ON, AND IN CONNECTION WITH, THE SPECIFIED PROJECT. NONE OF THESE IDEAS, PLANS, ARRANGEMENTS, AND SPECIFICATIONS SHALL BE USED BY OR DISCLOSED TO ANY PERSON, CORPORATION OR FIRM FOR ANY PURPOSE WHATSOEVER WITHOUT THE WRITTEN PERMISSION OF ADACHE GROUP ARCHITECTS, INC. VISUAL CONTACT WITH THESE PLANS OR SPECIFICATIONS SHALL CONSTITUTE CONCLUSIVE EVIDENCE OF ACCEPTANCE OF THESE RESTRICTIONS. ALL RIGHTS RESERVED. © 2005

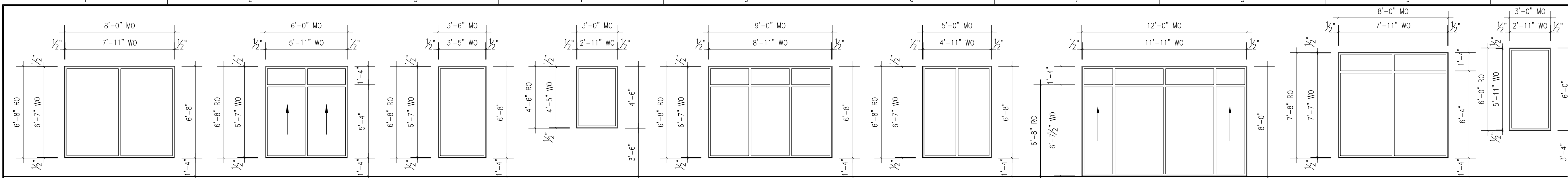
**DATE:** 08/21/06  
**SCALE:** 1 1/2" = 1'-0"  
**DRAWN BY:** CE  
**CHECKED BY:** CE  
**JOB NO.:** 45.05A

**SHEET NO.:**  
**A.6.2.03**

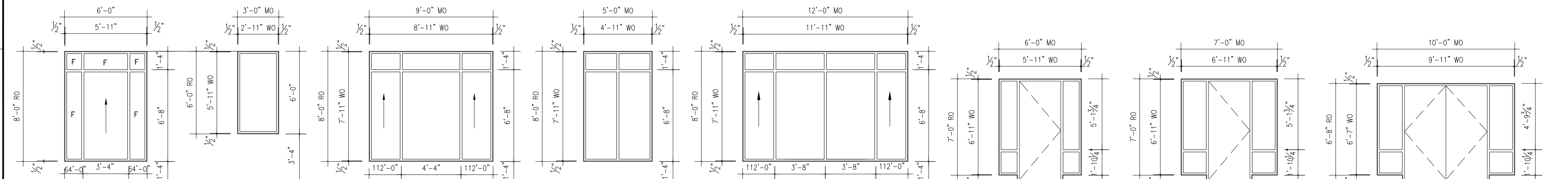




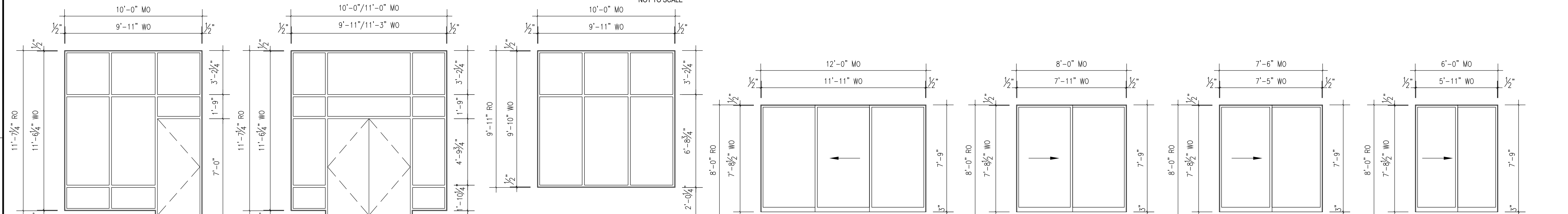




**WINDOW ELEVATIONS**  
NOT TO SCALE

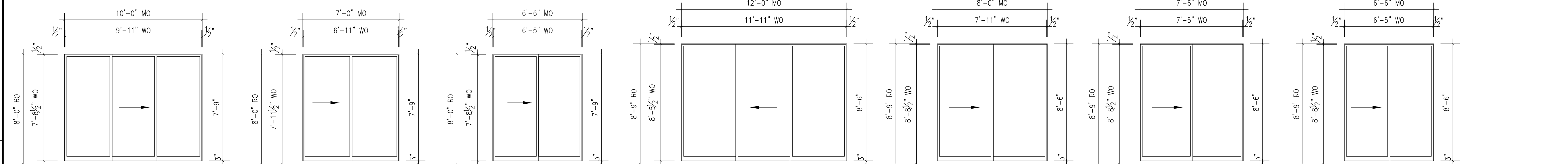


**WINDOW ELEVATIONS**  
NOT TO SCALE

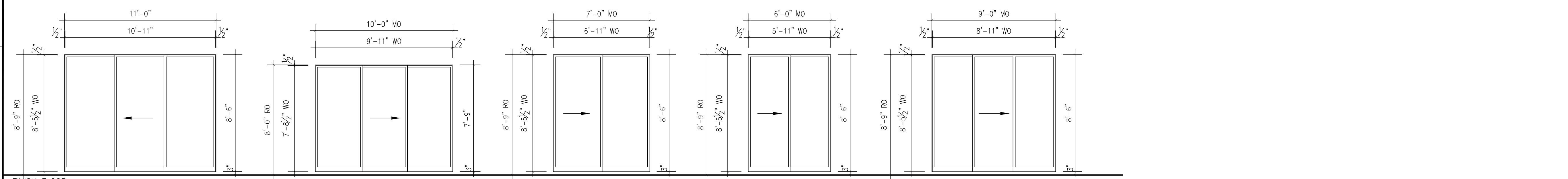


**WINDOW ELEVATIONS**  
NOT TO SCALE

**SLIDING DOOR ELEVATIONS**  
NOT TO SCALE



**SLIDING DOOR ELEVATIONS**  
NOT TO SCALE



**SLIDING DOOR ELEVATIONS**  
NOT TO SCALE

**WINDOW SCHEDULE**

MARK #	FRAME		OPER.	GLAZING	DETAIL	REMARKS
	MATL	FIN				
W1	ALUM	KYNAR	FIXED	G2	-	SEE GENERAL NOTE FOR GLAZING TYPE
W2	ALUM	KYNAR	FIXED	G2	-	
W3	ALUM	KYNAR	FIXED	G2	-	
W4	ALUM	KYNAR	FIXED	G2	-	
W5	ALUM	KYNAR	FIXED	G2	-	
W6	ALUM	KYNAR	FIXED	G2	-	
W7	ALUM	KYNAR	FIXED	G2	-	
W8	ALUM	KYNAR	FIXED	G2	-	
W9	ALUM	KYNAR	FIXED	G1	-	
W10	ALUM	KYNAR	FIXED	G1	-	
W11	ALUM	KYNAR	FIXED	G1	-	
W12	ALUM	KYNAR	FIXED	G1	-	
W13	ALUM	KYNAR	FIXED	G1	-	
W14	ALUM	KYNAR	FIXED	G1	-	
W15	ALUM	KYNAR	FIXED	G1	-	
W16	ALUM	KYNAR	FIXED/OPER	G1	-	
W17	ALUM	KYNAR	FIXED/OPER	G1	-	
W18	ALUM	KYNAR	FIXED/OPER	G1	-	
W19	ALUM	KYNAR	FIXED/OPER	G1	-	
W20	ALUM	KYNAR	FIXED	G1	-	
W21	ALUM	KYNAR	FIXED/OPER	G1	-	
W22	ALUM	KYNAR	FIXED/OPER	G1	-	
S1	ALUM	KYNAR	OPERABLE	G2	-	
S2	ALUM	KYNAR	OPERABLE	G2	-	
S3	ALUM	KYNAR	OPERABLE	G2	-	
S4	ALUM	KYNAR	OPERABLE	G2	-	
S5	ALUM	KYNAR	OPERABLE	G2	-	
S6	ALUM	KYNAR	OPERABLE	G2	-	
S7	ALUM	KYNAR	OPERABLE	G2	-	
S8	ALUM	KYNAR	OPERABLE	G2	-	
S9	ALUM	KYNAR	OPERABLE	G2	-	
S10	ALUM	KYNAR	OPERABLE	G2	-	
S11	ALUM	KYNAR	OPERABLE	G2	-	
S12	ALUM	KYNAR	OPERABLE	G2	-	
S13	ALUM	KYNAR	OPERABLE	G2	-	
S14	ALUM	KYNAR	OPERABLE	G1	-	
S15	ALUM	KYNAR	OPERABLE	G1	-	
S16	ALUM	KYNAR	OPERABLE	G1	-	
S17	ALUM	KYNAR	OPERABLE	G1	-	
S18	ALUM	KYNAR	OPERABLE	G1	-	
S19	ALUM	KYNAR	OPERABLE	G1	-	
S20	ALUM	KYNAR	OPERABLE	G1	-	
S21	ALUM	KYNAR	OPERABLE	G1	-	
S22	ALUM	KYNAR	OPERABLE	G1	-	
S23	ALUM	KYNAR	OPERABLE	G1	-	
S24	ALUM	KYNAR	OPERABLE	G1	-	
S25	ALUM	KYNAR	OPERABLE	G1	-	
S26	ALUM	KYNAR	OPERABLE	G1	-	
S27	ALUM	KYNAR	OPERABLE	G1	-	SEE GENERAL NOTE FOR GLAZING TYPE

**GLAZING KEY**

MARK #	TYPE	THICKNESS	REMARKS
G1	TINT, GREY	9/16"	LARGE MISSILE IMPACT RESISTANT, LAMINATED
G2	TINT, GREY	9/16"	SMALL MISSILE IMPACT RESISTANT, LAMINATED
G3	TINT, GREY	9/16"	NON IMPACT RESISTANT, LAMINATED
G4	TINT, GREY	9/16"	LAMINATED
G5	TINT, GREY	9/16"	LAMINATED

**GENERAL NOTES:**

- 1) ALL GLAZING TO BE LARGE MISSILE IMPACT RESISTANT TO 30'-0" HIGH.
- 2) ALL GLAZING TO BE SMALL MISSILE IMPACT RESISTANT FROM 30'-0" TO 60'-0" HIGH.
- 3) ALUMINUM/GLASS SAFEGUARD IN BALCONY RAIL TO BE CLEAR, TEMPERED.

**PROJECT DESIGN TEAM:**

**ARCHITECTS**  
ADACHE GROUP ARCHITECTS, INC.  
550 SOUTH FEDERAL HIGHWAY  
FT. LAUDERDALE, FLORIDA 33301  
PH:(954) 525-6133 FAX:(772) 728-9159  
E-MAIL: info@adache.com

**BLOODGOOD SHARP BUSTER**  
3816 WEST LINEAUCH AVENUE, SUITE 212  
TAMPA, FLORIDA 33634  
PH:(813) 285-8028 FAX:(813) 285-4809  
E-MAIL: sbarker@bbsdesign.com

**CIVIL ENGINEER**  
FLORIDA DESIGN CONSULTANTS  
3030 STARKEY BOULEVARD  
NEW PORT RICHEY, FLORIDA 34655  
PH:(727) 840-7588 FAX:(727) 848-3648  
E-MAIL: emazur@fdesig.com

**M.E.P. ENGINEER**  
WADSWORTH-ONEAL ENGINEERING  
5818 COMMERCIAL PARK DRIVE  
FORT MYERS, FLORIDA 33912  
PH:(239) 454-5511 FAX:(239) 454-5401  
E-MAIL: don@wadsworth-eng.com

**STRUCTURAL ENGINEER**  
O.E. OLSEN & ASSOCIATES  
3342 TYRONE BOULEVARD NORTH  
ST. PETERSBURG, FLORIDA 33704  
PH:(727) 345-0397 FAX:(727) 343-3207  
E-MAIL: dwoit@oeo-eng.com

**LANDSCAPE ARCHITECT**  
PHIL GRAHAM COMPANY, P.A.  
436 SECOND STREET NORTH  
ST. PETERSBURG, FLORIDA 33701  
PH:(727) 851-5225 FAX:(727) 856-1626  
E-MAIL: hbooth@pgc.com

**OWNER:**

JMC COMMUNITIES  
2201 FOURTH STREET NORTH, SUITE 200  
ST. PETERSBURG, FLORIDA 33704  
PH:(727) 823-0022 FAX:(727) 821-2007

© JMC COMMUNITIES, INC. 2005

**PROJECT:**

**RESIDENCES  
AT SANDPEARL**

470 MANDALAY AVENUE  
CLEARWATER BEACH, FLORIDA 33767

**SEAL:**

**ISSUED FOR: PERMIT**

DATE: 7/18/05

**REVISIONS:**

No.	DATE	REMARKS

**RECORD SET - ISSUED 03/02/2009**

\* Disclaimer: This Record Document has been prepared based on information provided by others. Adache Group Architects has not verified the accuracy or completeness of this information and shall not be responsible for any errors or omissions that may be incorporated herein as a result.

**SHEET TITLE:**

**WINDOW SCHEDULE**

ALL IDEAS, DESIGNS, ARRANGEMENTS, PLANS AND SPECIFICATIONS INDICATED OR REPRESENTED BY THIS DRAWING ARE OWNED BY, AND THE PROPERTY OF ADACHE GROUP ARCHITECTS, INC. AND WERE CREATED, EVOLVED AND DEVELOPED FOR USE ON, AND IN CONNECTION WITH, THE SPECIFIED PROJECT. NONE OF THESE IDEAS, PLANS, ARRANGEMENTS, AND SPECIFICATIONS SHALL BE USED BY OR DISCLOSED TO ANY PERSON, CORPORATION OR FIRM FOR ANY PURPOSE WHATSOEVER WITHOUT THE WRITTEN PERMISSION OF ADACHE GROUP ARCHITECTS, INC. VISUAL CONTACT WITH THESE PLANS OR SPECIFICATIONS SHALL CONSTITUTE CONCLUSIVE EVIDENCE OF ACCEPTANCE OF THESE RESTRICTIONS. ALL RIGHTS RESERVED. © 2005

DATE: 08/21/06

SCALE: NOT TO SCALE

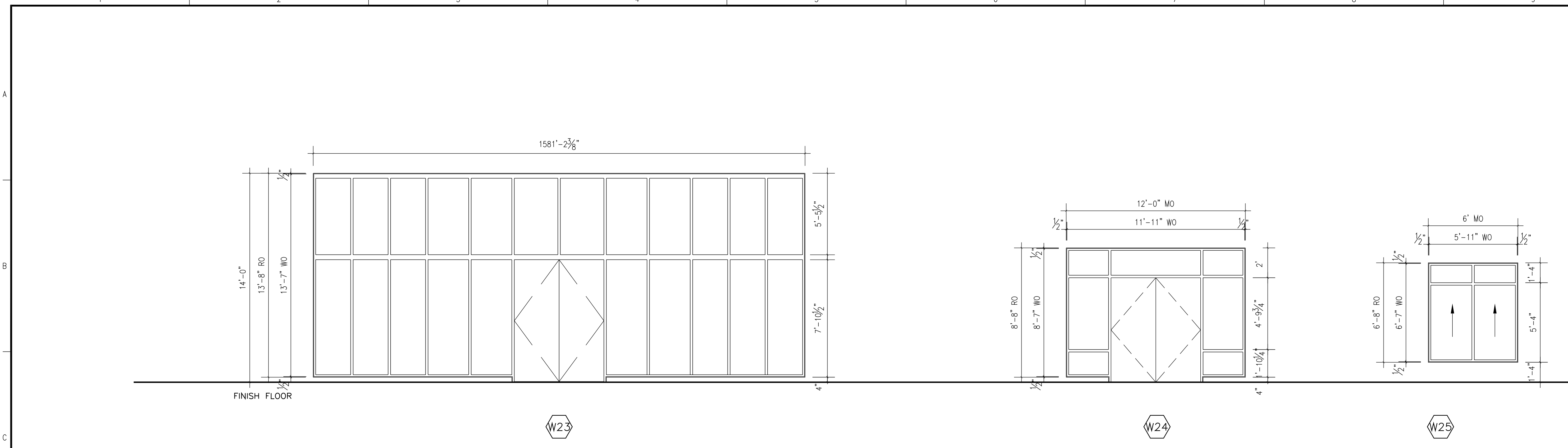
DRAWN BY: CE

CHECKED BY: CE

JOB NO.: 45.05A

**SHEET NO.:**

**A.6.4.01**



WINDOW SCHEDULE						
MARK #	FRAME		OPER.	GLAZING	DETAIL	REMARKS
	MATL	FIN				
W23	ALUM	KYNAR	FIXED/OPER	G1	-	SEE GENERAL NOTE FOR GLAZING TYPE
GLAZING KEY						
MARK #	TYPE	THICKNESS	REMARKS			
G1	TNT	9/16"	LARGE MISSILE IMPACT RESISTANT,			
G2	TNT	9/16"	SMALL MISSILE IMPACT RESISTANT,			
G3	TNT	9/16"	NON IMPACT RESISTANT,			
G4	TNT	9/16"	TEMPERED			
G5	TNT	9/16"	FLOAT			

**GENERAL NOTES:**  
 1) ALL GLAZING TO BE LARGE MISSILE IMPACT RESISTANT TO 30'-0" HIGH.  
 2) ALL GLAZING TO BE SMALL MISSILE IMPACT RESISTANT FROM 30'-0" TO 60'-0" HIGH.  
 3) ALUMINUM/GLASS SAFEGUARD IN BALCONY RAIL TO BE CLEAR, TEMPERED.

**PROJECT DESIGN TEAM:**  
**ARCHITECTS**  
 ADACHE GROUP ARCHITECTS, INC.  
 550 SOUTH FEDERAL HIGHWAY  
 FT. LAUDERDALE, FLORIDA 33301  
 PH:(954) 525-8133 FAX:(954) 728-8159  
 E-MAIL: info@adache.com

**BLOODGOOD SHARP BUSTER**  
 3816 WEST LINEBAUGH AVENUE, SUITE 212  
 TAMPA, FLORIDA 33604  
 PH:(813) 285-4808 FAX:(813) 285-4809  
 E-MAIL: sbarker@sbobdesign.com

**CIVIL ENGINEER**  
 FLORIDA DESIGN CONSULTANTS  
 3030 STARKEY BOULEVARD  
 NEW PORT RICHEY, FLORIDA 34655  
 PH:(727) 849-7588 FAX:(727) 848-3648  
 E-MAIL: emaxzur@fdcsign.com

**M.E.P. ENGINEER**  
 WADSWORTH-ONEAL ENGINEERING  
 6816 COMMERCE PARK DRIVE  
 FORT MYERS, FLORIDA 33912  
 PH:(239) 454-5611 FAX:(239) 454-6401  
 E-MAIL: ceng@wadsworth-eng.com

**STRUCTURAL ENGINEER**  
 O.E. OLSEN & ASSOCIATES  
 3342 TYNONE BOULEVARD NORTH  
 ST. PETERSBURG, FLORIDA 33710  
 PH:(727) 345-9397 FAX:(727) 343-3207  
 E-MAIL: dweil@oeeo-eng.com

**LANDSCAPE ARCHITECT**  
 PHIL GRAHAM COMPANY, P.A.  
 436 SECOND STREET NORTH  
 ST. PETERSBURG, FLORIDA 33701  
 PH:(727) 821-5225 FAX:(727) 826-1626  
 E-MAIL: hbooth@pgda.com

**OWNER:**  
 JMC COMMUNITIES  
 2201 FOURTH STREET NORTH, SUITE 200  
 ST. PETERSBURG, FLORIDA 33704  
 PH:(727) 823-0022 FAX:(727) 821-2007  
 © JMC COMMUNITIES, INC. 2005

**PROJECT:**  
**RESIDENCES AT SANDPEARL**  
 470 MANDALAY AVENUE  
 CLEARWATER BEACH, FLORIDA 33767

**SEAL:**

**ISSUED FOR: PERMIT**  
**DATE: 7/18/05**

REVISIONS:		
No.	DATE	REMARKS

**RECORD SET - ISSUED 03/02/2009**

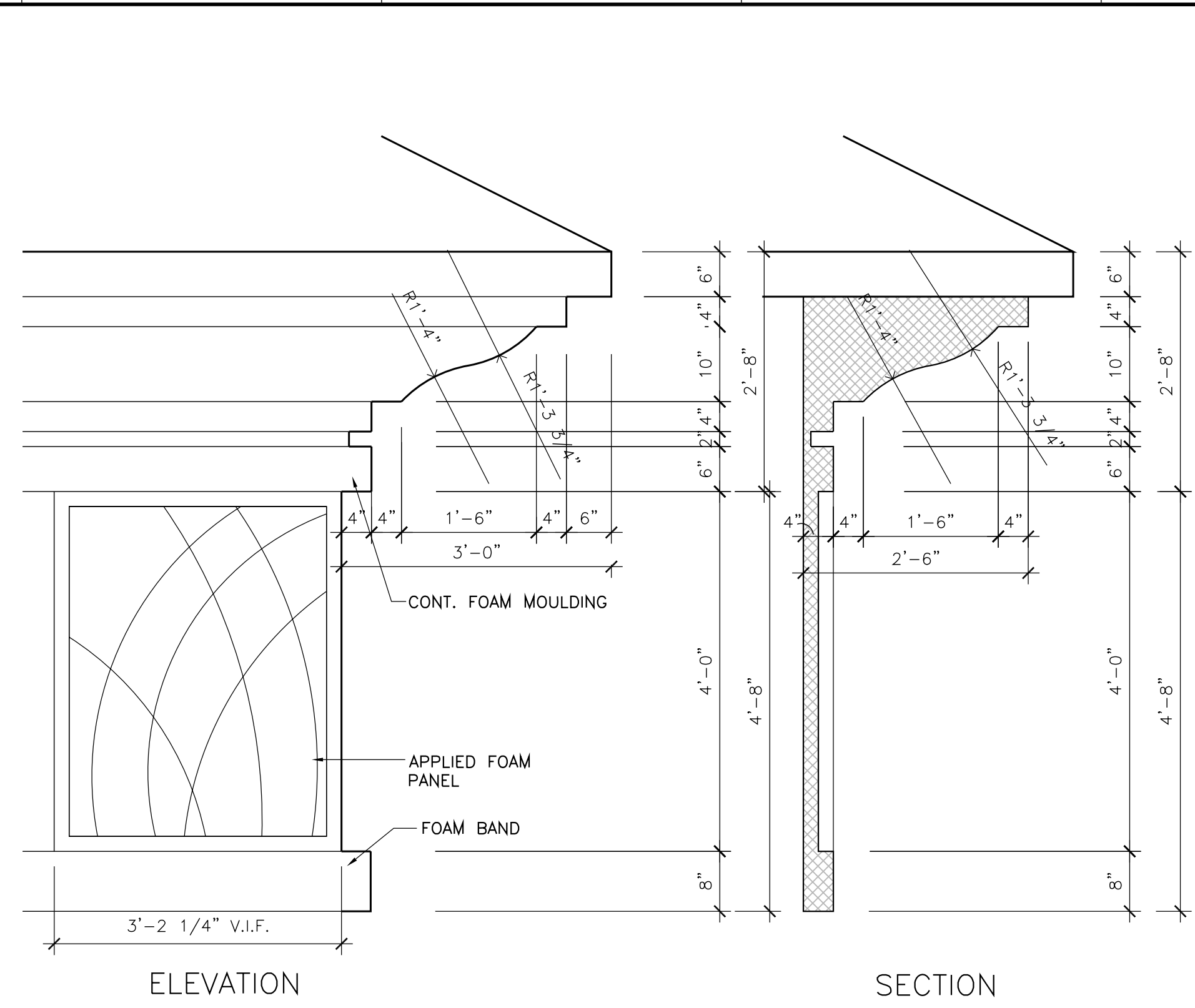
\* Disclaimer: This Record Document has been prepared based on information provided by others. Adache Group Architects has not verified the accuracy or completeness of this information and shall not be responsible for any errors or omissions that may be incorporated herein as a result.

**SHEET TITLE:**  
**WINDOW SCHEDULE**

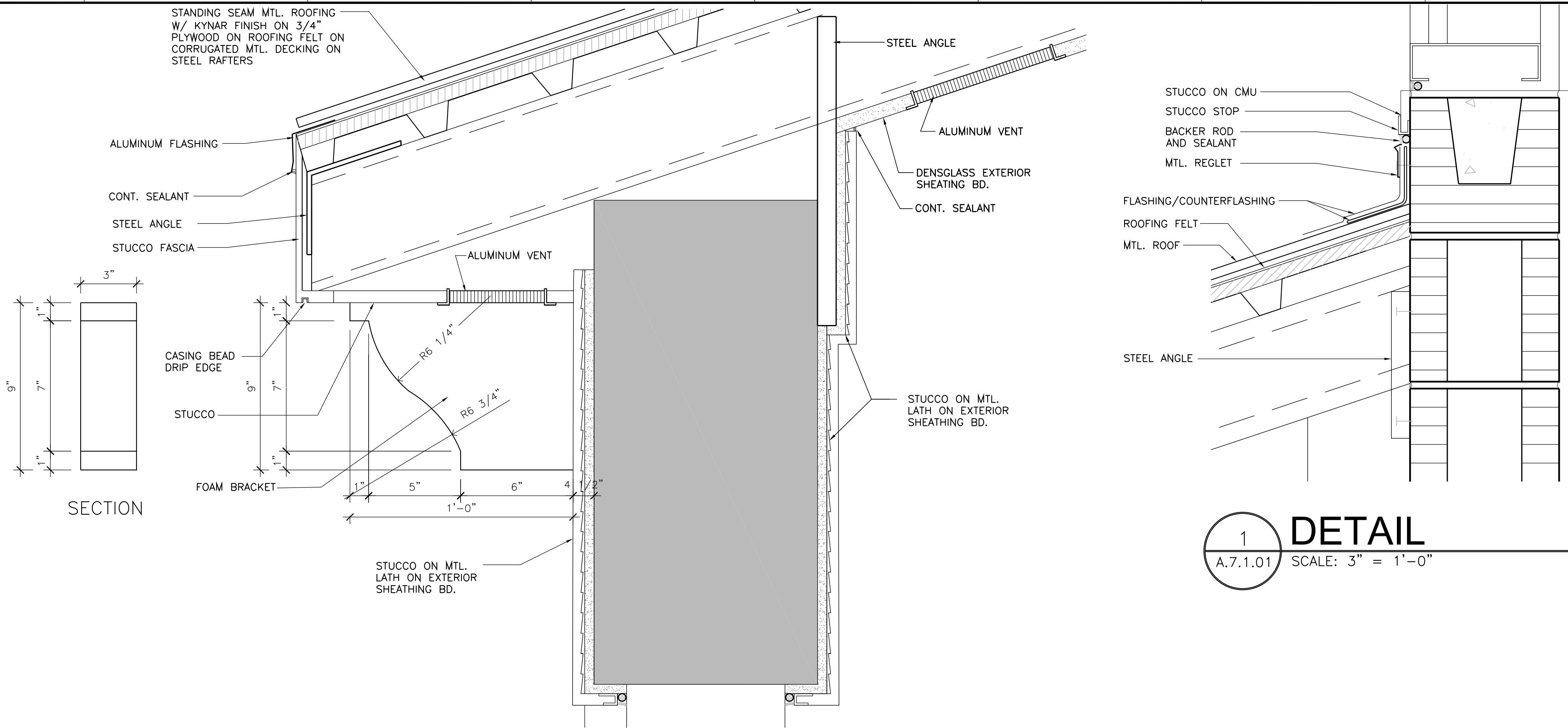
ALL IDEAS, DESIGNS, ARRANGEMENTS, PLANS AND SPECIFICATIONS INDICATED OR REPRESENTED BY THIS DRAWING ARE OWNED BY, AND THE PROPERTY OF ADACHE GROUP ARCHITECTS, INC. AND WERE CREATED, EVOLVED AND DEVELOPED FOR USE ON, AND IN CONNECTION WITH, THE SPECIFIED PROJECT. NONE OF THESE IDEAS, PLANS, ARRANGEMENTS, AND SPECIFICATIONS SHALL BE USED BY OR DISCLOSED TO ANY PERSON, CORPORATION OR FIRM FOR ANY PURPOSE WHATSOEVER WITHOUT THE WRITTEN PERMISSION OF ADACHE GROUP ARCHITECTS, INC. VISUAL CONTACT WITH THESE PLANS OR SPECIFICATIONS SHALL CONSTITUTE CONCLUSIVE EVIDENCE OF ACCEPTANCE OF THESE RESTRICTIONS. ALL RIGHTS RESERVED. © 2005

**DATE:** 08/21/06  
**SCALE:** NOT TO SCALE  
**DRAWN BY:** CE  
**CHECKED BY:** CE  
**JOB NO.:** 45.05A

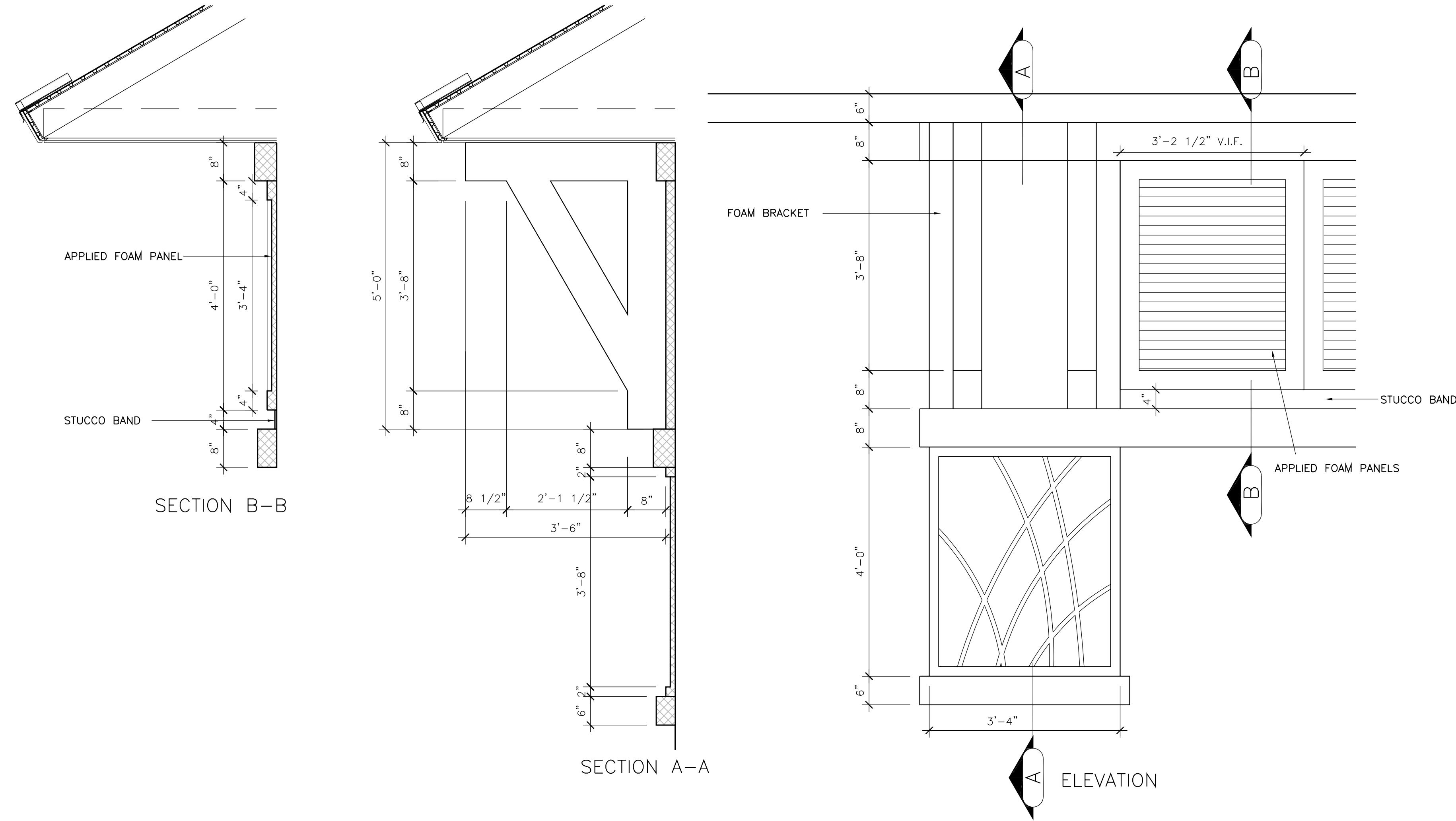
**SHEET NO.:**  
**A.6.4.02**



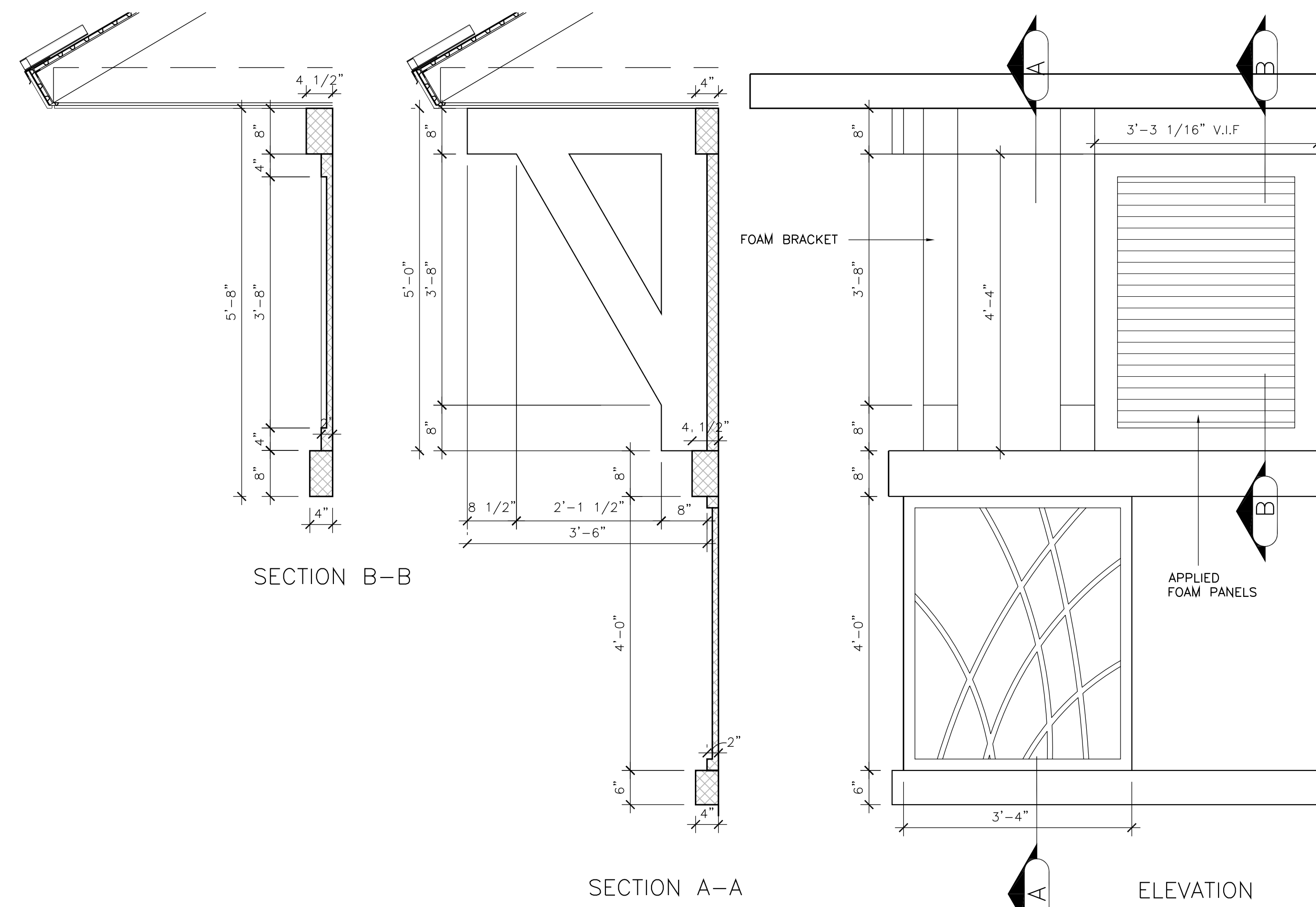
**3 FOAM BRACKET DETAIL**  
A.7.1.01 SCALE: 3/4" = 1'-0"



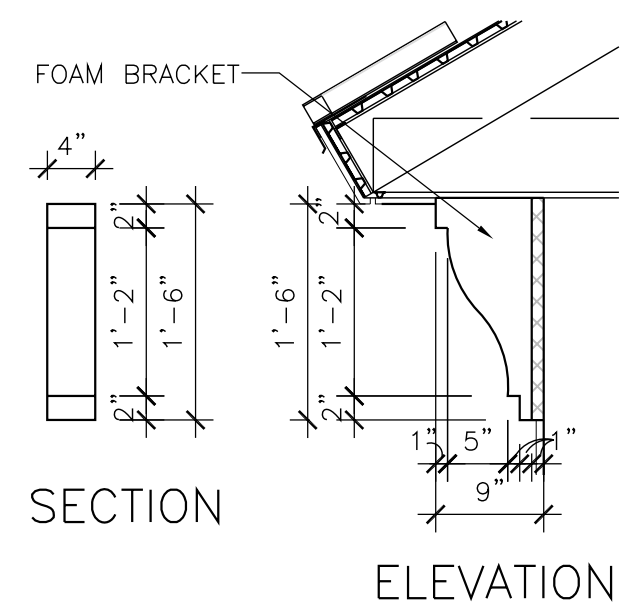
**2 DETAIL**  
A.7.1.01 SCALE: 3" = 1'-0"



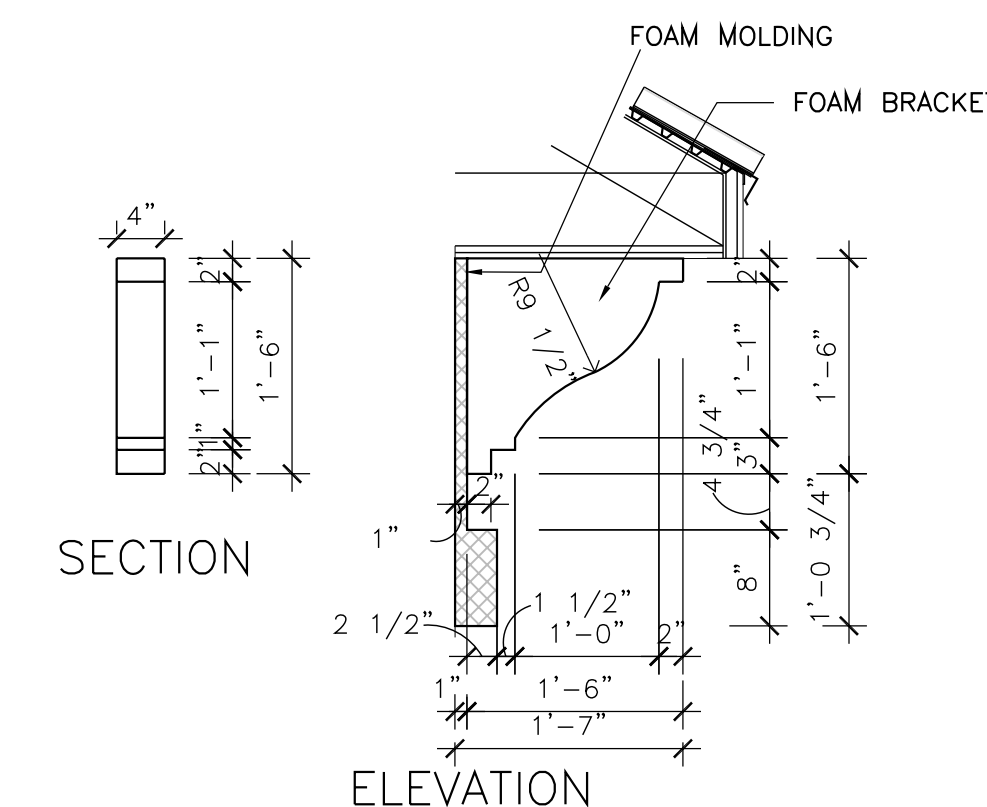
**5 FOAM BRACKET DETAIL**  
A.7.1.01 SCALE: 3/4" = 1'-0"



**4 FOAM BRACKET DETAIL**  
A.7.1.01 SCALE: 3/4" = 1'-0"



**7 FOAM BRACKET DETAIL**  
A.7.1.01 SCALE: 3/4" = 1'-0"



**6 FOAM BRACKET DETAIL**  
A.7.1.01 SCALE: 3/4" = 1'-0"

**PROJECT DESIGN TEAM:**  
**ARCHITECTS**  
 ADACHE GROUP ARCHITECTS, INC.  
 550 SOUTH FEDERAL HIGHWAY  
 FT. LAUDERDALE, FLORIDA 33301  
 PH:(954) 525-8133 FAX:(954) 728-9159  
 E-MAIL: info@adache.com  
**BLOODGOOD SHARP BUSTER**  
 3816 WEST LINEAUGH AVENUE, SUITE 212  
 TAMPA, FLORIDA 33624  
 PH:(813) 285-4808 FAX:(813) 285-4809  
 E-MAIL: sbarker@sbbsdesign.com  
**CIVIL ENGINEER**  
 FLORIDA DESIGN CONSULTANTS  
 3030 STARKEY BOULEVARD  
 NEW PORT RICHEY, FLORIDA 34655  
 PH:(727) 849-7588 FAX:(727) 848-3648  
 E-MAIL: emazzur@fdcsign.com  
**M.E.P. ENGINEER**  
 WADSWORTH-ONEAL ENGINEERING  
 6816 COMMERCIAL PARK DRIVE  
 FORT MYERS, FLORIDA 33912  
 PH:(239) 454-5511 FAX:(239) 454-6401  
 E-MAIL: dan@wadsworth-eng.com  
**STRUCTURAL ENGINEER**  
 O.E. OLSEN & ASSOCIATES  
 3342 TYRONE BOULEVARD NORTH  
 ST. PETERSBURG, FLORIDA 33710  
 PH:(727) 345-9397 FAX:(727) 343-3207  
 E-MAIL: dwoolf@oeo-eng.com  
**LANDSCAPE ARCHITECT**  
 PHIL GRAHAM COMPANY, P.A.  
 436 SECOND STREET NORTH  
 ST. PETERSBURG, FLORIDA 33701  
 PH:(727) 821-5225 FAX:(727) 826-1626  
 E-MAIL: hbooth@pgga.com

**OWNER:**  
 JMC COMMUNITIES  
 2201 FOURTH STREET NORTH, SUITE 200  
 ST. PETERSBURG, FLORIDA 33704  
 PH:(727) 823-0022 FAX:(727) 821-2007  
 © JMC COMMUNITIES, INC. 2005

**PROJECT:**  
**RESIDENCES AT SANDPEARL**  
 470 MANDALAY AVENUE  
 CLEARWATER BEACH, FLORIDA 33767

**SEAL:**

**ISSUED FOR: PERMIT**  
**DATE: 7/18/05**

**REVISIONS:**

No.	DATE	REMARKS

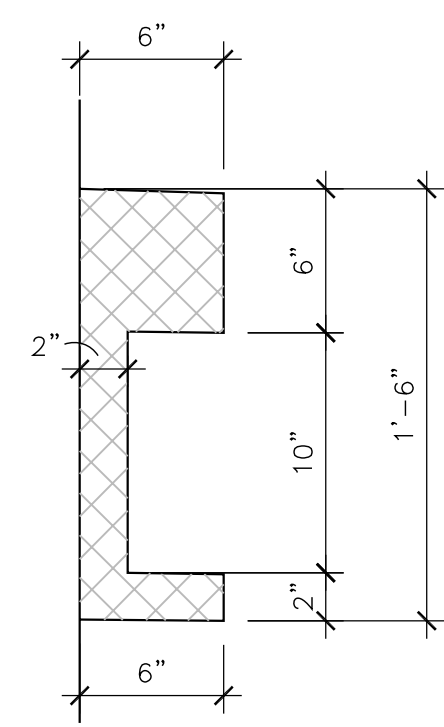
**RECORD SET - ISSUED 03/02/2009**  
 \* Disclaimer: This Record Document has been prepared based on information provided by others. Adache Group Architects has not verified the accuracy or completeness of this information and shall not be responsible for any errors or omissions that may be incorporated herein as a result.

**SHEET TITLE:**  
**DETAILS**

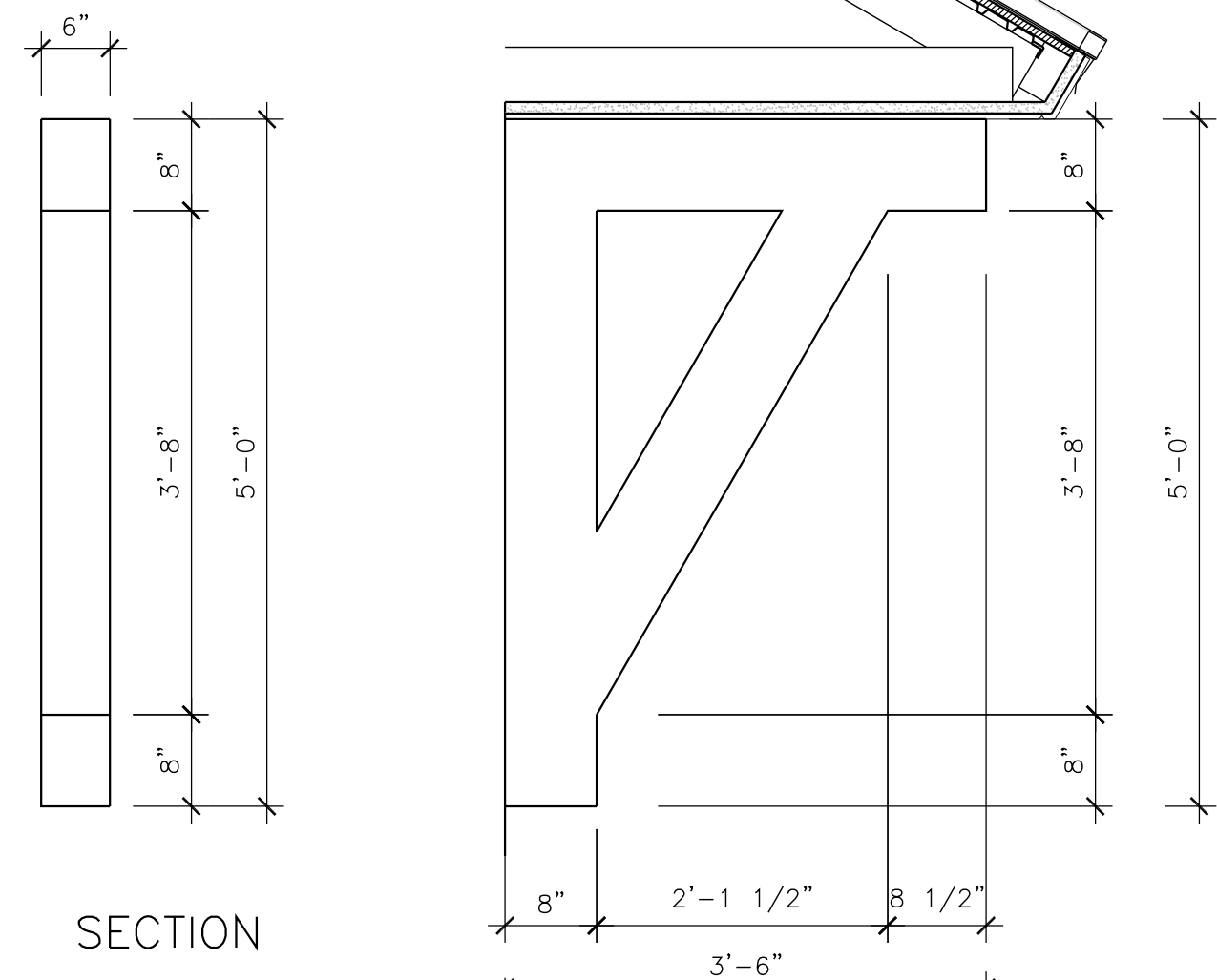
ALL IDEAS, DESIGNS, ARRANGEMENTS, PLANS AND SPECIFICATIONS INDICATED OR REPRESENTED BY THIS DRAWING ARE OWNED BY, AND THE PROPERTY OF ADACHE GROUP ARCHITECTS, INC. AND WERE CREATED, EVOLVED AND DEVELOPED FOR USE ON, AND IN CONNECTION WITH, THE SPECIFIED PROJECT. NONE OF THESE IDEAS, PLANS, ARRANGEMENTS, AND SPECIFICATIONS SHALL BE USED BY OR DISCLOSED TO ANY PERSON, CORPORATION OR FIRM FOR ANY PURPOSE WHATSOEVER WITHOUT THE WRITTEN PERMISSION OF ADACHE GROUP ARCHITECTS, INC. VISUAL CONTACT WITH THESE PLANS OR SPECIFICATIONS SHALL CONSTITUTE CONCLUSIVE EVIDENCE OF ACCEPTANCE OF THESE RESTRICTIONS. ALL RIGHTS RESERVED. © 2005

**DATE:** 08/21/06  
**SCALE:** AS NOTED  
**DRAWN BY:** -  
**CHECKED BY:** CE  
**JOB NO.:** 45.05A

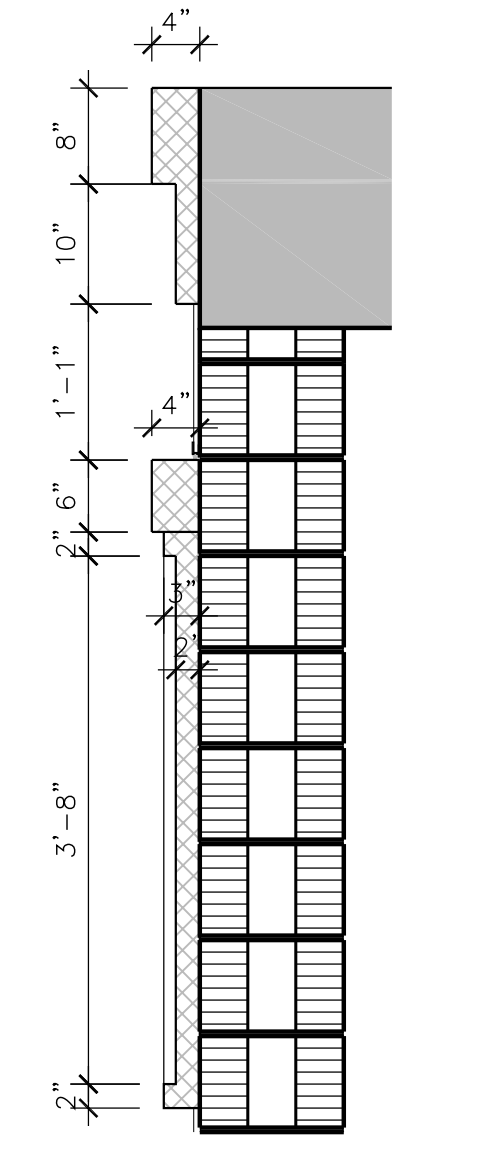
**SHEET NO.:**  
**A.7.1.01**



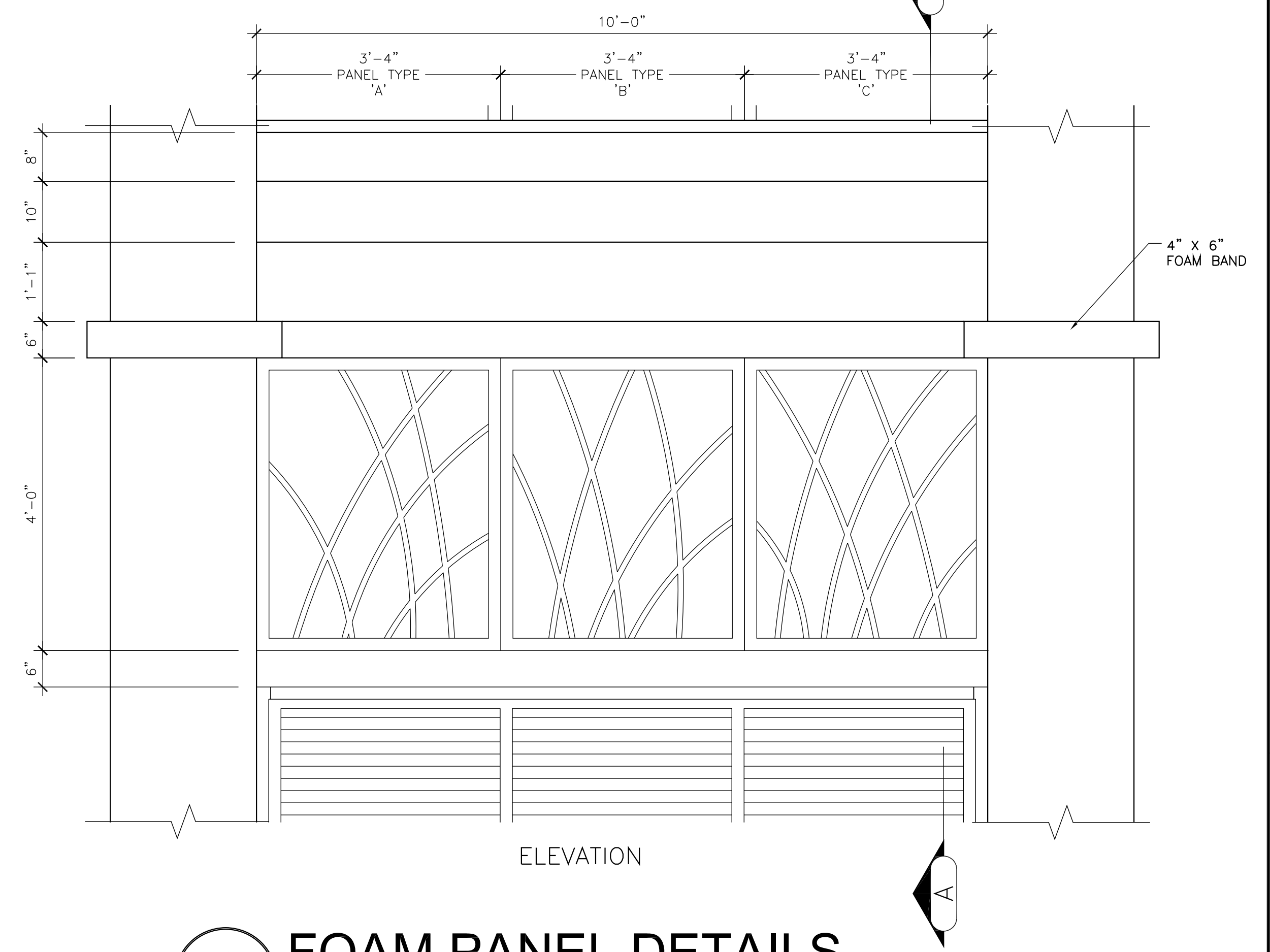
**3 FOAM MOLDING DETAIL**  
A.7.1.01A SCALE: 1 1/2" = 1'-0"



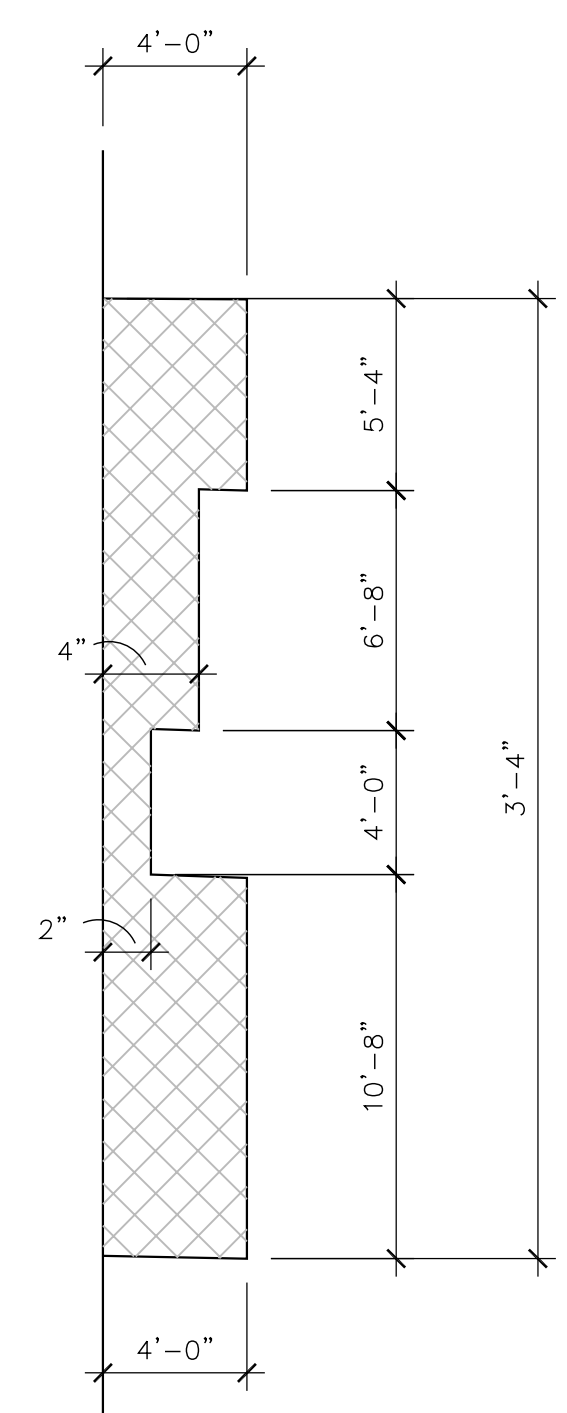
**2 FOAM BRACKET DETAIL**  
A.7.1.01A SCALE: 3/4" = 1'-0"



SECTION A-A



**1 FOAM PANEL DETAILS**  
A.7.1.01A SCALE: 3/4" = 1'-0"



**4 FOAM MOLDING DETAIL**  
A.7.1.01A SCALE: 1 1/2" = 1'-0"

**PROJECT DESIGN TEAM:**  
**ARCHITECTS**  
ADACHE GROUP ARCHITECTS, INC.  
550 SOUTH FEDERAL HIGHWAY  
FT. LAUDERDALE, FLORIDA 33301  
PH (954) 525-1333 FAX (954) 728-9159  
E-MAIL: info@adache.com  
**BLOODGOOD SHARP BUSTER**  
3816 WEST LINEBAUGH AVENUE, SUITE 212  
TAMPA, FLORIDA 33604  
PH (813) 285-4828 FAX (813) 285-4809  
E-MAIL: sbarker@bsbdesign.com  
**CIVIL ENGINEER**  
FLORIDA DESIGN CONSULTANTS  
3030 STARKEY BOULEVARD  
NEW PORT RICHEY, FLORIDA 34655  
PH (727) 849-7598 FAX (727) 846-3648  
E-MAIL: emaxcu@fldesign.com  
**M.E.P. ENGINEER**  
WADSWORTH-ONEAL ENGINEERING  
6816 COMMERCE PARK DRIVE  
FORT MYERS, FLORIDA 33912  
PH (239) 454-5511 FAX (239) 454-6401  
E-MAIL: don@wadswortheng.com  
**STRUCTURAL ENGINEER**  
O.E. OLSEN & ASSOCIATES  
3342 TYRONE BOULEVARD NORTH  
ST. PETERSBURG, FLORIDA 33710  
PH (727) 345-9397 FAX (727) 343-3207  
E-MAIL: doell@oeeo-eng.com  
**LANDSCAPE ARCHITECT**  
PHIL GRAHAM COMPANY, P.A.  
436 SECOND STREET NORTH  
ST. PETERSBURG, FLORIDA 33701  
PH (727) 821-5225 FAX (727) 826-1626  
E-MAIL: hbnoth@pgga.com

**OWNER:**  
JMC COMMUNITIES  
2201 FOURTH STREET NORTH, SUITE 200  
ST. PETERSBURG, FLORIDA 33704  
PH (727) 823-0022 FAX (727) 821-2007  
© JMC COMMUNITIES, INC. 2005

**PROJECT:**  
**RESIDENCES AT SANDPEARL**  
470 MANDALAY AVENUE  
CLEARWATER BEACH, FLORIDA 33767

**SEAL:**

**ISSUED FOR: PERMIT**  
**DATE:** 7/18/05

**REVISIONS:**

No.	DATE	REMARKS

RECORD SET - ISSUED 03/02/2009  
\* Disclaimer: This Record Document has been prepared based on information provided by others. Adache Group Architects has not verified the accuracy or completeness of this information and shall not be responsible for any errors or omissions that may be incorporated hereinto as a result.

**SHEET TITLE:**  
**DETAILS**

ALL IDEAS, DESIGNS, ARRANGEMENTS, PLANS AND SPECIFICATIONS INDICATED OR REPRESENTED BY THIS DRAWING ARE OWNED BY, AND THE PROPERTY OF ADACHE GROUP ARCHITECTS, INC. AND WERE CREATED, EVOLVED AND DEVELOPED FOR USE ON, AND IN CONNECTION WITH, THE SPECIFIED PROJECT. NONE OF THESE IDEAS, PLANS, ARRANGEMENTS, AND SPECIFICATIONS SHALL BE USED BY OR DISCLOSED TO ANY PERSON, CORPORATION OR FIRM FOR ANY PURPOSE WHATSOEVER WITHOUT THE WRITTEN PERMISSION OF ADACHE GROUP ARCHITECTS, INC. VISUAL CONTACT WITH THESE PLANS OR SPECIFICATIONS SHALL CONSTITUTE CONCLUSIVE EVIDENCE OF ACCEPTANCE OF THESE RESTRICTIONS. ALL RIGHTS RESERVED. © 2005

**DATE:** 08/21/06  
**SCALE:** AS NOTED  
**DRAWN BY:** -  
**CHECKED BY:** CE  
**JOB NO.:** 45.05A

**SHEET NO.:**  
**A.7.1.01A**

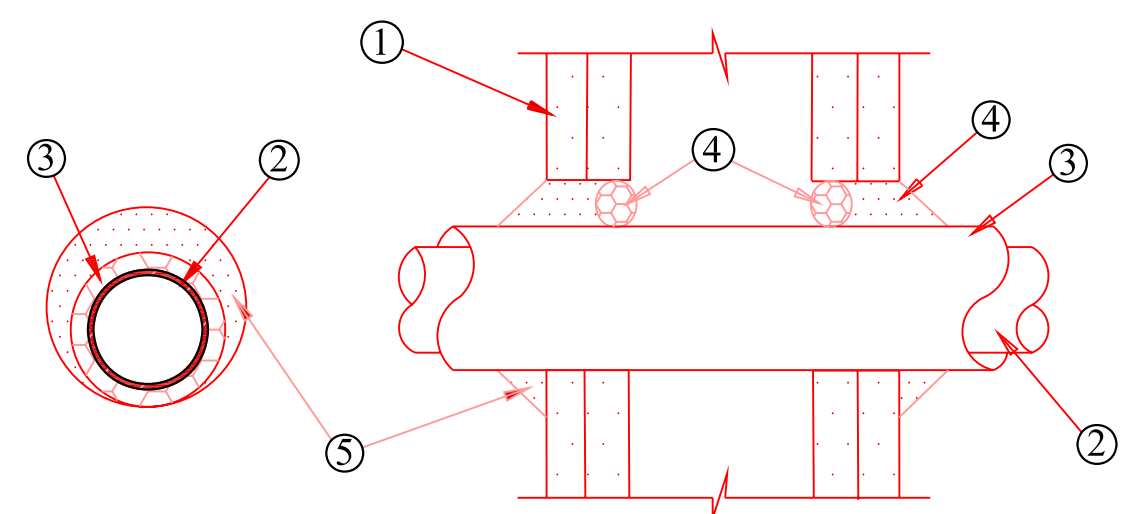


2 Hour Fire Rated Through Penetration Firestop for Insulated Metal Pipe through Gypsum Walls using TREMstop IA.

3735 Green Rd.  
Beachwood, OH, 44122  
Drawing not to scale

WL 5081

F-Rating = 2 Hr.  
T-Rating = 1/2 Hr.



- 1 Pre-Rated Gypsum Wallboard/Stud Wall Assembly
- 2 Metallic Pipe - A) Steel Pipe - Nom. 4" diam. (or smaller) Sch. 10 (or heavier) steel pipe.  
B) Iron Pipe - Nom. 4" diam. (or smaller) cast or ductile iron pipe.  
C) Copper Tubing - Nom. 4" diam. (or smaller) Type L (or heavier) copper tubing.  
D) Copper Pipe - Nom. 4" diam. (or smaller) Regular (or heavier) copper pipe.  
E) Conduit - Nom. 4" diam. (or smaller) EMT or steel conduit.
- 3 Pipe Covering - Nom. 3/4" thick (or less) AB/PVC flexible foam insulation. The annular space shall be min. 0" to max. 3/8".
- 4 Packing Material (optional) - Foam backer rod firmly placed into opening as a permanent form.
- 5 TREMstop IA - Min. 1" thickness of sealant applied within annulus flush with both sides of wall assembly. At point contact a min. 5/8" bead of sealant shall be installed at the wallboard/insulation interface. A 5/8" crown of sealant shall be formed around the penetrating item.

4 PENETRATION FIRESTOP DETAIL SCALE: N.T.S.

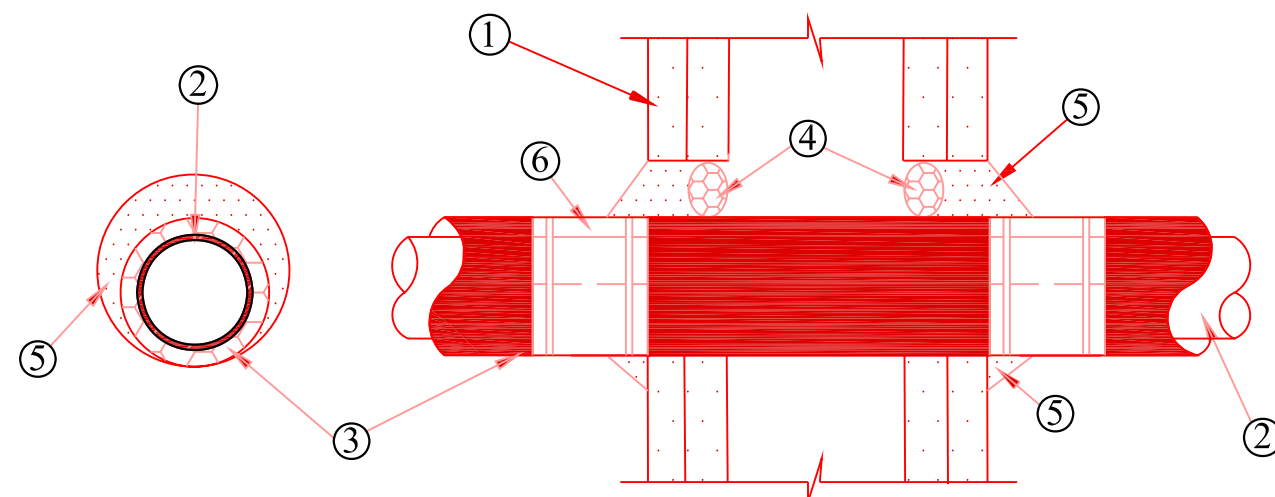


2 Hour Fire Rated Through Penetration Firestop for Insulated Metal Pipe through Gypsum Walls using TREMstop IA.

3735 Green Rd.  
Beachwood, OH, 44122  
Drawing not to scale

WL 5083

F-Rating = 2 Hr.  
T-Rating = 2 Hr.



- 1 Pre-Rated Gypsum Wallboard/Stud Wall Assembly
- 2 Metallic Pipe - A) Steel Pipe - Nom. 8" diam. (or smaller) Sch. 10 (or heavier) steel pipe.  
B) Iron Pipe - Nom. 8" diam. (or smaller) cast or ductile iron pipe.
- 3 Pipe Covering - Nom. 3" thick (or less) cellular glass insulation.  
The annular space shall be min. 0" to max. 1/2".
- 4 Packing Material (optional) - Foam backer rod firmly packed into opening as a permanent form.
- 5 TREMstop IA - Min. 1" thickness of sealant applied within the annulus, flush with both surfaces of wall assembly. At point contact a min. 5/8" bead of sealant shall be installed at wallboard/insulation interface. A 5/8" thick crown of sealant shall be formed around the penetrating item.
- 6 Metal Jacket - Min. 10" wide aluminum jacket tightly wrapped around pipe insulation, secured with hose clamp. Jacket to be abutting surface of sealant on both sides of wall.

3 PENETRATION FIRESTOP DETAIL SCALE: N.T.S.

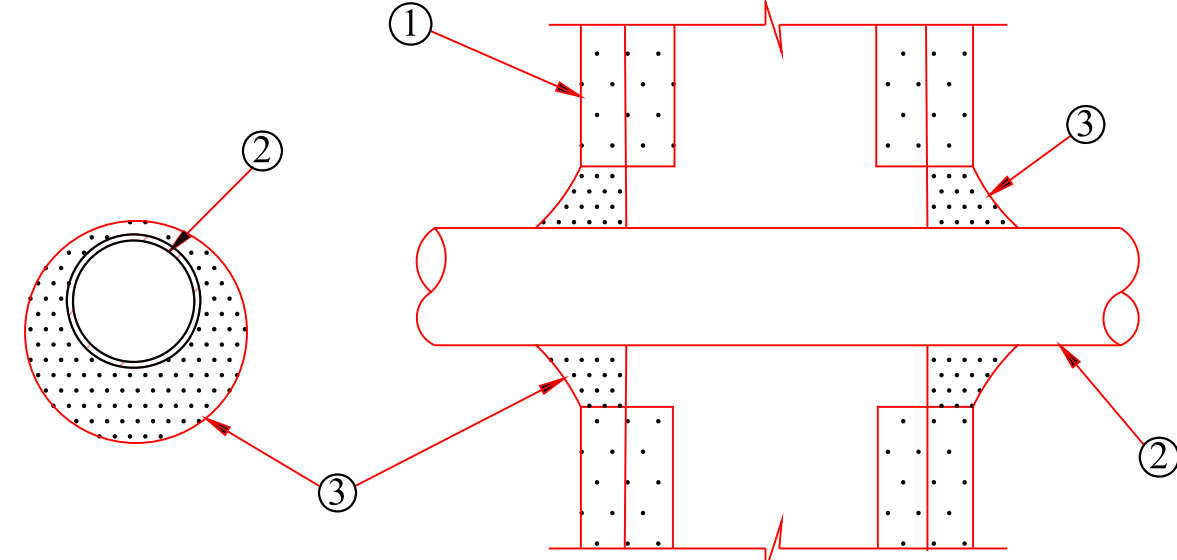


1 or 2 Hour Fire Rated Through Penetration Firestop for Single Plastic Pipe through Gypsum Walls using TREMstop IA.

3735 Green Rd.  
Beachwood, OH, 44122  
Drawing not to scale

WL 2129

F-Rating = 1 and 2 Hr.  
T-Rating = 2 Hr.



- 1 Pre-Rated Gypsum Wallboard/Stud Wall Assembly
- 2 Plastic Pipe - Nom 2" diam. (or smaller) CPVC pipe for use in closed piping systems.  
The annular space shall be min. 1/4" to max. 1-3/8" within the firestop system.
- 3 TREMstop IA - Min. 1/2" thickness of sealant applied within opening. Additional sealant to be installed such that a min. 1/4" crown is formed around the penetrating item.

2 PENETRATION FIRESTOP DETAIL SCALE: N.T.S.

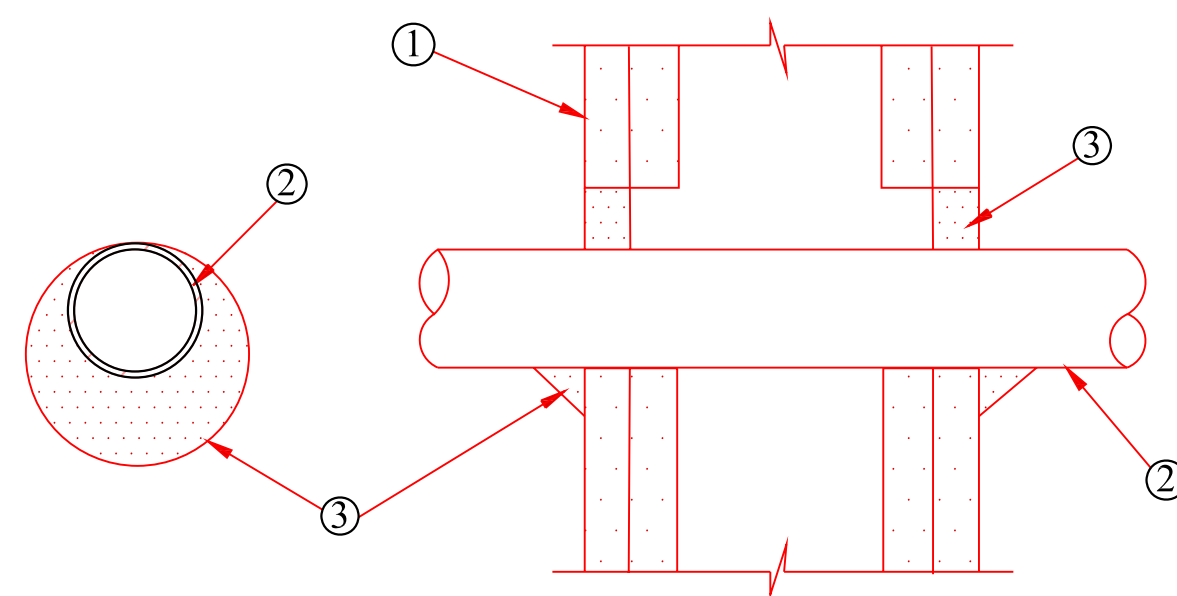


1 or 2 Hour Fire Rated Through Penetration Firestop for Single Metallic Pipe through Gypsum Walls using TREMstop IA.

3735 Green Rd.  
Beachwood, OH, 44122  
Drawing not to scale

WL 1158

F-Rating = 1 and 2 Hr.  
T-Rating = 1/4 Hr.



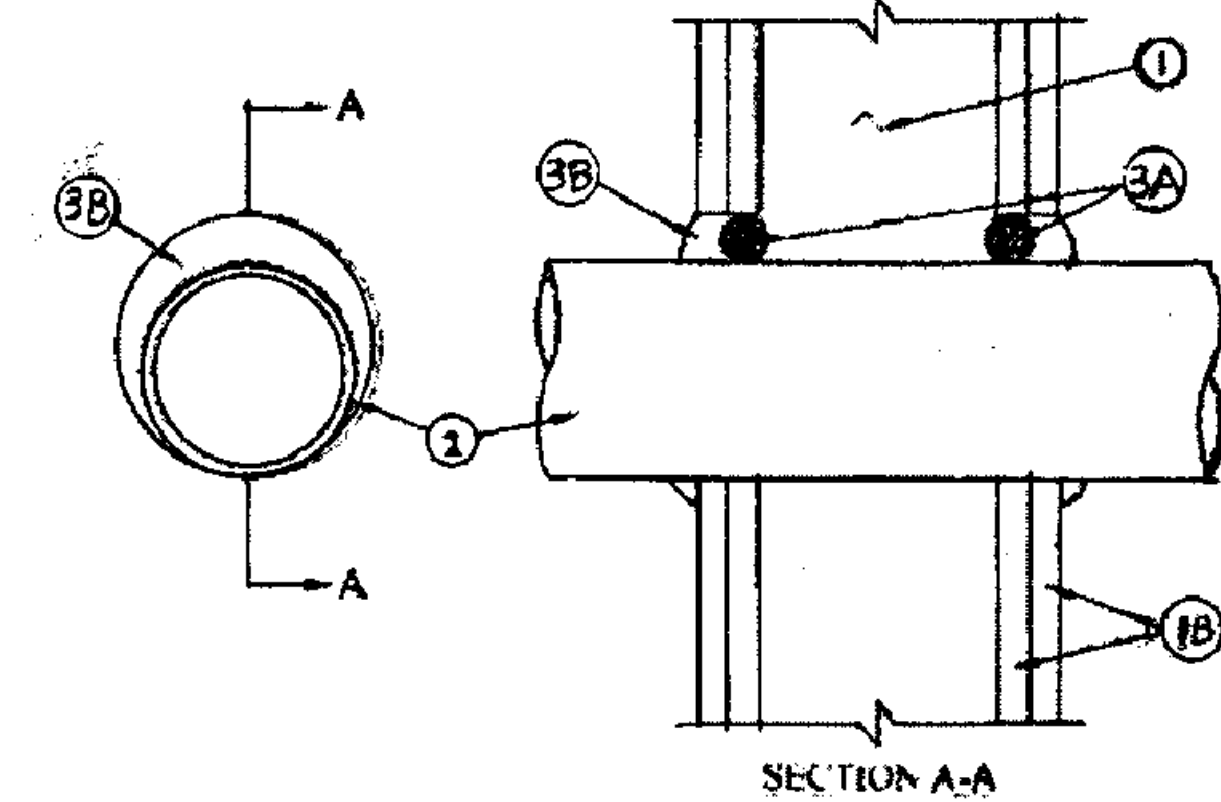
- 1 Pre-Rated Gypsum Wallboard/Stud Wall Assembly
- 2 Metallic Pipe - A) Steel Pipe - 12" diam. (or smaller) Sch. 10 (or heavier) steel pipe.  
B) Iron Pipe - 12" diam. (or smaller) cast or ductile iron pipe.  
C) Copper Tubing - 4" diam. (or smaller) Type L (or heavier) copper tubing.  
D) Copper Pipe - 4" diam. (or smaller) Regular (or heavier) copper pipe.  
The annular space shall be min. 0" to max. 1" within the firestop system.
- 3 TREMstop IA - Min. 1/2" thickness of sealant applied within opening. Min. 1/4" cant bead of sealant to be applied at point contact.

5 PENETRATION FIRESTOP DETAIL SCALE: N.T.S.



**System No. W-L-7039**

January 31, 2003  
F Rating — 1 and 2 Hr (See Item 1)  
T Rating — 0 Hr



1. Wall Assembly — The 1 or 2 hr fire-rated gypsum board/stud wall assembly shall be constructed of the materials and in the manner specified in the individual U300 or U400 Series Wall and Partition Designs in the UL Fire Resistance Directory and shall include the following construction features:

- A. Studs — Wall framing may consist of either wood studs or steel channel studs. Wood studs to consist of nom 2 by 4 in. lumber spaced 16 in. OC. Steel studs to be min 2-1/2 in. wide and spaced max 24 in. OC.
- B. Gypsum Board\* — One or two layers of nom 1/2 or 5/8 in. thick gypsum board as specified in the individual Wall and Partition Design. Max diam of opening is 5 in. Max area of rectangular opening is 81 sq. in. with max dimension of 9 in.

The hourly F Rating of the firestop system is equal to the hourly fire rating of the wall assembly in which it is installed.

2. Steel Vent Duct — Nom 4 in. diam (or smaller), or nom 8 in. by 8 in. (or smaller), No. 26 gauge (or heavier) galv steel duct. One duct to be installed within the firestop system. The annular space shall be as specified in the Table below. Duct to be rigidly supported on both sides of wall assembly.

Type of Duct	Max Duct Size	Annular Space
Round	4 in. diam	Min 0 (point contact) to max 1/2 in.
Rectangular	8 by 8 in.	Nom 1/4 in.

3. Firestop System — The firestop system shall consist of the following:
    - A. Packing Material — (Optional) — Foam backer rod firmly packed into the opening as a permanent form. Packing material to be recessed from both surfaces of wall as required to accommodate the required thickness of fill material.
    - B. Fill, Void or Cavity Material\* — (Caulk) — Min 1/2 in. thickness of fill material applied within the annulus, flush with both surfaces of wall. For round ducts, additional fill material to be installed such that a min 3/8 in. crown is formed around the penetrating item and lapping 1/2 in. beyond the periphery of the opening.
- TREMCO INC — TREMstop Intumescent Acrylic  
\*Bearing the UL Classification Mark

\*Reproduced courtesy of Underwriters Laboratories, Inc.® (UL/cUL)

1 PENETRATION FIRESTOP DETAIL SCALE: N.T.S.

**PROJECT DESIGN TEAM:**  
**ARCHITECTS**  
 ADACHE GROUP ARCHITECTS, INC.  
 550 SOUTH FEDERAL HIGHWAY  
 FT. LAUDERDALE, FLORIDA 33301  
 PH:(954) 525-8133 FAX:(954) 726-8159  
 E-MAIL: info@adache.com  
**BLOODGOOD SHARP BUSTER**  
 3816 WEST LINEBAUGH AVENUE, SUITE 212  
 TAMPA, FLORIDA 33624  
 PH:(813) 205-4928 FAX:(813) 285-4809  
 E-MAIL: sbarker@bshbdesign.com  
**CIVIL ENGINEER**  
 FLORIDA DESIGN CONSULTANTS  
 3030 STARKEY BOULEVARD  
 NEW PORT RICHEY, FLORIDA 34655  
 PH:(727) 849-7588 FAX:(727) 846-3648  
 E-MAIL: emazzu@fdcsign.com  
**M.E.P. ENGINEER**  
 WADSWORTH-ONEAL ENGINEERING  
 5616 COMMERCIAL PARK DRIVE  
 FORT MYERS, FLORIDA 33912  
 PH:(239) 454-5511 FAX:(239) 454-6401  
 E-MAIL: dcoff@wonealeng.com  
**STRUCTURAL ENGINEER**  
 O.E. OLSEN & ASSOCIATES  
 3342 TYNONE BOULEVARD NORTH  
 ST. PETERSBURG, FLORIDA 33704  
 PH:(727) 345-0397 FAX:(727) 343-3207  
 E-MAIL: dcoff@oeo-eng.com  
**LANDSCAPE ARCHITECT**  
 PHL G. GRAHAM COMPANY, P.A.  
 436 SECOND STREET NORTH  
 ST. PETERSBURG, FLORIDA 33701  
 PH:(727) 821-5225 FAX:(727) 826-1626  
 E-MAIL: hbooth@ggda.com

**OWNER:**  
 JMC COMMUNITIES  
 2201 FOURTH STREET NORTH, SUITE 200  
 ST. PETERSBURG, FLORIDA 33704  
 PH:(727) 823-0022 FAX:(727) 821-2007  
 © JMC COMMUNITIES, INC. 2005

**PROJECT:**  
**RESIDENCES AT SANDPEARL**  
 470 MANDALAY AVENUE  
 CLEARWATER BEACH, FLORIDA 33767

**SEAL:**

**ISSUED FOR: PERMIT**  
**DATE: 7/18/05**

**REVISIONS:**

No.	DATE	REMARKS

**RECORD SET - ISSUED 03/02/2009**  
 \* Disclaimer: This Record Document has been prepared based on information provided by others. Adache Group Architects has not verified the accuracy or completeness of this information and shall not be responsible for any errors or omissions that may be incorporated herein as a result.

**SHEET TITLE:**  
**FIRE PENETRATIONS DETAILS**

ALL IDEAS, DESIGNS, ARRANGEMENTS, PLANS AND SPECIFICATIONS INDICATED OR REPRESENTED BY THIS DRAWING ARE OWNED BY, AND THE PROPERTY OF ADACHE GROUP ARCHITECTS, INC. AND WERE CREATED, EVOLVED AND DEVELOPED FOR USE ON, AND IN CONNECTION WITH, THE SPECIFIED PROJECT. NONE OF THESE IDEAS, PLANS, ARRANGEMENTS, AND SPECIFICATIONS SHALL BE USED BY OR DISCLOSED TO ANY PERSON, CORPORATION OR FIRM FOR ANY PURPOSE WHATSOEVER WITHOUT THE WRITTEN PERMISSION OF ADACHE GROUP ARCHITECTS, INC. VISUAL CONTACT WITH THESE PLANS OR SPECIFICATIONS SHALL CONSTITUTE CONCLUSIVE EVIDENCE OF ACCEPTANCE OF THESE RESTRICTIONS. ALL RIGHTS RESERVED. © 2005

**DATE:** 08/21/06  
**SCALE:** 1/16" = 1'-0"  
**DRAWN BY:** SP/CE  
**CHECKED BY:** JB  
**JOB NO.:** 45.05A

**SHEET NO.:**  
**A.7.1.02**

**2 and 3 Hour Fire Rated Through Penetration Firestop for Bus Ducts through Concrete Floors and Walls using FYRE-SIL or FYRE-SIL S/L and TREMstop WS.**

**CAJ 6007**  
 F-Rating = 2 & 3 Hour  
 T-Rating = 0 & 1/2 Hour

**UL Classified Fire System**

3735 Green Rd.  
 Beachwood, OH, 44122  
 Drawing not to scale

- Pre-Rated Concrete Floor or Wall Assembly = Min. 4-1/2" thickness  
 Max. Diameter of Opening = 330 sq. in. with a max. dimension of 30".
- Busway - Nom. 2 3/4" wide (or smaller) by 4.5" deep "T" shaped aluminum enclosure.
- Packing Material - Min. 4" thickness of mineral wool insulation (min. 4.0 pcf) installed into opening as a permanent form.
- TREMstop WS - Intumescent wrap strips are installed in several pieces to cover entire perimeter and center portion of the penetrating item in two layers.

NOTE: When TREMstop WS is not installed, F-Rating = 2 Hr. and T-Rating = 0 Hr.

- FYRE-SIL or FYRE-SIL S/L - Min. 1/2" thickness of sealant applied within opening, flush with top surface of floor or both surfaces of wall assembly.
- FYRE-SIL - Min. 1/4" sealant applied at the ends of the busway over the top of the wrap strips.

**2 Hour Fire Rated Through Penetration Firestop for Single Metal Pipe through Concrete Floors or Walls using TREMstop IA.**

**CAJ 1302**  
 F-Rating = 2 Hr.  
 T-Rating = 0 Hr.

**UL Classified Fire System**

3735 Green Rd.  
 Beachwood, OH, 44122  
 Drawing not to scale

- Pre-Rated Concrete Floors or Block Walls = Min. 4-1/2" thickness.
- Metallic Pipe: A) Steel Pipe - 8" diam. (or smaller) Sch. 10 (or heavier) steel pipe.  
 B) Iron Pipe - 8" diam. (or smaller) cast or ductile iron pipe.  
 C) Conduit - 4" diam. (or smaller) EMT or steel conduit.  
 D) Copper Tubing - 4" diam. (or smaller) Type L (or heavier) copper tubing.  
 E) Copper Pipe - 4" diam. (or smaller) Regular (or heavier) copper pipe.
- Packing Material - See table below for mineral wool insulation (min. 4.0 pcf) requirements.
- TREMstop IA - See table below for minimum thickness of sealant. Apply sealant flush with top of floor surface or with both sides of the wall assembly.

Annular Space Range, in.	Min. Packing Material Thickness, in.	Min. Thickness of Sealant, in.	F-Rating Hr.
1/2 to 1-3/8	0	1	2
1 1/2 to 2-7/8	4	1/2	2
5-1/2		5	2

**2 and 4 Hour Fire Rated Through Penetration Firestop for Single Metal Pipe through Concrete Floors or Walls using FYRE-SIL.**

**CAJ 1064**  
 F-Rating = 2 and 4 Hr.  
 T-Rating = 0 Hr.

**UL Classified Fire System**

3735 Green Rd.  
 Beachwood, OH, 44122  
 Drawing not to scale

- Pre-Rated Concrete Floors or Block Walls: See Table below for min. thickness.
- Metallic Pipe: A) Steel Pipe - 4" diam. (or smaller) Sch. 10 (or heavier) steel pipe.  
 B) Iron Pipe - 4" diam. (or smaller) cast or ductile iron pipe.  
 C) Conduit - 4" diam. (or smaller) EMT or steel conduit.  
 D) Copper Tubing - 4" diam. (or smaller) Type L (or heavier) copper tubing.  
 E) Copper Pipe - 4" diam. (or smaller) Regular (or heavier) copper pipe.
- Packing Material - See Table below for the mineral wool insulation requirements.
- FYRE-SIL - Min. 1/2" thickness of sealant applied within annulus, flush with top of floor surface or with both sides of the wall assembly.

Min. Thickness of Concrete, in.	Annular Space Range, in.	Min. Packing Material Thickness, in.	Min. Packing Material Density, pcf	F-Rating Hr.
4-1/2	1/2 to 2-7/8	3-1/2	6.0	2
5-1/2	0 to 1-7/8	5	4.0	2

1/2" DEPTH 3M FIRE BARRIER 2000 SILICONE SEALANT OR 2003 SILICONE SEALANT (OR AN APPROVED EQUAL.)

CONCRETE FLOOR

MINERAL WOOL PACKING MATERIAL.

METAL PIPE

OPTIONAL 6" SCH.40 STEEL PIPE

④ PENETRATION FIRESTOP DETAIL SCALE: N.T.S.

③ PENETRATION FIRESTOP DETAIL SCALE: N.T.S.

② PENETRATION FIRESTOP DETAIL SCALE: N.T.S.

① PENETRATION FIRESTOP DETAIL SCALE: N.T.S.

**1 or 2 Hour Fire Rated Through Penetration Firestop for Multiple Cables through Gypsum Walls using TREMstop IA.**

**WL 3131**  
 F-Rating = 1 & 2 Hr.  
 T-Rating = 1/4 & 1/2 Hr.

**UL Classified Fire System**

3735 Green Rd.  
 Beachwood, OH, 44122  
 Drawing not to scale

- Pre-Rated Gypsum Wallboard/Stud Wall Assembly.  
 Max. Diameter of Opening = 3-1/2".
- Cables- A) Max. four aluminum conductor No. 2/0 AWG (or smaller) aluminum metal clad cable. Max. one cable within firestop system. Annular space shall be min. 1/4" to max 1".  
 B) Max. four aluminum conductor No. 2/0 AWG (or smaller) Type SER cable with PVC insulation. Max two cables bundled together within firestop system. Annular space shall be from min. 1/2" to max. 1-1/2".
- TREMstop IA - Nom. 1/2" thickness of sealant applied within the annulus, flush with both surfaces of wall.  
 T-Rating = 1/4 Hr. for F-Rating of 1 Hr.  
 T-Rating = 1/2 Hr. for F-Rating of 2 Hr.

**2 Hour Fire Rated Through Penetration Firestop for Insulated Metal Pipe through Concrete Floors or Walls using TREMstop IA.**

**CAJ 5120**  
 F-Rating = 2 Hour  
 T-Rating = 1-1/2 Hour

**UL Classified Fire System**

3735 Green Rd.  
 Beachwood, OH, 44122  
 Drawing not to scale

- Pre-Rated Concrete Floor or Wall Assembly = Min. 4-1/2" thickness
- Metallic Pipe: A) Steel Pipe - 8" diam. (or smaller) Sch. 10 (or heavier) steel pipe.  
 B) Iron Pipe - 8" diam. (or smaller) cast or ductile iron.
- Pipe Covering - Nom. 3" thick Cellular Glass Insulation.  
 The annular space shall be min. 0" to max. 1-3/8" within the firestop system.
- Metal Jacket - Min. 10" wide aluminum jacket tightly wrapped around pipe insulation, secured with hose clamp. Jacket to be abutting surface of sealant on top surface of floor or both surfaces of wall.
- TREMstop IA - Min. 1" thickness of sealant applied within opening, flush with top surface of floor or both surfaces of wall assembly.  
 A min. 1/2" diam. cant bead of sealant shall be applied at the insulation/concrete interface at the point contact locations.

**1 or 2 Hour Fire Rated Joints for Concrete Floors and Gypsum Walls using TREMstop Acrylic.**

**HWD 0016**  
 Movement Capabilities = 25% Compression  
 Drawing not to scale

**UL Classified Fire System**

3735 Green Rd.  
 Beachwood, OH, 44122

- A) Pre-Rated Concrete Floor: Min. 4-1/2" Thickness  
 B) Pre-Rated Gypsum Wallboard/Stud Wall Assembly  
 C) Steel Floor and Ceiling Runners - Min. 28 gauge galv. steel channels mechanically fastened to the lower surface of the floor assembly.  
 Max. Joint Width = 1".
- Packing Material - For 1 Hr F-Rating: Install Bond Breaker Tape prior to applying sealant.  
 For 2 Hr F-Rating: Install 2 layers of 7/8" diam. polyurethane backer rod.
- TREMstop Acrylic - Min. 1/2" thickness of sealant applied within opening, flush with both surfaces of the wall assembly.

1/2" DEPTH 3M FIRE BARRIER 2000 SILICONE SEALANT (OR AN APPROVED EQUAL.)

CONC./MASONRY WALL

MINERAL WOOL

METAL PIPE

OPTIONAL 6" SCH.40 STEEL PIPE

⑧ PENETRATION FIRESTOP DETAIL SCALE: N.T.S.

⑦ PENETRATION FIRESTOP DETAIL SCALE: N.T.S.

⑥ PENETRATION FIRESTOP DETAIL SCALE: N.T.S.

⑤ PENETRATION FIRESTOP DETAIL SCALE: N.T.S.

**NOT USED**

1. Wall Assembly — Min 4-1/2 in. (114 mm) thick reinforced lightweight or normal weight (100-150 pcf (1600-2400 kg/cu meter)) structural concrete. Wall may also be constructed of any UL Classified Concrete Block.\*

2. Floor Assembly — Min 4-1/2 in. (114 mm) thick reinforced lightweight or normal weight (100-150 pcf (1600-2400 kg/cu meter)) structural concrete.

3. Joint System — Max width of joint (at time of installation of joint system) is 1 in. (25 mm). The joint system is designed to accommodate a max 8 percent compression or extension from it's installed width. The joint system shall consist of the following:

A. Packing Material — Nom 1-1/2 in. (38 mm) diam polyethylene backer rod compressed and firmly packed as a permanent form. Packing material to be recessed from top surface of floor to accommodate the required thickness of forming and fill materials.

B. Forming Material\* — Min 6 pcf (96 kg/cu meter) ceramic blanket insulation installed in joint as a permanent form. Section 6 in. wide folded in half and packed into joint with min 50 percent compression. Forming material shall be recessed from top surface of floor as required to accommodate the required thickness of fill material.

C. Fill, Void or Cavity Material\* — Min 1/4 in. (6 mm) thickness of fill material applied within the joint, flush with top surface of floor.

TREMCO INC — Fyre-Sil

\*Bearing the UL Classification Mark

NOTE:  
 ALTERNATIVE 3M FIRE CAULKING AND FIREPROOFING BY CONTRACTOR OK WITH APPROVAL FROM ARCHITECT.

**NOT USED**

2 Hour Fire Rated Joints in Concrete Floor/Glass Curtain Wall Perimeter Joints using TREMstop Acrylic-SP.

F-Rating = 2 Hr. T-Rating = 1/2 Hr.  
 Rated for +/- 15% movement

**TREMCO**  
 3735 Green Rd.  
 Beachwood, OH, 44122  
 Drawing not to scale

- Pre-Rated Concrete Floors: Min. 4-1/2" Thickness  
 Max. Joint Width = 6".
- Pre-Rated Curtain Wall Assembly: A) Mounting Attachment (Not Shown) - Attachment of the curtain wall framing shall be in accordance with curtain wall manufacturer's instructions.  
 B) Aluminum Framing - Aluminum tubing mullions and transoms  
 C) Glass Panels - Min. 1/4" thick HS glass with a max width of 54" and a height of 66-1/2".  
 D) Impaling Pins - Min. 4-1/2", 12 GA steel pin to be used with insulation. Attached to a Nom. 2" by 2" galvanized sheet steel plate, a nom. 2" by 2" by 2" long angle, or directly attached to steel panel using a stud gsm.
- Curtain Wall Insulation - Mineral Wool Insulation fitted tightly between vertical framing members secured with clips, impaling pins, or friction fitted. Horizontal seams in insulation are to be min. 6" from top surface of joint treatment.  
 F) Framing Covers - Strips made of min. 1" thick by 4" wide, 8 pcf mineral wool batt insulation secured to members with impaling pins and clips spaced 12" o.c.

Packing Material - Min. 4" thickness mineral wool insulation (min. 4.0 pcf) compressed 50% and firmly packed into opening as a permanent form.

TREMstop Acrylic-SP - Min. 1/16" dry thickness of sealant applied within opening, extending a min. 1/2" onto floor and wall surfaces.

Omega Point Laboratories Design No. CEJ 204P  
 SCALE: N.T.S.

**NOT USED**

2 Hour Fire Rated Through Penetration Firestop for Insulated Metal Pipe through Concrete Floors or Walls using TREMstop IA.

**CAJ 5120**  
 F-Rating = 2 Hour  
 T-Rating = 1-1/2 Hour

**UL Classified Fire System**

3735 Green Rd.  
 Beachwood, OH, 44122  
 Drawing not to scale

- Pre-Rated Concrete Floor or Wall Assembly = Min. 4-1/2" thickness
- Metallic Pipe: A) Steel Pipe - 8" diam. (or smaller) Sch. 10 (or heavier) steel pipe.  
 B) Iron Pipe - 8" diam. (or smaller) cast or ductile iron.
- Pipe Covering - Nom. 3" thick Cellular Glass Insulation.  
 The annular space shall be min. 0" to max. 1-3/8" within the firestop system.
- Metal Jacket - Min. 10" wide aluminum jacket tightly wrapped around pipe insulation, secured with hose clamp. Jacket to be abutting surface of sealant on top surface of floor or both surfaces of wall.
- TREMstop IA - Min. 1" thickness of sealant applied within opening, flush with top surface of floor or both surfaces of wall assembly.  
 A min. 1/2" diam. cant bead of sealant shall be applied at the insulation/concrete interface at the point contact locations.

**NOT USED**

1/2" DEPTH 3M FIRE BARRIER 2000 SILICONE SEALANT (OR AN APPROVED EQUAL.)

CONC./MASONRY WALL

MINERAL WOOL

METAL PIPE

OPTIONAL 6" SCH.40 STEEL PIPE

⑪ SLAB TO PRECAST PANEL FIRESTOP DETAIL

⑩ SLAB TO CURTAINWALL FIRESTOP DETAIL

⑨ NOT USED

**PROJECT DESIGN TEAM:**

**ARCHITECTS**  
 ADACHE GROUP ARCHITECTS, INC.  
 550 SOUTH FEDERAL HIGHWAY  
 FT. LAUDERDALE, FLORIDA 33301  
 PH:(954) 525-1333 FAX:(954) 726-9159  
 E-MAIL: info@adache.com

**BLOODGOOD SHARP BUSTER**  
 3816 WEST LINEBAUGH AVENUE, SUITE 212  
 TAMPA, FLORIDA 33624  
 PH:(813) 285-4028 FAX:(813) 285-4809  
 E-MAIL: ebarker@bsdbdesign.com

**CIVIL ENGINEER**  
 FLORIDA DESIGN CONSULTANTS  
 5000 STARKEY BOULEVARD  
 NEW PORT RICHEY, FLORIDA 33801  
 PH:(727) 849-7588 FAX:(727) 848-3648  
 E-MAIL: emazur@fdesign.com

**M.E.P. ENGINEER**  
 WADSWORTH-ONEAL ENGINEERING  
 6816 COMMERCE PARK DRIVE  
 FORT MYERS, FLORIDA 33912  
 PH:(239) 454-5511 FAX:(239) 454-5401  
 E-MAIL: don@wadswortheng.com

**STRUCTURAL ENGINEER**  
 O.E. OLSEN & ASSOCIATES  
 3342 TYNONE BOULEVARD NORTH  
 ST. PETERSBURG, FLORIDA 33710  
 PH:(727) 345-0397 FAX:(727) 343-3207  
 E-MAIL: doelf@oeo-eng.com

**LANDSCAPE ARCHITECT**  
 PHIL GRAHAM COMPANY, P.A.  
 436 SECOND STREET NORTH  
 ST. PETERSBURG, FLORIDA 33704  
 PH:(727) 851-5225 FAX:(727) 856-1826  
 E-MAIL: phil@pgca.com

**OWNER:**  
 JMC COMMUNITIES  
 2201 FOURTH STREET NORTH, SUITE 200  
 ST. PETERSBURG, FLORIDA 33704  
 PH:(727) 823-0022 FAX:(727) 821-2007  
 © JMC COMMUNITIES, INC. 2005

**PROJECT:**

**RESIDENCES AT SANDPEARL**

470 MANDALAY AVENUE  
 CLEARWATER BEACH, FLORIDA 33767

**SEAL:**

**ISSUED FOR: PERMIT**

**DATE: 7/18/05**

**REVISIONS:**

No.	DATE	REMARKS

**RECORD SET - ISSUED 03/02/2009**

\* Disclaimer: This Record Document has been prepared based on information provided by others. Adache Group Architects has not verified the accuracy or completeness of this information and shall not be responsible for any errors or omissions that may be incorporated herein as a result.

**SHEET TITLE:**

**FIRE PENETRATIONS DETAILS**

ALL IDEAS, DESIGNS, ARRANGEMENTS, PLANS AND SPECIFICATIONS INDICATED OR REPRESENTED BY THIS DRAWING ARE OWNED BY, AND THE PROPERTY OF ADACHE GROUP ARCHITECTS, INC. AND WERE CREATED, EVOLVED AND DEVELOPED FOR USE ON, AND IN CONNECTION WITH, THE SPECIFIED PROJECT. NONE OF THESE IDEAS, PLANS, ARRANGEMENTS, AND SPECIFICATIONS SHALL BE USED BY OR DISCLOSED TO ANY PERSON, CORPORATION OR FIRM FOR ANY PURPOSE WHATSOEVER WITHOUT THE WRITTEN PERMISSION OF ADACHE GROUP ARCHITECTS, INC. VISUAL CONTACT WITH THESE PLANS OR SPECIFICATIONS SHALL CONSTITUTE CONCLUSIVE EVIDENCE OF ACCEPTANCE OF THESE RESTRICTIONS. ALL RIGHTS RESERVED. © 2005

**DATE:** 08/21/06

**SCALE:** 1/16" = 1'-0"

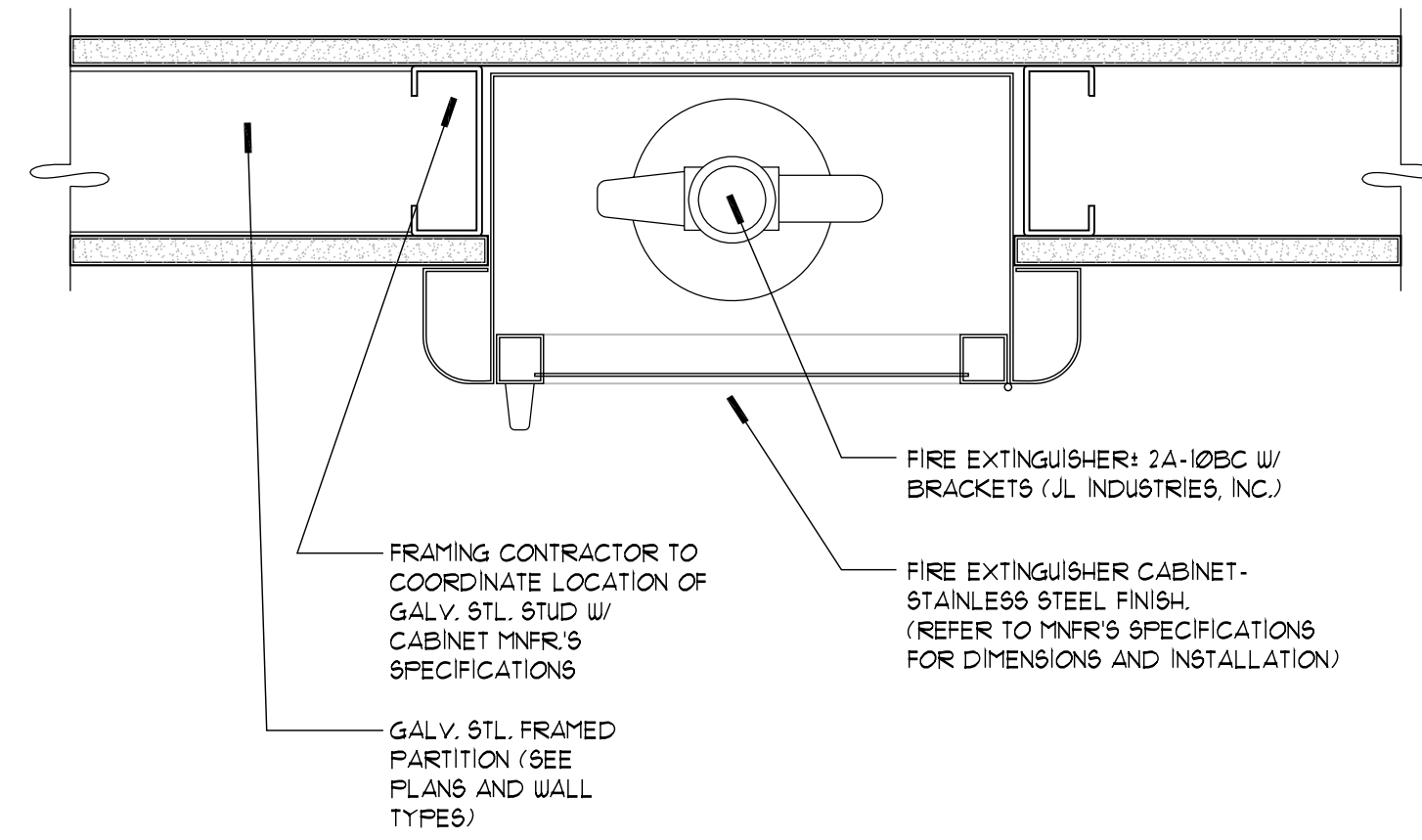
**DRAWN BY:** SP/CE

**CHECKED BY:** JB

**JOB NO.:** 45.05A

**SHEET NO.:**

**A.7.1.03**



NOT USED

NOT USED

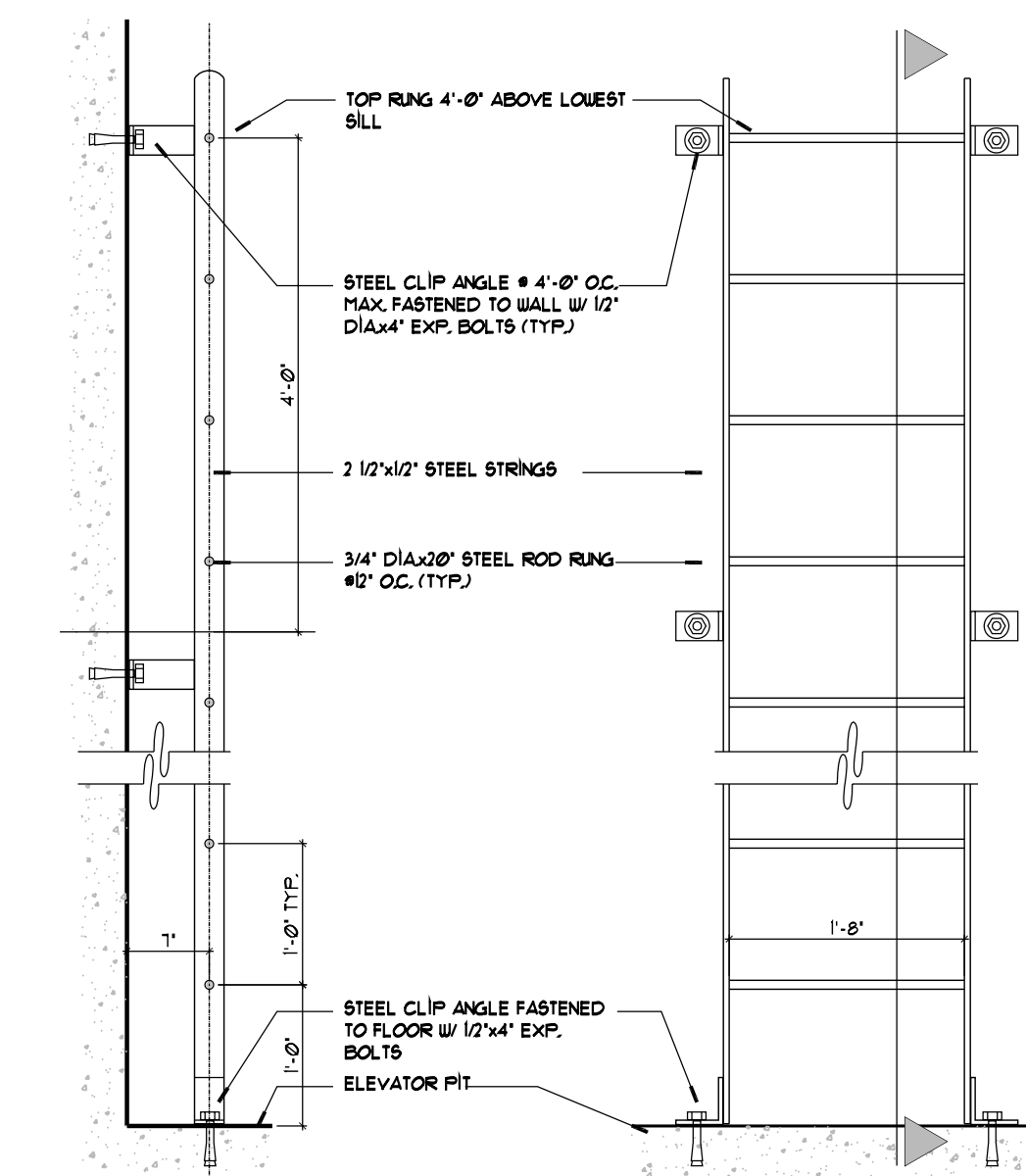
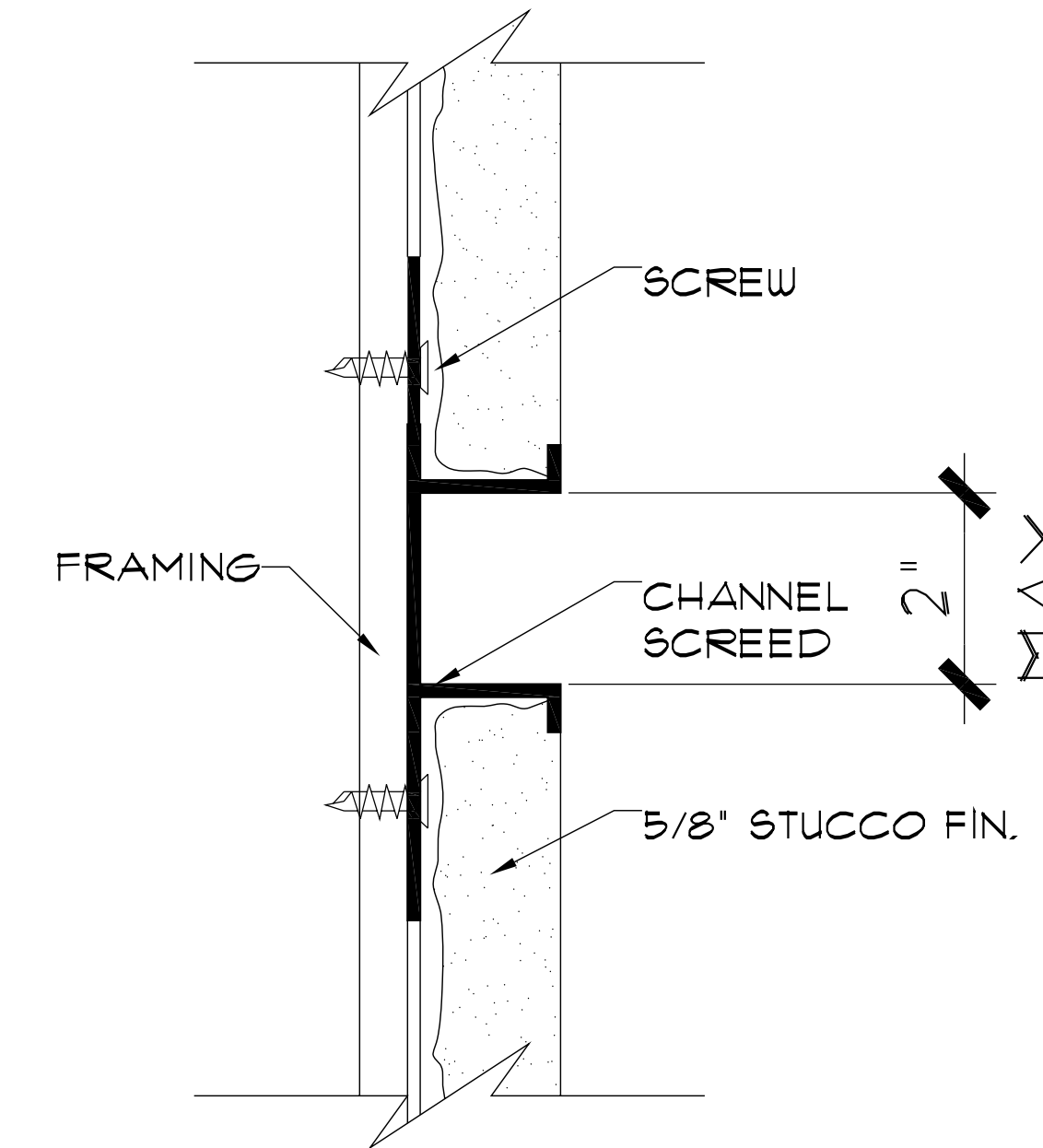
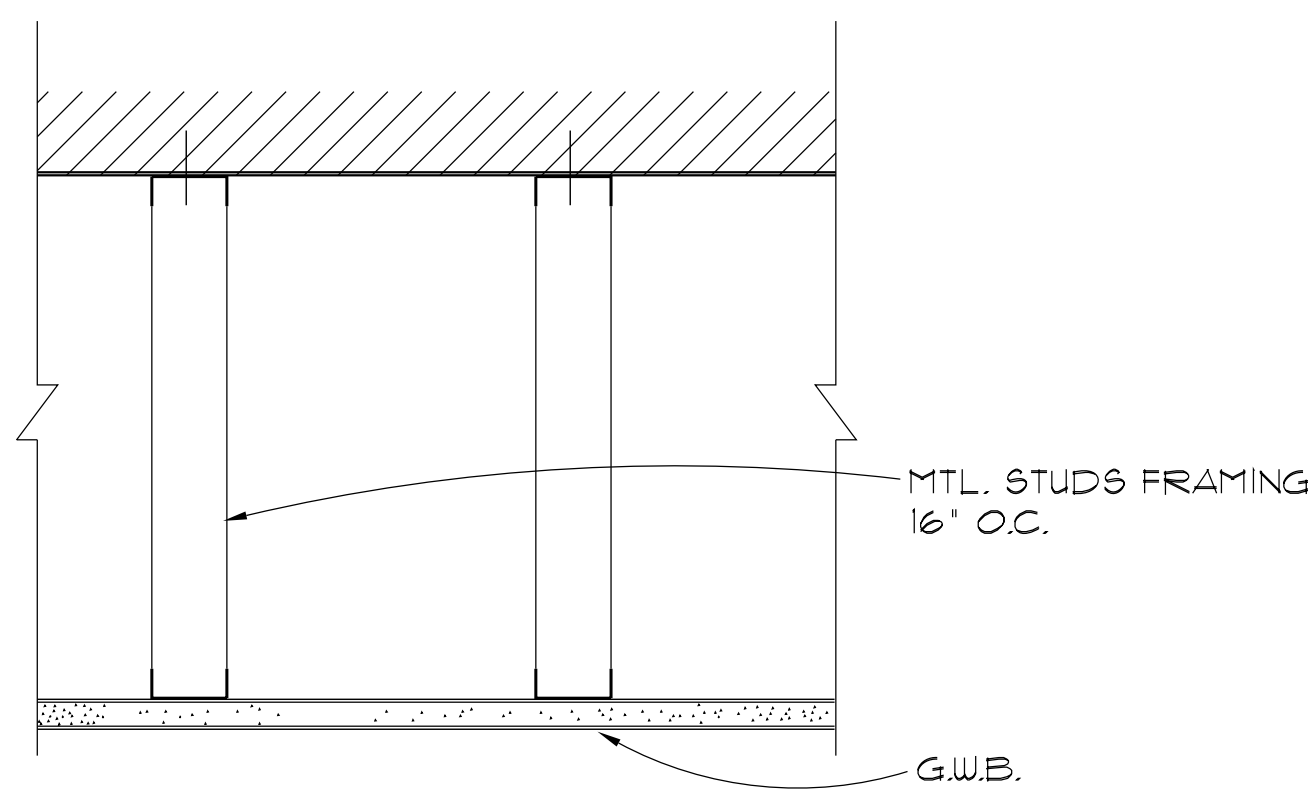
NOT USED

4 F.E.C. @ STUD WALL DETAIL  
3' x 1'-0"

3 F.E.C. @ CMU WALL DETAIL  
3' x 1'-0"

2 CORNER GUARD DETAIL  
1 1/2' x 1'-0"

1 CONC. COL. CORNER GUARD DETAIL  
3' x 1'-0"

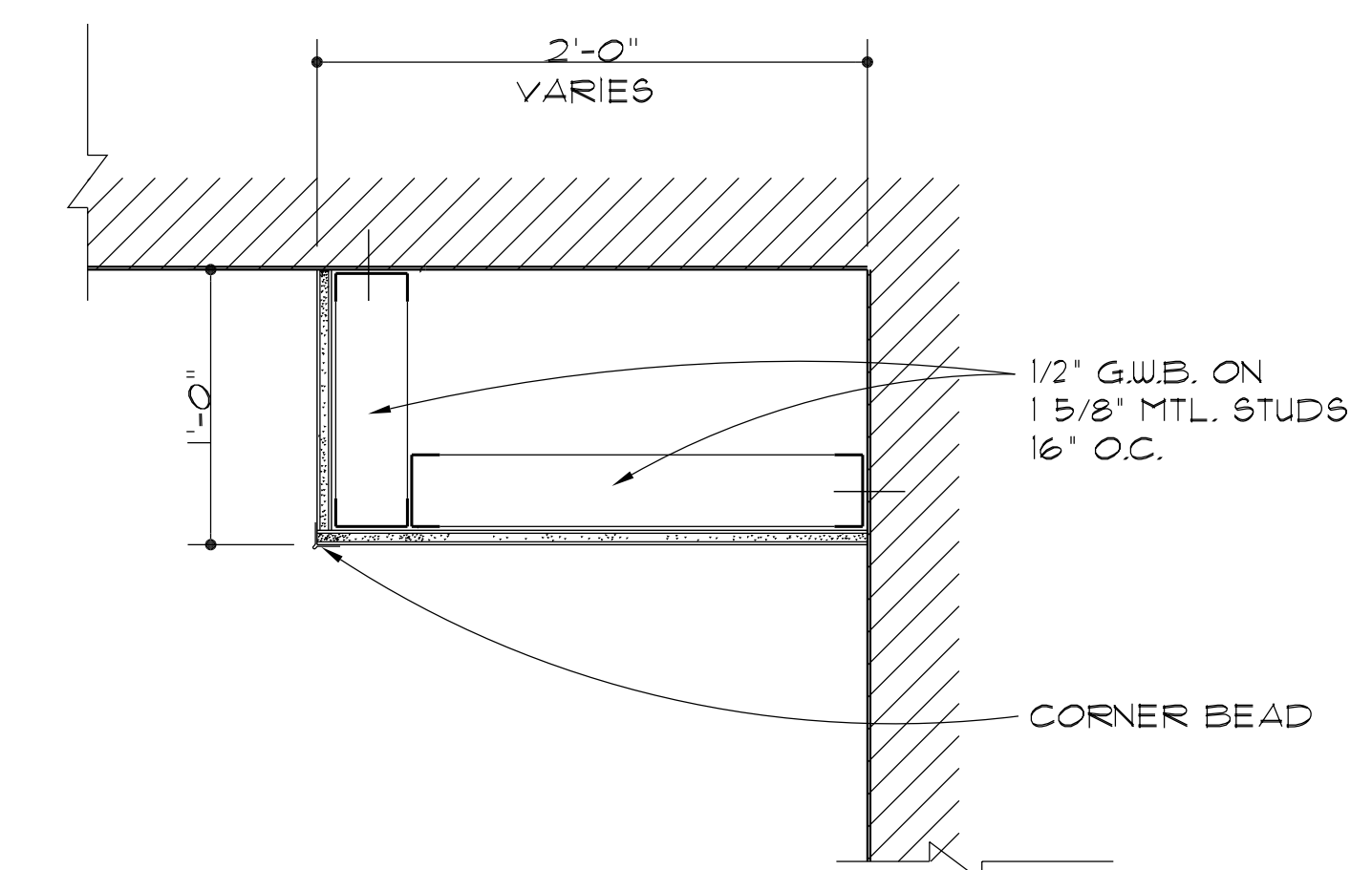


8 TYP. SUSP. G.W.B.  
1 1/2' x 1'-0"

7 NOT USED  
1 1/2' x 1'-0"

6 VINYL REGLET DETAIL  
N.T.S.

5 SHIP/PIT LADDER DETAIL  
3/4' x 1'-0"



9 TYP. SOFFIT  
1 1/2' x 1'-0"

PROJECT DESIGN TEAM:

**ARCHITECTS**  
ADACHE GROUP ARCHITECTS, INC.  
550 SOUTH FEDERAL HIGHWAY  
FT. LAUDERDALE, FLORIDA 33301  
PH: (954) 525-8133 FAX: (954) 728-8159  
E-MAIL: info@adache.com

**BLOODGOOD SHARP BUSTER**  
3816 WEST LINEBAUGH AVENUE, SUITE 212  
TAMPA, FLORIDA 33604  
PH: (813) 205-4828 FAX: (813) 285-4809  
E-MAIL: sbarker@bssbdesign.com

**CIVIL ENGINEER**  
FLORIDA DESIGN CONSULTANTS  
3030 STARKEY BOULEVARD  
NEW PORT RICHEY, FLORIDA 34655  
PH: (727) 849-7588 FAX: (727) 846-3648  
E-MAIL: emazzu@fdesign.com

**M.E.P. ENGINEER**  
WADSWORTH-ONEAL ENGINEERING  
6416 COMMERCIAL PARK DRIVE  
FORT MYERS, FLORIDA 33912  
PH: (239) 454-5511 FAX: (239) 454-5401  
E-MAIL: don@wadsworth-eng.com

**STRUCTURAL ENGINEER**  
O.E. OLSEN & ASSOCIATES  
3342 TYRONE BOULEVARD NORTH  
ST. PETERSBURG, FLORIDA 33710  
PH: (727) 345-9397 FAX: (727) 343-3207  
E-MAIL: doelf@oeeo-eng.com

**LANDSCAPE ARCHITECT**  
PHIL GRAHAM COMPANY, P.A.  
436 SECOND STREET NORTH  
ST. PETERSBURG, FLORIDA 33701  
PH: (727) 821-5225 FAX: (727) 826-1626  
E-MAIL: hbooth@pgca.com

OWNER:

JMC COMMUNITIES  
2201 FOURTH STREET NORTH, SUITE 200  
ST. PETERSBURG, FLORIDA 33704  
PH: (727) 823-0022 FAX: (727) 821-2007

© JMC COMMUNITIES, INC. 2005

PROJECT:

**RESIDENCES AT SANDPEARL**

470 MANDALAY AVENUE  
CLEARWATER BEACH, FLORIDA 33767

SEAL:

ISSUED FOR: PERMIT

DATE: 7/18/05

REVISIONS:

No.	DATE	REMARKS
-	-	-
-	-	-
-	-	-
-	-	-
-	-	-
-	-	-
-	-	-
-	-	-
-	-	-
-	-	-
-	-	-

RECORD SET - ISSUED 03/02/2009

\* Disclaimer: This Record Document has been prepared based on information provided by others. Adache Group Architects has not verified the accuracy or completeness of this information and shall not be responsible for any errors or omissions that may be incorporated hereinto as a result.

SHEET TITLE:

DETAILS

ALL IDEAS, DESIGNS, ARRANGEMENTS, PLANS AND SPECIFICATIONS INDICATED OR REPRESENTED BY THIS DRAWING ARE OWNED BY, AND THE PROPERTY OF ADACHE GROUP ARCHITECTS, INC. AND WERE CREATED, EVOLVED AND DEVELOPED FOR USE ON, AND IN CONNECTION WITH, THE SPECIFIED PROJECT. NONE OF THESE IDEAS, PLANS, ARRANGEMENTS, AND SPECIFICATIONS SHALL BE USED BY OR DISCLOSED TO ANY PERSON, CORPORATION OR FIRM FOR ANY PURPOSE WHATSOEVER WITHOUT THE WRITTEN PERMISSION OF ADACHE GROUP ARCHITECTS, INC. VISUAL CONTACT WITH THESE PLANS OR SPECIFICATIONS SHALL CONSTITUTE CONCLUSIVE EVIDENCE OF ACCEPTANCE OF THESE RESTRICTIONS. ALL RIGHTS RESERVED. © 2005

DATE: 08/21/06

SCALE: 1 1/2" = 1'-0"

DRAWN BY: SP

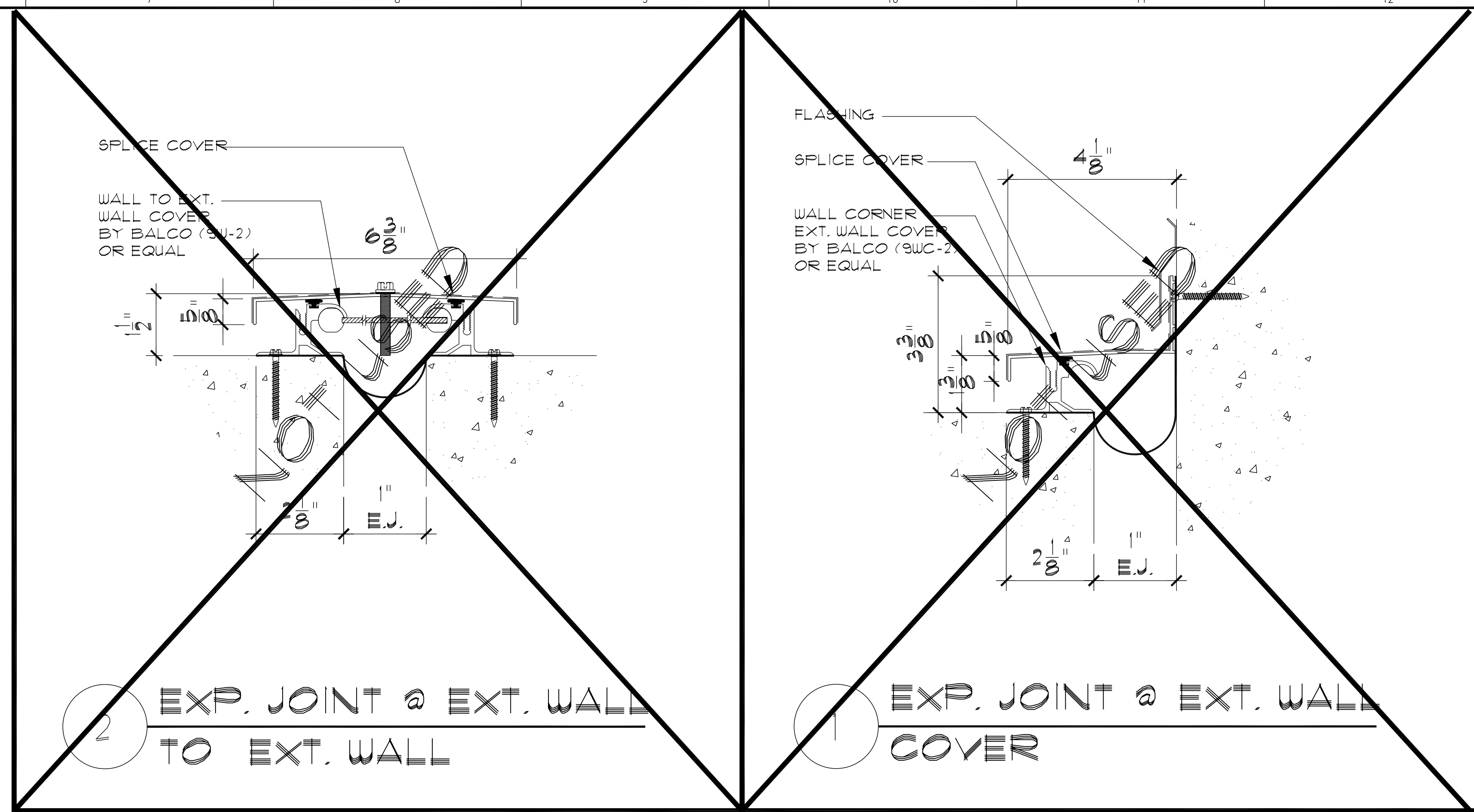
CHECKED BY: JB

JOB NO.: 45.05A

SHEET NO.:

**A.7.1.04**





2 EXP. JOINT @ EXT. WALL TO EXT. WALL

1 EXP. JOINT @ EXT. WALL COVER

**PROJECT DESIGN TEAM:**  
**ARCHITECTS**  
 ADACHE GROUP ARCHITECTS, INC.  
 550 SOUTH FEDERAL HIGHWAY  
 FT. LAUDERDALE, FLORIDA 33301  
 PH:(954) 525-8133 FAX:(954) 729-8159  
 E-MAIL: info@adache.com  
**BLOODGOOD SHARP BUSTER**  
 3816 WEST LINEBAUGH AVENUE, SUITE 212  
 TAMPA, FLORIDA 33624  
 PH:(813) 285-4808 FAX:(813) 285-4809  
 E-MAIL: sbarker@bbsdesign.com  
**CIVIL ENGINEER**  
 FLORIDA DESIGN CONSULTANTS  
 5030 STARKEY BOULEVARD  
 NEW PORT RICHEY, FLORIDA 34655  
 PH:(727) 849-7588 FAX:(727) 848-3648  
 E-MAIL: emaxzur@fdesign.com  
**M.E.P. ENGINEER**  
 WADSWORTH-ONEAL ENGINEERING  
 6416 COMMERCIAL PARK DRIVE  
 FORT MYERS, FLORIDA 33912  
 PH:(239) 454-5611 FAX:(239) 454-6401  
 E-MAIL: don@wadsworth-eng.com  
**STRUCTURAL ENGINEER**  
 O.E. OLSEN & ASSOCIATES  
 3342 TYRONE BOULEVARD NORTH  
 ST. PETERSBURG, FLORIDA 33710  
 PH:(727) 345-9397 FAX:(727) 343-3207  
 E-MAIL: dwoelf@oeeo-eng.com  
**LANDSCAPE ARCHITECT**  
 PHIL GRAHAM COMPANY, P.A.  
 436 SECOND STREET NORTH  
 ST. PETERSBURG, FLORIDA 33701  
 PH:(727) 821-5225 FAX:(727) 826-1626  
 E-MAIL: hbooth@pgda.com

**OWNER:**  
 JMC COMMUNITIES  
 2201 FOURTH STREET NORTH, SUITE 200  
 ST. PETERSBURG, FLORIDA 33704  
 PH:(727) 823-0022 FAX:(727) 821-2007  
 © JMC COMMUNITIES, INC. 2005

**PROJECT:**  
**RESIDENCES AT SANDPEARL**  
 470 MANDALAY AVENUE  
 CLEARWATER BEACH, FLORIDA 33767

**SEAL:**

**ISSUED FOR: PERMIT**  
**DATE: 7/18/05**

**REVISIONS:**

No.	DATE	REMARKS
-	-	-

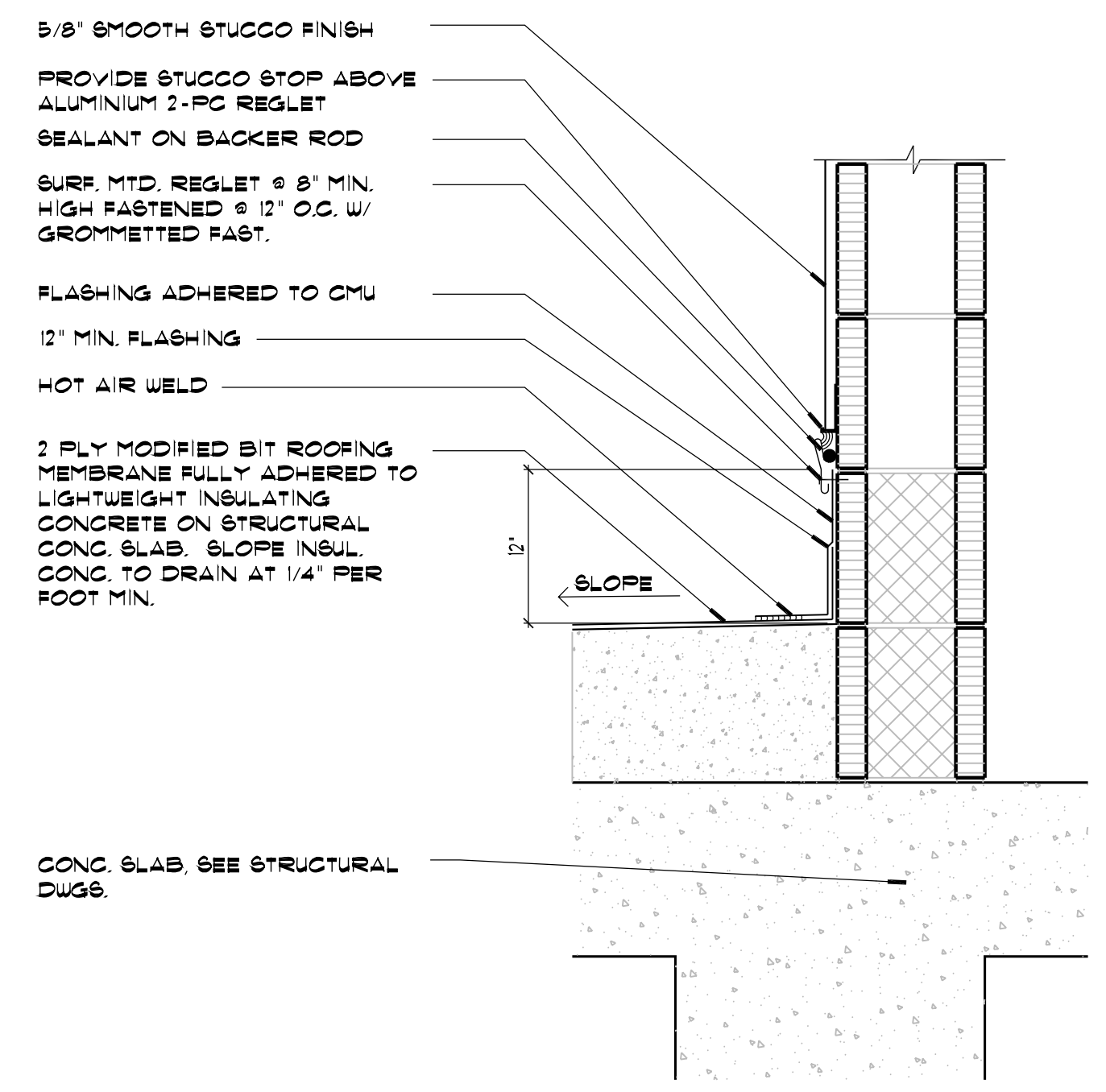
**RECORD SET - ISSUED 03/02/2009**  
 \* Disclaimer: This Record Document has been prepared based on information provided by others. Adache Group Architects has not verified the accuracy or completeness of this information and shall not be responsible for any errors or omissions that may be incorporated herein as a result.

**SHEET TITLE:**  
**EXPANSION JOINT DETAILS**

ALL IDEAS, DESIGNS, ARRANGEMENTS, PLANS AND SPECIFICATIONS INDICATED OR REPRESENTED BY THIS DRAWING ARE OWNED BY, AND THE PROPERTY OF ADACHE GROUP ARCHITECTS, INC. AND WERE CREATED, EVOLVED AND DEVELOPED FOR USE ON, AND IN CONNECTION WITH, THE SPECIFIED PROJECT. NONE OF THESE IDEAS, PLANS, ARRANGEMENTS, AND SPECIFICATIONS SHALL BE USED BY OR DISCLOSED TO ANY PERSON, CORPORATION OR FIRM FOR ANY PURPOSE WHATSOEVER WITHOUT THE WRITTEN PERMISSION OF ADACHE GROUP ARCHITECTS, INC. VISUAL CONTACT WITH THESE PLANS OR SPECIFICATIONS SHALL CONSTITUTE CONCLUSIVE EVIDENCE OF ACCEPTANCE OF THESE RESTRICTIONS. ALL RIGHTS RESERVED. © 2005

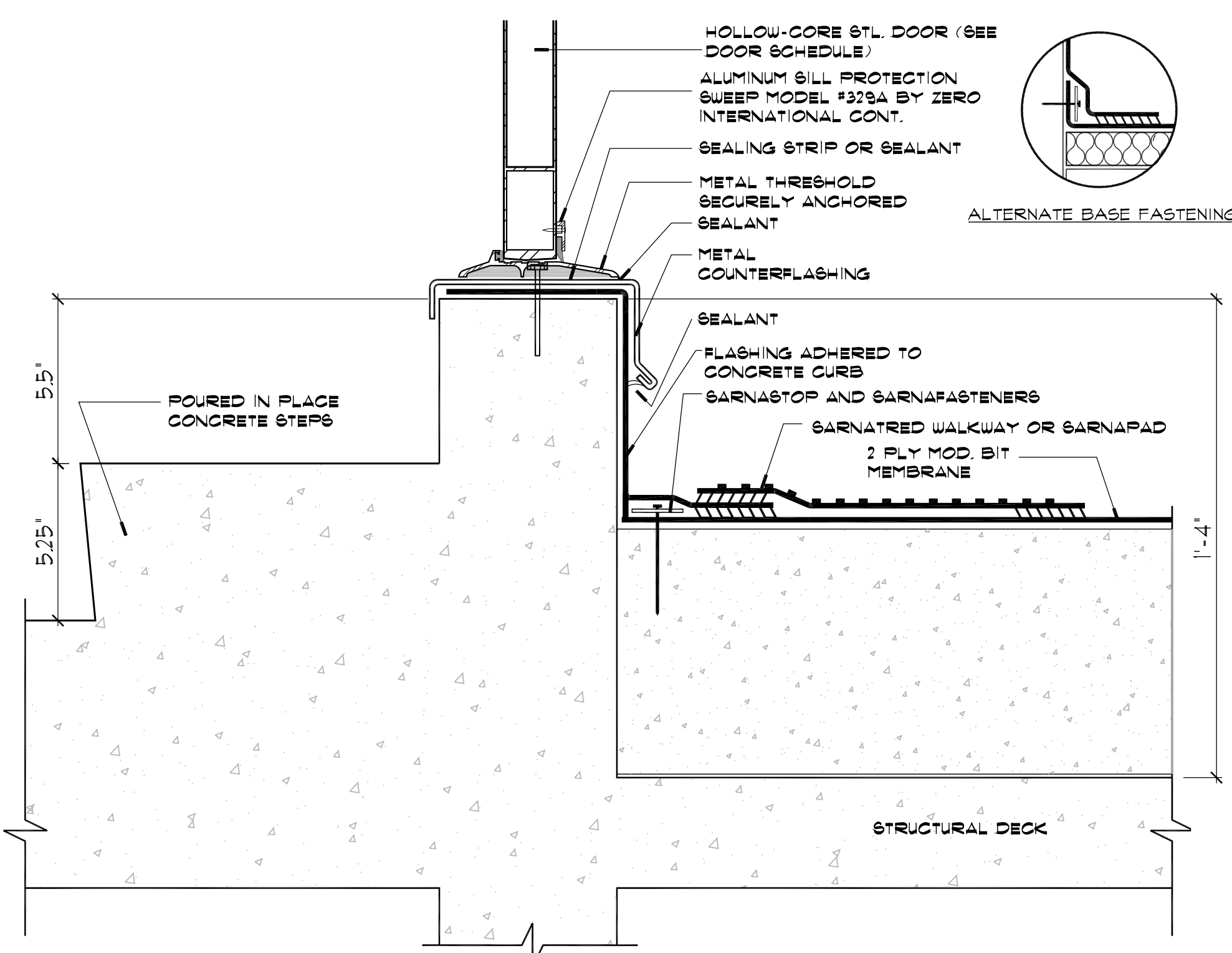
**DATE:** 08/21/06  
**SCALE:** 1 1/2" = 1'-0"  
**DRAWN BY:** SP  
**CHECKED BY:** JB  
**JOB NO.:** 45.05A

**SHEET NO.:**  
**A.7.1.05**



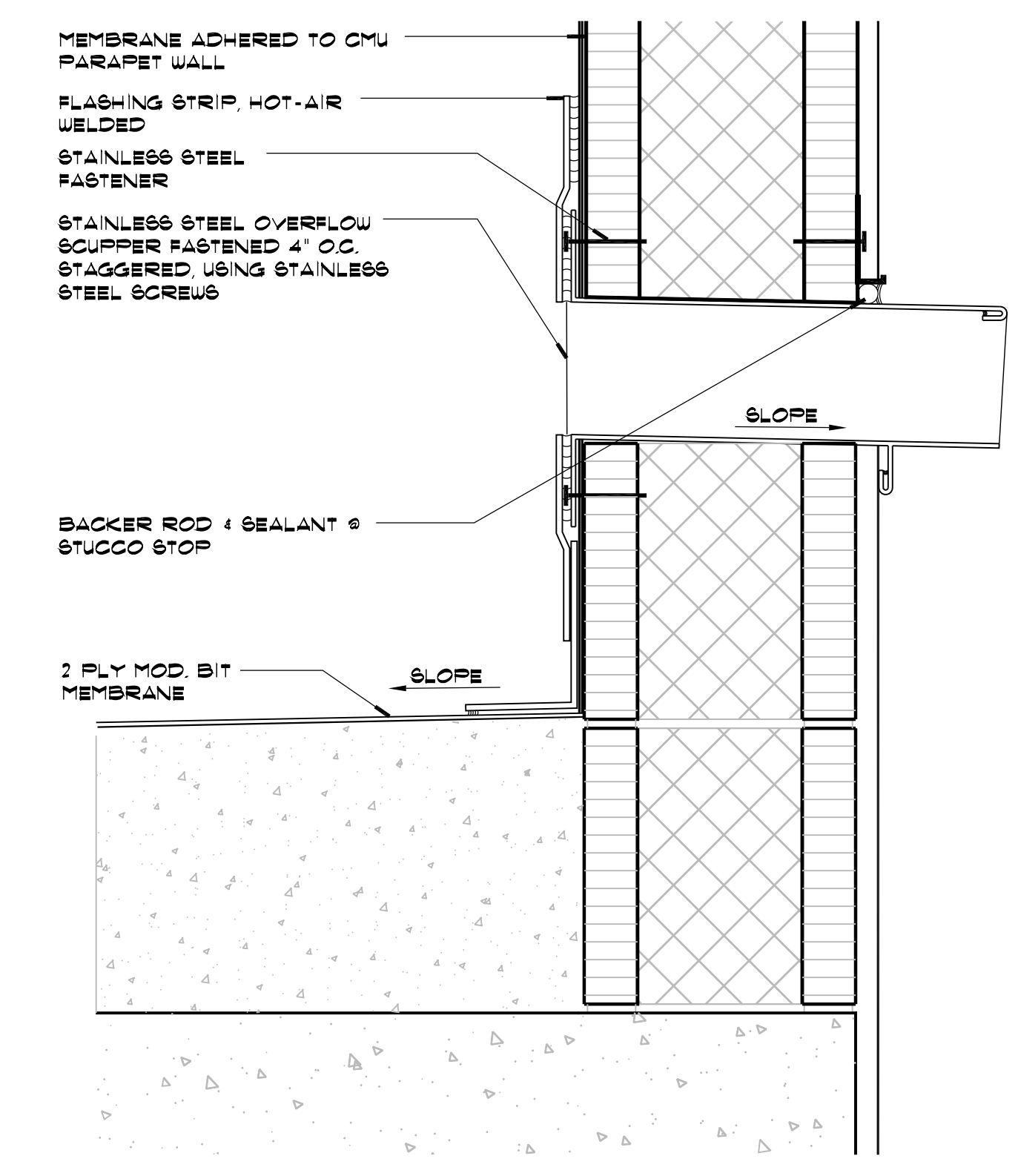
4 ROOFING @ BLDG. WALL  
 1 1/2" = 1'-0"

DETAIL  
 NOT USED



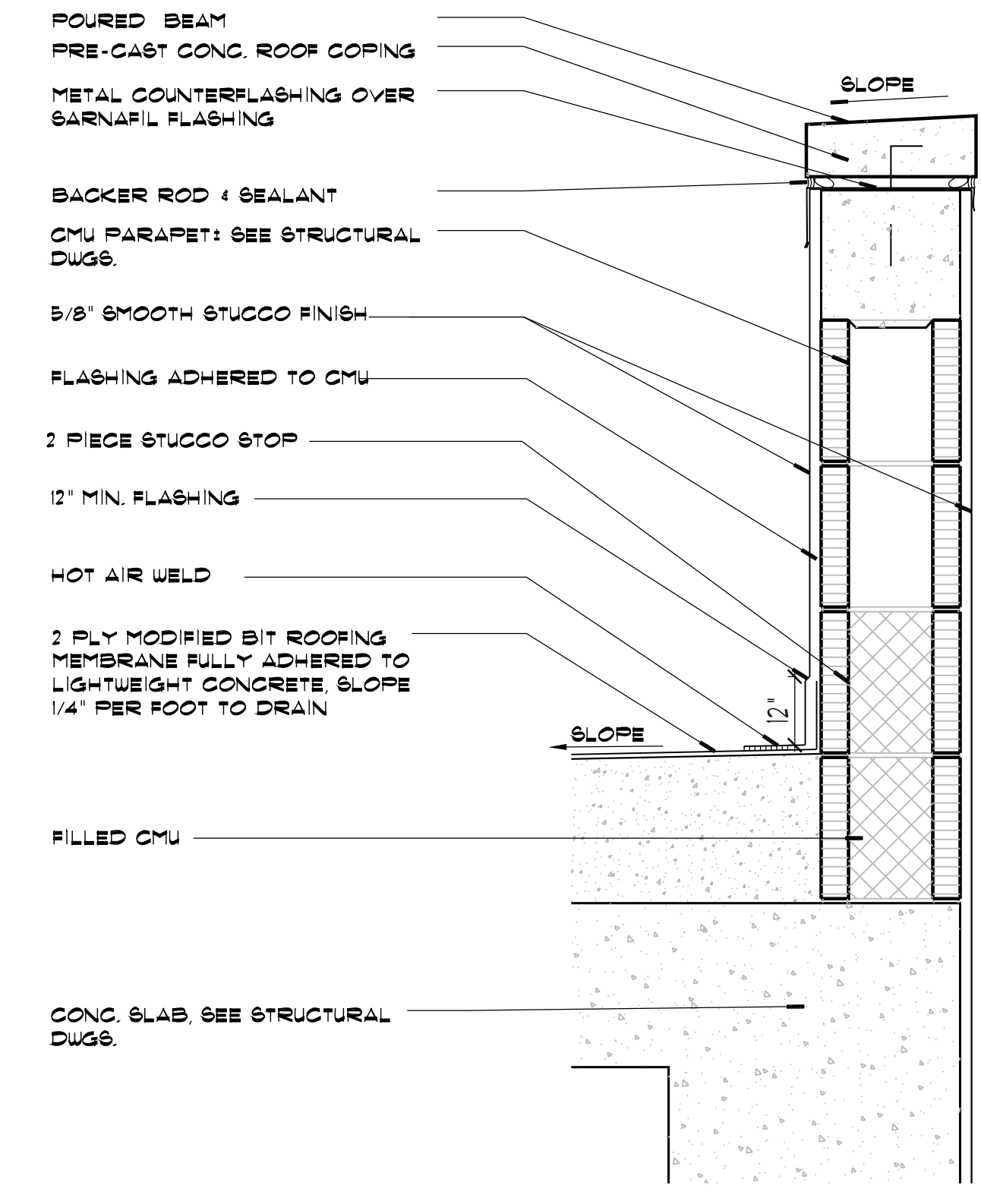
3 FLASHING AT THRESHOLD  
 3" = 1'-0"

DETAIL  
 NOT USED



2 ROOFING @ THRU-WALL SCUPPER  
 3" = 1'-0"

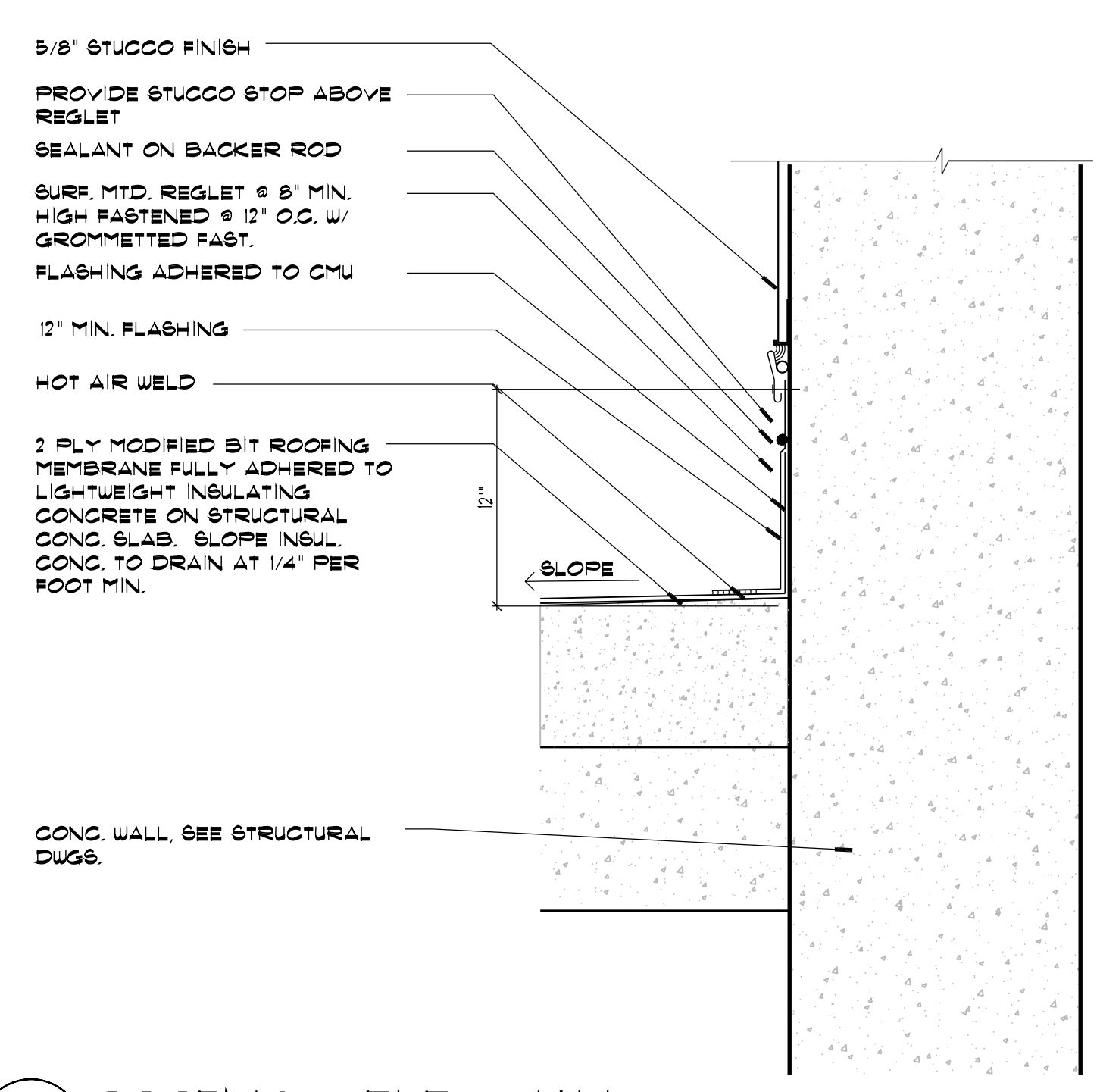
DETAIL  
 NOT USED



1 ROOFING @ TYPICAL PARAPET DETAIL  
 1 1/2" = 1'-0"

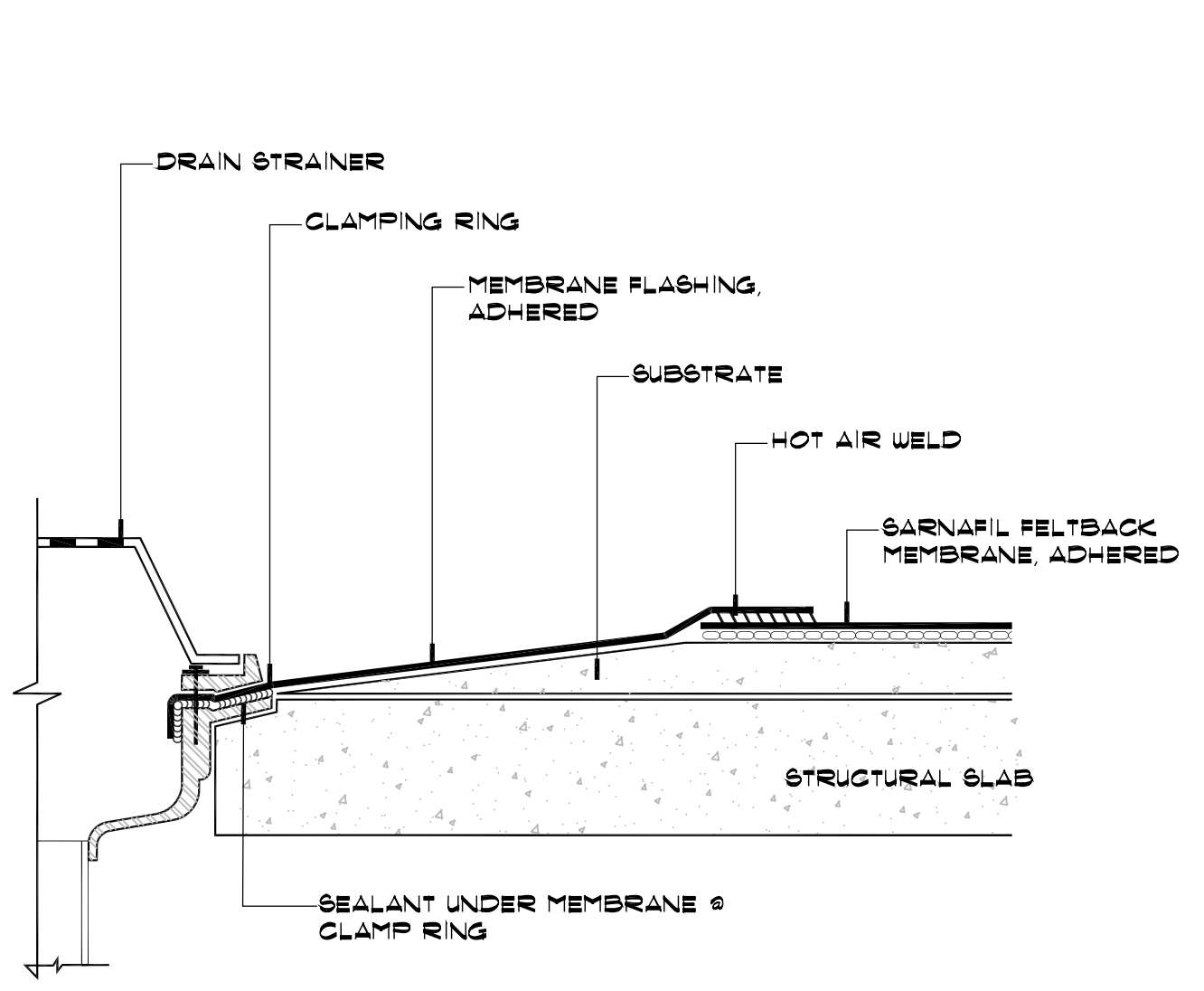
DETAIL  
 NOT USED

8 NOT USED  
 3" = 1'-0"



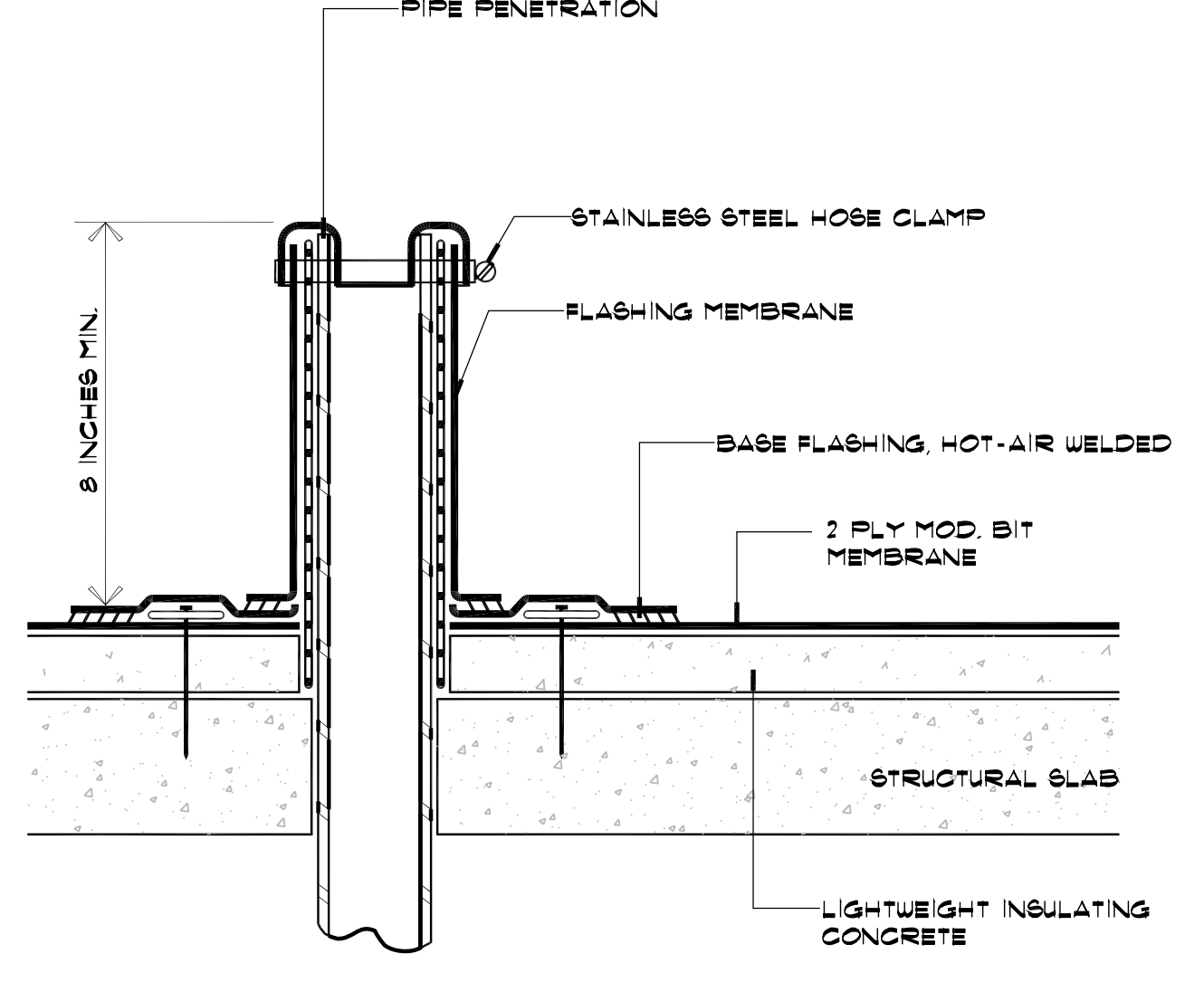
12 ROOFING @ ELEV. WALL  
 1 1/2" = 1'-0"

7 NOT USED  
 3" = 1'-0"



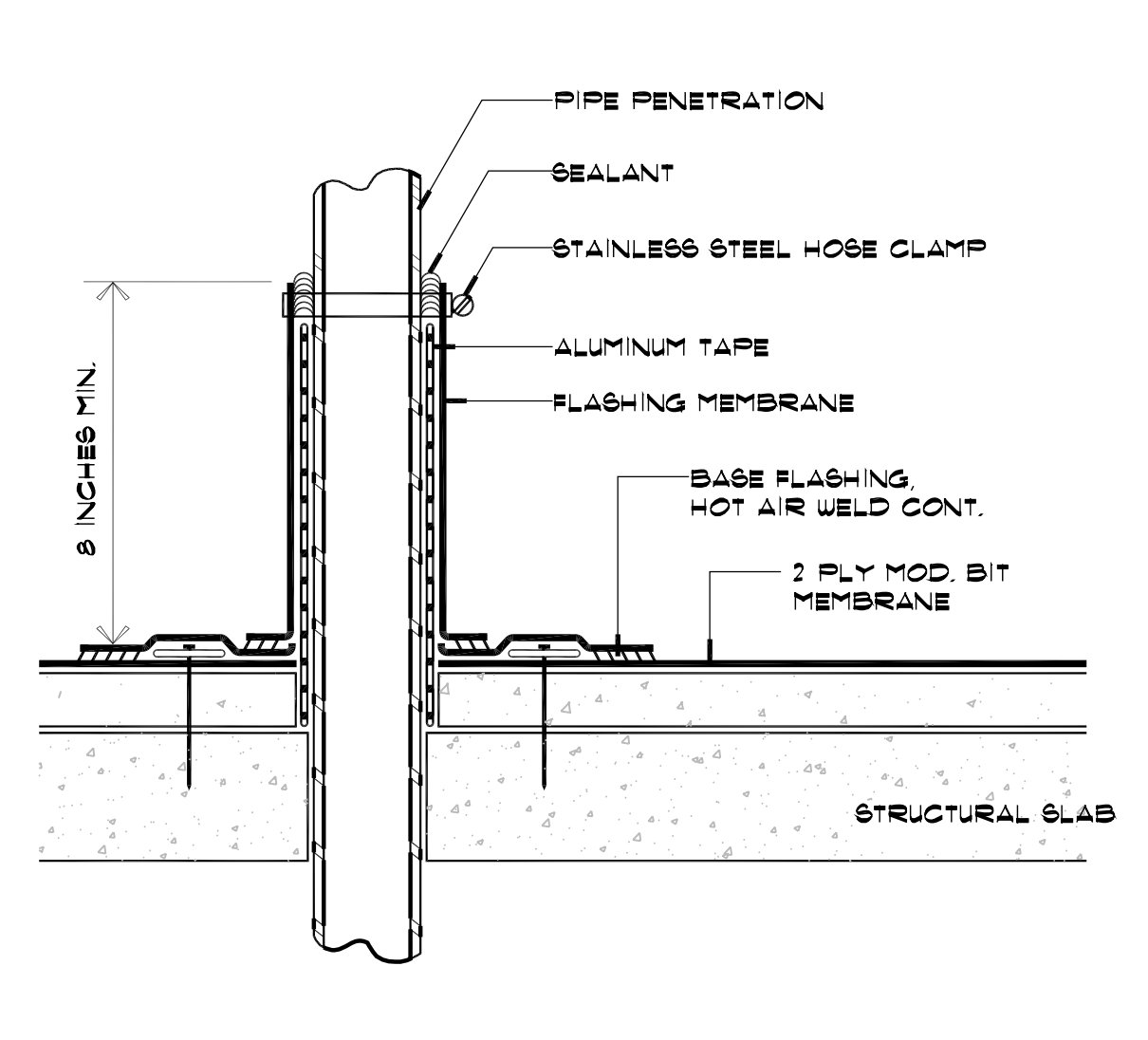
11 ROOF DRAIN DETAIL  
 3" = 1'-0"

6 HORIZONTAL TELESCOPIC RIGGING SLEEVE  
 3" = 1'-0"



10 VENT STACK FLASHING  
 3" = 1'-0"

5 NOT USED  
 3" = 1'-0" (SINGLE STUD)



9 PIPE PENETRATION FLASHING  
 3" = 1'-0"

NOTE:  
 IT IS THE RESPONSIBILITY OF THE STRUCTURAL ENGINEER FOR THE OVERALL PROJECT TO ENSURE THAT THE STRUCTURE ON WHICH THE SAFETY EQUIPMENT BY PRO-BEL IS INSTALLED IS REINFORCED TO WITHSTAND THE LOADS INDICATED ON THIS DRAWING.

**PROJECT DESIGN TEAM:**  
**ARCHITECTS**  
 ADACHE GROUP ARCHITECTS, INC.  
 550 SOUTH FEDERAL HIGHWAY  
 FT. LAUDERDALE, FLORIDA 33301  
 PH:(954) 525-1133 FAX:(954) 728-9159  
 E-MAIL: info@adache.com  
**BLOODGOOD SHARP BUSTER**  
 3816 WEST LINEAUGH AVENUE, SUITE 212  
 TAMPA, FLORIDA 33624  
 PH:(813) 285-4928 FAX:(813) 285-4899  
 E-MAIL: sbarker@sbbsdesign.com  
**CIVIL ENGINEER**  
 FLORIDA DESIGN CONSULTANTS  
 3030 STARKEY BOULEVARD  
 NEW PORT RICHEY, FLORIDA 34655  
 PH:(727) 849-7588 FAX:(727) 848-9648  
 E-MAIL: emax@fdcsign.com  
**M.E.P. ENGINEER**  
 WADSWORTH-ONEAL ENGINEERING  
 5618 COMMERCE PARK DRIVE  
 FORT MYERS, FLORIDA 33912  
 PH:(239) 454-5511 FAX:(239) 454-5401  
 E-MAIL: don@wadswortheng.com  
**STRUCTURAL ENGINEER**  
 O.E. OLSEN & ASSOCIATES  
 3342 TYRONE BOULEVARD NORTH  
 ST. PETERSBURG, FLORIDA 33710  
 PH:(727) 345-9397 FAX:(727) 343-3207  
 E-MAIL: doel@oeo-eng.com  
**LANDSCAPE ARCHITECT**  
 PHIL GRAHAM COMPANY, P.A.  
 436 SECOND STREET NORTH  
 ST. PETERSBURG, FLORIDA 33701  
 PH:(727) 821-5225 FAX:(727) 826-1626  
 E-MAIL: hbooth@pgcga.com

**OWNER:**  
 JMC COMMUNITIES  
 2201 FOURTH STREET NORTH, SUITE 200  
 ST. PETERSBURG, FLORIDA 33704  
 PH:(727) 823-0022 FAX:(727) 821-2007  
 © JMC COMMUNITIES, INC. 2005

**PROJECT:**  
**RESIDENCES AT SANDPEARL**  
 470 MANDALAY AVENUE  
 CLEARWATER BEACH, FLORIDA 33767

**SEAL:**

**ISSUED FOR: PERMIT**  
**DATE: 7/18/05**

**REVISIONS:**

No.	DATE	REMARKS

**RECORD SET - ISSUED 03/02/2009**  
 \*Disclaimer: This Record Document has been prepared based on information provided by others. Adache Group Architects has not verified the accuracy or completeness of this information and shall not be responsible for any errors or omissions that may be incorporated hereinto as a result.

**SHEET TITLE:**  
**ROOF DETAILS**

ALL IDEAS, DESIGNS, ARRANGEMENTS, PLANS AND SPECIFICATIONS INDICATED OR REPRESENTED BY THIS DRAWING ARE OWNED BY, AND THE PROPERTY OF ADACHE GROUP ARCHITECTS, INC. AND WERE CREATED, EVOLVED AND DEVELOPED FOR USE ON, AND IN CONNECTION WITH, THE SPECIFIED PROJECT. NONE OF THESE IDEAS, PLANS, ARRANGEMENTS, AND SPECIFICATIONS SHALL BE USED BY OR DISCLOSED TO ANY PERSON, CORPORATION OR FIRM FOR ANY PURPOSE WHATSOEVER WITHOUT THE WRITTEN PERMISSION OF ADACHE GROUP ARCHITECTS, INC. VISUAL CONTACT WITH THESE PLANS OR SPECIFICATIONS SHALL CONSTITUTE CONCLUSIVE EVIDENCE OF ACCEPTANCE OF THESE RESTRICTIONS. ALL RIGHTS RESERVED. © 2005

**DATE:** 08/21/06  
**SCALE:** 1 1/2" = 1'-0"  
**DRAWN BY:** SP  
**CHECKED BY:** JB  
**JOB NO.:** 45.05A

**SHEET NO.:**  
**A.7.1.06**

**PROJECT DESIGN TEAM:**

**ARCHITECTS**  
 ADACHE GROUP ARCHITECTS, INC.  
 550 SOUTH FEDERAL HIGHWAY  
 FT. LAUDERDALE, FLORIDA 33301  
 PH:(954) 525-1133 FAX:(954) 728-8159  
 E-MAIL: info@adache.com

**BLOODGOOD SHARP BUSTER**  
 3816 WEST LINEBAUGH AVENUE, SUITE 212  
 TAMPA, FLORIDA 33604  
 PH:(813) 285-4808 FAX:(813) 285-4809  
 E-MAIL: ebarker@bsbdesign.com

**CIVIL ENGINEER**  
 FLORIDA DESIGN CONSULTANTS  
 3030 STARKEY BOULEVARD  
 NEW PORT RICHEY, FLORIDA 34655  
 PH:(727) 849-7588 FAX:(727) 848-3648  
 E-MAIL: emaxzur@fdcsign.com

**M.E.P. ENGINEER**  
 WADSWORTH-ONEAL ENGINEERING  
 6818 COMMERCIAL PARK DRIVE  
 FORT MYERS, FLORIDA 33912  
 PH:(239) 454-5511 FAX:(239) 454-6401  
 E-MAIL: cwan@wadsworth-eng.com

**STRUCTURAL ENGINEER**  
 O.E. OLSEN & ASSOCIATES  
 3342 TYRONE BOULEVARD NORTH  
 ST. PETERSBURG, FLORIDA 33710  
 PH:(727) 345-0397 FAX:(727) 343-3207  
 E-MAIL: dwoelf@oeo-eng.com

**LANDSCAPE ARCHITECT**  
 PHIL GRAHAM COMPANY, P.A.  
 436 SECOND STREET NORTH  
 ST. PETERSBURG, FLORIDA 33701  
 PH:(727) 821-5225 FAX:(727) 826-1626  
 E-MAIL: hbbooth@pgda.com

**OWNER:**  
 JMC COMMUNITIES  
 2201 FOURTH STREET NORTH, SUITE 200  
 ST. PETERSBURG, FLORIDA 33704  
 PH:(727) 823-0022 FAX:(727) 821-2007  
 © JMC COMMUNITIES, INC. 2005

**PROJECT:**  
**RESIDENCES AT SANDPEARL**  
 470 MANDALAY AVENUE  
 CLEARWATER BEACH, FLORIDA 33767

**SEAL:**

**ISSUED FOR: PERMIT**  
**DATE: 7/18/05**

**REVISIONS:**

No.	DATE	REMARKS
-	-	-

**RECORD SET - ISSUED 03/02/2009**  
 \* Disclaimer: This Record Document has been prepared based on information provided by others. Adache Group Architects has not verified the accuracy or completeness of this information and shall not be responsible for any errors or omissions that may be incorporated herein as a result.

**SHEET TITLE:**  
**ACCESSIBLE DETAILS**

ALL IDEAS, DESIGNS, ARRANGEMENTS, PLANS AND SPECIFICATIONS INDICATED OR REPRESENTED BY THIS DRAWING ARE OWNED BY, AND THE PROPERTY OF ADACHE GROUP ARCHITECTS, INC. AND WERE CREATED, EVOLVED AND DEVELOPED FOR USE ON, AND IN CONNECTION WITH, THE SPECIFIED PROJECT. NONE OF THESE IDEAS, PLANS, ARRANGEMENTS, AND SPECIFICATIONS SHALL BE USED BY OR DISCLOSED TO ANY PERSON, CORPORATION OR FIRM FOR ANY PURPOSE WHATSOEVER WITHOUT THE WRITTEN PERMISSION OF ADACHE GROUP ARCHITECTS, INC. VISUAL CONTACT WITH THESE PLANS OR SPECIFICATIONS SHALL CONSTITUTE CONCLUSIVE EVIDENCE OF ACCEPTANCE OF THESE RESTRICTIONS. ALL RIGHTS RESERVED. © 2005

**DATE:** 08/21/06  
**SCALE:** AS NOTED  
**DRAWN BY:** CE  
**CHECKED BY:** CE  
**JOB NO.:** 45.05A

**SHEET NO.:**  
**A.8.1.01**

**1 ACCESSIBLE DETAILS**  
 A-8.1.01 SCALE: 3/8" = 1'-0"

